

PRSR STD
U.S. Postage
PAID
Redwood City,
CA
Permit No.688

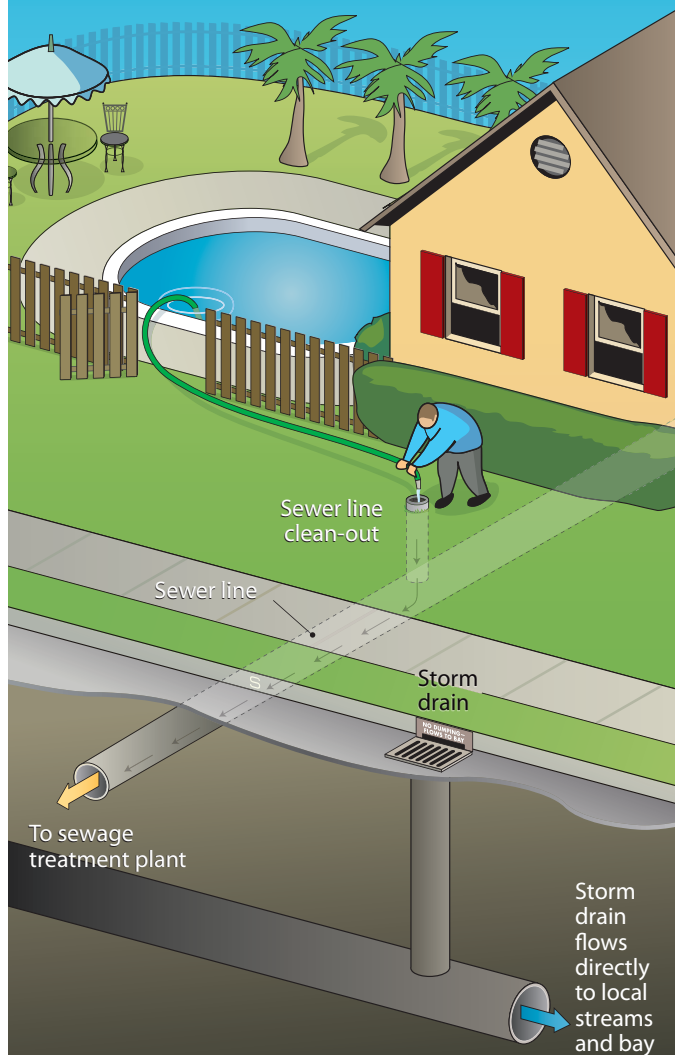
PRIORITY MAIL

Contra Costa Clean Water Program
255 Glacier Drive
Martinez, CA 94553



DRAINING POOLS & SPAS

Keep pool, spa and fountain water out of storm drains, creeks and the Bay.



Storm drains flow directly into our creeks and the Bay.

Did you know...?

- Draining pools, spas and fountains to storm drains can pollute creeks, the Delta and the Bay with copper, chlorine, sediments and other contaminants. Storm drains flow directly into our creeks, Delta and the Bay without treatment.
- Pools, spas and fountains should only be discharged to the sanitary sewer and only after obtaining permission from your local wastewater treatment authority.
- Copper is a pollutant that threatens aquatic life in our creeks, Delta and the Bay. It is used as an algaecide in pools, spas and fountains and copper pipes commonly used in pool plumbing.
- Wastewater treatment plants remove some, but not all, copper from sewage. It's essential to reduce or eliminate the use of copper in pools, spas and fountains so that disposal of pool water to the sanitary system is possible.

A properly maintained pool, spa and fountain will reduce the need for draining.

Maintaining

- Prevent algae problems and reduce the need for draining by: cleaning regularly, maintaining proper chlorine levels and maintaining water filtration and circulation.
- Manage pH and water hardness to minimize copper pipe corrosion that can stain your pool and potentially end up in our creeks, Delta and the Bay.
- Resolve persistent algae problems without copper algaecides. Use chlorine or other copper-free alternatives. Ask your pool maintenance service or pool chemical supplier for help. Or search for environmentally-friendly algaecides on the internet.

Filter Cleaning

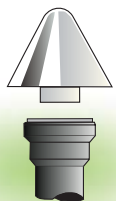
- Never clean a filter in the street, gutter, or in or near a storm drain.
- Rinse cartridge filters with water onto a dirt area and spade filter residue into the soil.
- Backwash sand and diatomaceous earth filters onto a dirt area. Dispose of spent filter materials in the trash. Keep backwash discharges out of the street and storm drain.
- If you don't have a suitable dirt area, contact your local wastewater treatment authority listed in this brochure for instructions on discharging to the sanitary sewer.
- Contact your local household hazardous waste facility regarding proper disposal of pool chemicals. <http://www.co.contra-costa.ca.us/depart/cd/recycle/options/v5951.htm>



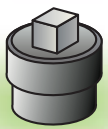
Draining

- Contact local wastewater treatment authority to properly dispose.
- Don't drain into a street, gutter or storm drain.
- Discharge water to a sanitary sewer cleanout.
- If you are on a septic system or have no sanitary sewer clean-out, contact your wastewater treatment authority listed in this brochure for guidance.

What does a sanitary sewer clean-out look like?



Look on your property for a small circular cap on a pipe, with a raised square or mushroom-shaped cone on it, sticking out of your house or out of the ground. These caps often cover clean-outs.



OR...

Look on your property for a concrete or metal cover marked "SEWER," "C.O." or "S." Clean-outs are often located under them.



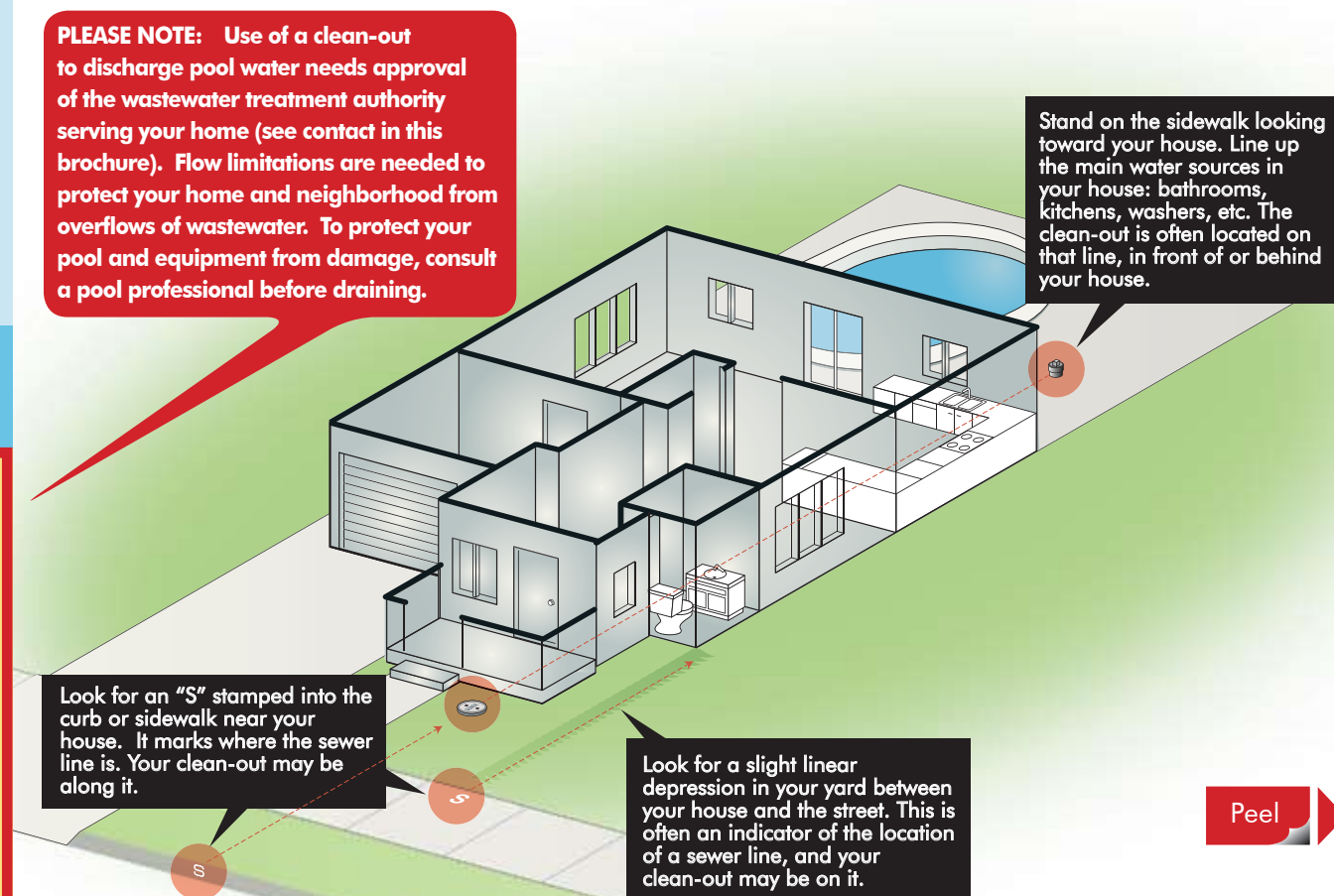
In either case, remove the cap and place the hose in the pipe to drain. To prevent backflow, don't let the end of the hose touch the bottom of the sewer pipe while draining.



Tips for finding your clean-out

Not all cities use the same method to mark their sewer systems. If you have trouble locating your clean-out, contact your local wastewater treatment authority. See "Contacts" list at right.

PLEASE NOTE: Use of a clean-out to discharge pool water needs approval of the wastewater treatment authority serving your home (see contact in this brochure). Flow limitations are needed to protect your home and neighborhood from overflows of wastewater. To protect your pool and equipment from damage, consult a pool professional before draining.



There are a number of places to look for your sanitary sewer clean-out. Start by checking to see if there's an "S" stamped into the concrete of your curb or sidewalk. This marks the location of the sewer line, and your clean-out may be aligned with this marking.

Check on outside walls of the kitchen or baths, or somewhere on your property that is aligned with the drains of your kitchen or baths.

Finally, check to see if there is a slight depression in the ground leading out to the street. It may mark the location of the sewer line, and the clean-out may be along that line.



Sanitary sewer clean-outs are most often found along the sewer line, which is usually aligned with the sewer lines for the house.

Contacts

For information about draining pools or spas:

Alamo	Central Contra Costa Sanitary District
Antioch	Delta Diablo Sanitation District
Bay Point	Delta Diablo Sanitation District
Bethel Island	Ironhouse Sanitary District
Brentwood	City Of Brentwood
Byron	Byron Sanitary District
Clayton	Central Contra Costa Sanitary District
Clyde	Central Contra Costa Sanitary District
Concord	Central Contra Costa Sanitary District
Crockett	Crockett Sanitary Department
Danville/Blackhawk	Central Contra Costa Sanitary District
Diablo	Central Contra Costa Sanitary District
Discovery Bay	Town of Discovery Bay CSD
El Cerrito	East Bay Municipal Utility District
El Sobrante	West County Wastewater District
Hercules	City of Pinole
Kensington	East Bay Municipal Utility District
Knightsen	Ironhouse Sanitary District
Lafayette	Central Contra Costa Sanitary District
Martinez	Central Contra Costa Sanitary District
	Mt. View Sanitary District
Moraga	Central Contra Costa Sanitary District
Oakley	Ironhouse Sanitary District
Orinda	Central Contra Costa Sanitary District
Pacheco	Central Contra Costa Sanitary District
Pinole	City of Pinole
	West County Wastewater District
Pittsburg	Delta Diablo Sanitation District
Pleasant Hill	Central Contra Costa Sanitary District
Port Costa	Crockett Sanitary Department
Richmond	City of Richmond
	West County Wastewater District
	East Bay Municipal Utility District
Rodeo	Rodeo Sanitary District
San Pablo	West County Wastewater District
San Ramon	Central Contra Costa Sanitary District
	Dublin San Ramon Services District
Walnut Creek	Central Contra Costa Sanitary District

Keep your pool, spa and fountain water out of storm drains. Discharge water to a sanitary sewer clean-out with approval from your Wastewater Treatment Authority.

For more information:
www.ccleanwater.org

PLEASE STICK THIS REMINDER ON YOUR PUMP EQUIPMENT.

Wastewater Treatment Authorities	
Byron Sanitary District	(925) 634-5560
Central Contra Costa Sanitary District	(925) 229-7288
City of Brentwood	(925) 516-6060
City of Hercules	(510) 724-8963
City of Pinole	(510) 724-8963
City of Richmond	(510) 412-2062
Crockett Sanitary Department	(510) 787-2992
Delta Diablo Sanitation District	(925) 756-1900
Dublin San Ramon Services District	(925) 875-2336
East Bay Municipal Utility District	(510) 287-1651
Ironhouse Sanitary District	(925) 625-2279
Mt. View Sanitary District	(925) 228-5635
Rodeo Sanitary District	(510) 799-2970
Town of Discovery Bay CSD	(925) 634-1131
West County Wastewater District	(510) 237-6603

♻️ Printed on recycled paper using soy-based inks.

The Contra Costa Clean Water Program acknowledges the Santa Clara Valley Urban Runoff Pollution Prevention Program for use of this brochure.