CITY OF
WALNUT
CREEK

September 8, 2016

Bruce H. Wolfe, Executive Officer
California Regional Water Quality Control Board
San Francisco Bay Region
1515 Clay Street, Suite 1400
Oakland, CA 94612

Ms. Pamela Creedon, Executive Officer
California Regional Water Quality Control Board
Central Valley Region
11020 Sun Center Drive, #200
Rancho Cordova, CA 95670-6114

Dear Mr. Wolfe and Ms. Creedon:

Enclosed is the 2015 - 2016 Annual Report for the City of Walnut Creek, which is required by and in accordance with Provision C.17 in National Pollutant Discharge Elimination System (NPDES) Permit Number CAS612008 issued by the San Francisco Bay Regional Water Quality Control Board and/or by Provision C.13 in NPDES Permit Number CA0083313 issued by the Central Valley Regional Water Quality Control Board.

I certify under penalty of law that this document and all attachments were prepared under my direction or supervision in accordance with a system designed to assure that qualified personnel properly gathered and evaluated the information submitted. Based on my inquiry of the person or persons who manage the system, or those persons directly responsible for gathering the information, the information submitted is, to the best of my knowledge and belief, true, accurate, and complete. I am aware that there are significant penalties for submitting false information, including the possibility of fines and imprisonment for knowing violations.

Very truly yours,

Ken Nordhoff
City Manager

Enclosure

FY 2015-2016 Annual Report
Permittee Name: City of Walnut Creek

ATTACHMENT B

Table of Contents

Section **Page**

Section 1 – Permittee Information 1-1
Section 2 – Provision C.2 Municipal Operations 2-1
Section 3 – Provision C.3 New Development and Redevelopment 3-1
Section 4 – Provision C.4 Industrial and Commercial Site Controls 4-1
Section 5 – Provision C.5 Illicit Discharge Detection and Elimination 5-1
Section 6 – Provision C.6 Construction Site Controls 6-1
Section 7 – Provision C.7 Public Information and Outreach 7-1
Section 9 – Provision C.9 Pesticides Toxicity Controls 9-1
Section 10 – Provision C.10 Trash Load Reduction 10-1
Section 11 – Provision C.11 Mercury Controls 11-1
Section 12 – Provision C.12 PCBs Controls 12-1
Section 13 – Provision C.13 Copper Controls 13-1
Section 15 – Provision C.15 Exempted and Conditionally Exempted Discharges 15-1

Section 1 – Permittee Information

Background Information

Permittee Name:	City of Walnut Creek				
Population:	66,900				
,NPDES Permit No.:	CAS612008 (San Francisco Bay RWQCB Permit)				
Order Number:	R2-2015-0049 (San Francisco Bay RWQCB Permit)				
Reporting Time Period (month/year):	July 2015 through June 2016				
Name of the Responsible Authority:	Ken Nordhoff			**Title:**	City Manager
Mailing Address:	1666 North Main Street				
City: Walnut Creek		**Zip Code:**	CA 94596	**County:**	Contra Costa
Telephone Number:	925-943-5812		**Fax Number:**		925-256-3599
E-mail Address:	Nordhoff@walnut-creek.org				
Name of the Designated Stormwater Management Program Contact (if different from above):	Rinta Perkins		**Title:**	NPDES Program Manager	
Department:	Public Works Department				
Mailing Address:	1666 North Main Street				
City: Walnut Creek		**Zip Code:**	CA 94596	**County:**	Contra Costa
Telephone Number:	925-256-3511		**Fax Number:**		925-256-3550
E-mail Address:	Perkins@walnut-creek.org				

Section 2 - Provision C.2 Reporting Municipal Operations

Program Highlights and Evaluation

Highlight/summarize activities for reporting year:

Summary:

- Refer to the C.2 Municipal Operations section of the CCCWP's FY 15-16 Annual Report for a description of activities implemented at the countywide and/or regional level.
- The City of Walnut Creek is a member of the Municipal Operations Committee (of the Contra Costa Clean Water Program/CCCWP). Refer to the C.2 Municipal Operations section of the CCCWP's FY 15-16 Annual Report for a description of activities implemented at the countywide and/or regional level. City staff participated in the CCCWP Geographical Information System (GIS) Steering Committee to develop a countywide ArcGIS Online and Collector application to track compliance with Provision C.10 Trash Reduction.
- City staff represented CCCWP in the BASMAA Municipal Operations Committee, Trash Ad Hoc Committee and Trash Steering Committee with Water Board staff and other municipal representatives.
- The City's Fleet Maintenance Division was recognized as a green business by the Contra Costa Green Business Program due to its continued commitment to prevent pollution and conserve resources. We own 15 electric and hybrid vehicles and operate 12 electric vehicle charging stations throughout the City. The preventive maintenance program was credited to preserving a well-maintained fleet and anticipating issues before they became major repairs. There were no leaking vehicles or equipment brought in for repair in this permit year. One significant initiative implemented in August 2015 was to replace petroleum diesel with renewable diesel fuel. Renewable diesel is not the same as biodiesel. Although both are produced from numerous bio-feedstock sources, the two fuels are produced through different processes. Switching to renewable diesel will dramatically accelerate the progress that the City makes in cleaning its diesel fleet and will reduce greenhouse gas emissions from diesel vehicles by more than 60 percent. Using renewable diesel also reduces the emissions of soot and other pollutants that harm the health of local residents.
- During roadway or sidewalk maintenance work, our crew protected nearby storm drain inlets as part of the work set-up. Before the end of the day, a street sweeper would come by to remove any residue or debris. Work schedules were coordinated around any forecasted major storm events.
- Over 90 percent of the City's streets have frontage improvements (sidewalk, curb and gutter). In this permit year, we swept a total of 13,415 curb miles within the City's jurisdiction in addition to 2,213 miles as a contract sweeper for the City of Lafayette. Street sweepers removed 2,460 cubic yards of debris including leaf materials during fall season. Our crew removed 466.5 cubic yards of debris from trash racks, 573 cubic yards from storm drain inlets and 16 cubic yards from open roadside ditches. We adjusted the sweeping schedule of downtown streets; they are now swept twice a day on Mondays, Wednesdays and Fridays. These streets were first swept around 4:00 AM. Our landscape maintenance crews with backpack blowers coordinated their sidewalk cleaning with the street sweeper, which came for the second time at 7:00 AM. We maintain our existing enhanced street sweeping program in other areas such as sweeping of residential areas once a month, parking lots once a week, arterial roads and residential areas once a month.
- Sixty maintenance staff attended the annual stormwater pollution prevention training in March 2016 at the Corporation Yard. They reviewed best management practices to prevent stormwater pollution during their daily activities. Spill response exercises were provided during the workshop. At the conclusion of the training, staff took a short quiz to reinforce what they had learned. A designated Safety Committee member verified that spill kits were available in work areas and vehicles.

- Twenty-one Engineering staff, interns and inspectors attended a stormwater pollution prevention training in April 2016. The training focused on the City's Enforcement Respond Plan (ERP), new and redevelopment runoff controls, construction inspections and going over the telephone tree to route environmental-related inquiries or complaints.

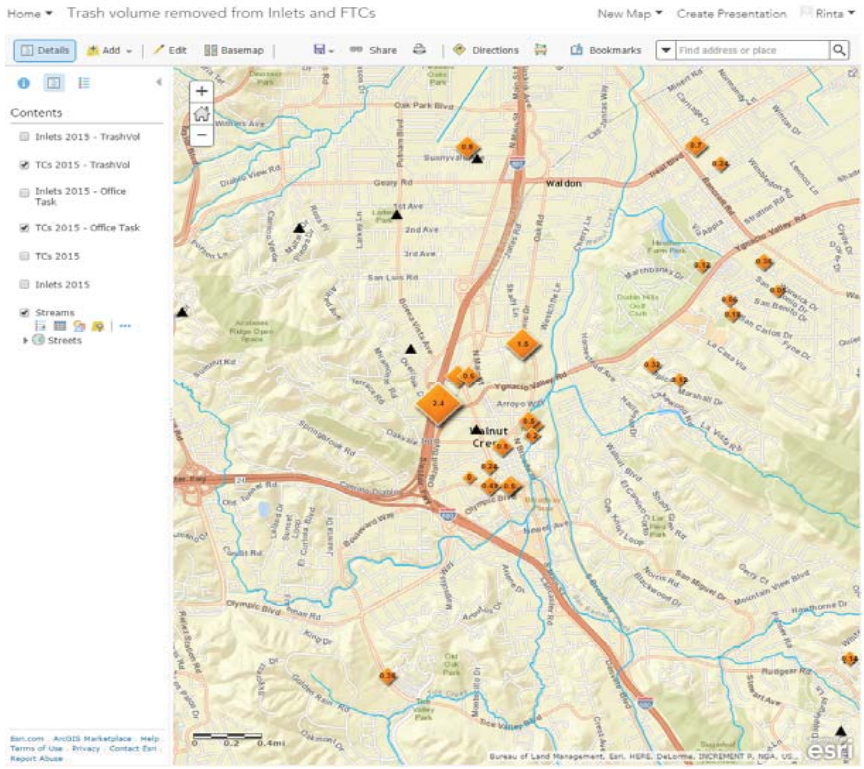

- City staff made a presentation to BASMAA Municipal Operations Committee on the City's use of a Collector app to track visual on-land trash assessments and maintenance activities of storm drain inlets and full capture devices. Staff was invited to give four additional presentations at the requests of other agencies to demonstrate this application.

The use of this technology has improved the efficiency of our assessment process and streamlined the maintenance activities. Real-live data was immediately viewable as a map as soon as our field crew entered the inspection records and photos into the Collector app. About 530 cubic yards of debris was removed from full capture devices; 15 percent of which was trash.

Staff participated in the countywide GIS Steering Committee to bring this technology across Contra Costa County. All members of the Contra Costa Clean Water Program are now using the Collector app to track their compliance with the trash reduction provisions.

The 'heat' map shown on the left highlights the volume of trash removed from full captured devices throughout the City.

C.2.a. ►Street and Road Repair and Maintenance

Place a **Y** in the boxes next to activities where applicable BMPs were implemented. If not applicable, type **NA** in the box and provide an explanation in the comments section below. Place an **N** in the boxes next to activities where applicable BMPs were not implemented for one or more of these activities during the reporting fiscal year, then in the comments section below provide an explanation of when BMPs were not implemented and the corrective actions taken.

Y	Control of debris and waste materials during road and parking lot installation, repaving or repair maintenance activities from polluting stormwater
Y	Control of concrete slurry and wastewater, asphalt, pavement cutting, and other street and road maintenance materials and wastewater from discharging to storm drains from work sites.
Y	Sweeping and/or vacuuming and other dry methods to remove debris, concrete, or sediment residues from work sites upon completion of work.

Comments:

Most of the City's capital improvement projects were related to building, facility, HVAC or ADA improvements. There were overlay and slurry projects completed in this permit year. A special provision for stormwater pollution prevention was included in the project's contract and specification documents. An engineering inspector and/or the project engineer were present daily during construction to ensure these requirements were implemented throughout the project stages.

C.2.b. ►Sidewalk/Plaza Maintenance and Pavement Washing

Place a **Y** in the boxes next to activities where applicable BMPs were implemented. If not applicable, type **NA** in the box and provide an explanation in the comments section below. Place an **N** in the boxes next to activities where applicable BMPs were not implemented for one or more of these activities during the reporting fiscal year, then in the comments section below provide an explanation of when BMPs were not implemented and the corrective actions taken.

Y	Control of wash water from pavement washing, mobile cleaning, pressure wash operations at parking lots, garages, trash areas, gas station fueling areas, sidewalk and plaza cleaning activities from polluting stormwater
Y	Implementation of the BASMAA Mobile Surface Cleaner Program BMPs

Comments:

- A staff member of the Parks Maintenance Division is responsible for flat-surface cleaning activities at the Liberty Bell Plaza. He has attended the BASMAA's surface cleaning training and received a certification. His vehicle is equipped with a small tank of clean water, a separate container for wash water and a portable vacuum. He installed inlet protection before he started each job.
- As part of the Downtown Beautification program, the City contracts a BASMAA-certified surface cleaning contractor to clean sidewalks and plazas three times a year. The contract specification requires that the contractor protects all inlets prior to the start of the job. Wash water is to be contained and removed using a portable vacuum. The contractor applied for a special discharge permit from the Central Contra Costa Sanitary District to discharge the wash water to its system.

C.2.c. ►Bridge and Structure Maintenance and Graffiti Removal

Place a **Y** in the boxes next to activities where applicable BMPs were implemented. If not applicable, type **NA** in the box and provide an explanation in the comments section below. Place an **N** in the boxes next to activities where applicable BMPs were not implemented for one or more of these activities during the reporting fiscal year, then in the comments section below provide an explanation of when BMPs were not implemented and the corrective actions taken.

Y	Control of discharges from bridge and structural maintenance activities directly over water or into storm drains
Y	Control of discharges from graffiti removal activities
Y	Proper disposal for wastes generated from bridge and structure maintenance and graffiti removal activities
Y	Implementation of the BASMAA Mobile Surface Cleaner Program BMPs for graffiti removal
Y	Employee training on proper capture and disposal methods for wastes generated from bridge and structural maintenance and graffiti removal activities.
Y	Contract specifications requiring proper capture and disposal methods for waste generated from bridge and structural maintenance and graffiti removal activities.

Comments:

- While there was no bridge maintenance work in FY 2015-16, our Building maintenance staff completed several painting projects of City-owned buildings and facilities. None involved washing of the walls or structures to prepare the surface.
- The number of graffiti incidents throughout the City decreased significantly over the years. One incident occurred inside a City-owned garage, which was removed promptly by painting over the affected surface of graffiti. Because of the water restriction mandate, staff did not wash the wall surface.
- The same Parks Maintenance staff member responsible for activities outlined in Section C.2.b was also responsible for graffiti removal. He is a BASMAA-certified surface cleaner.

C.2.e. ►Rural Public Works Construction and Maintenance

Does your municipality own/maintain rural[1] roads:		**Yes**	X	**No**

If your answer is **No** then skip to **C.2.f**.

Place a **Y** in the boxes next to activities where applicable BMPs were implemented. If not applicable, type **NA** in the box and provide an explanation in the comments section below. Place an **N** in the boxes next to activities where applicable BMPs were not implemented for one or more of these activities during the reporting fiscal year, then in the comments section below provide an explanation of when BMPs were not implemented and the corrective actions taken.

	Control of road-related erosion and sediment transport from road design, construction, maintenance, and repairs in rural areas
	Identification and prioritization of rural road maintenance based on soil erosion potential, slope steepness, and stream habitat resources
	No impact to creek functions including migratory fish passage during construction of roads and culverts
	Inspection of rural roads for structural integrity and prevention of impact on water quality
	Maintenance of rural roads adjacent to streams and riparian habitat to reduce erosion, replace damaging shotgun culverts and excessive erosion
	Re-grading of unpaved rural roads to slope outward (where consistent with road engineering safety standards), and installation of water bars as appropriate
	Inclusion of measures to reduce erosion, provide fish passage, and maintain natural stream geomorphology when replacing culverts or design of new culverts or bridge crossings

Comments including listing increased maintenance in priority areas:
Not applicable.

[1]Rural means any watershed or portion thereof that is developed with large lot home-sites, such as one acre or larger, or with primarily agricultural, grazing or open space uses.

C.2.f. ►Corporation Yard BMP Implementation

Place an **X** in the boxes below that apply to your corporations yard(s):

	We do not have a corporation yard
	Our corporation yard is a filed NOI facility and regulated by the California State Industrial Stormwater NPDES General Permit
X	We have a **Stormwater Pollution Prevention Plan (SWPPP)** for the Corporation Yard(s)

Place an **X** in the boxes below next to implemented SWPPP BMPs to indicate that these BMPs were implemented in applicable instances. If not applicable, type **NA** in the box. If one or more of the BMPs were not adequately implemented during the reporting fiscal year then indicate so and explain in the comments section below:

X	Control of pollutant discharges to storm drains such as wash waters from cleaning vehicles and equipment
X	Routine inspection prior to the rainy seasons of corporation yard(s) to ensure non-stormwater discharges have not entered the storm drain system
X	Containment of all vehicle and equipment wash areas through plumbing to sanitary or another collection method
X	Use of dry cleanup methods when cleaning debris and spills from corporation yard(s) or collection of all wash water and disposing of wash water to sanitary or other location where it does not impact surface or groundwater when wet cleanup methods are used
X	Cover and/or berm outdoor storage areas containing waste pollutants

Comments:

The Storm Water Pollution Prevention Plan (SWPPP) covers the City's main Corporation yard and three smaller municipal yards (Traffic Operations Center, Heather Farm park and Boundary Oak Golf Course maintenance yards). In September 2015, an inspector with the Central Contra Costa Sanitary District inspected these facilities with the Street & Drainage Maintenance supervisor. All deficiencies (with the exception of the capital project for Boundary Oak Golf Course maintenance yard) were corrected within the established timeline. The long-range planning for the golf course includes improvements to the maintenance yard pending available financing means.

If you have a corporation yard(s) that is not an NOI facility, complete the following table for inspection results for your corporation yard(s) or attach a summary including the following information:

Corporation Yard Name	**Inspection Date** (1x/year required)	**Inspection Findings/Results**	**Follow-up Actions**
Corporation Yard, 511 Lawrence Way	9/8/2015	Detailed report of this inspection is on file and available upon request to the Central Contra Costa Sanitary District's Source Control unit. Sweep or pick up loose debris at the back of the property. Turn over empty containers so they do not accumulate rain water.	None. All deficiencies were corrected.

Traffic Operations Center, 508 Lawrence Way	9/8/2015	Detailed report of this inspection is on file and available upon request to the Central Contra Costa Sanitary District's Source Control unit. Metal shavings were observed at the threshold of the door existing at the rear of the building. Metal shavings were to be collected and swept.	None. All deficiencies were corrected.
Heather Farm Park maintenance yard, 300 North San Carlos	9/8/2015	Detailed report of this inspection is on file and available upon request to the Central Contra Costa Sanitary District's Source Control unit. Sweep or pick up loose debris near material storage. Cover or remove open containers so they do not fill with rain water.	None. All deficiencies were corrected.
Boundary Oak Golf Course maintenance yard, 3600 Valley Vista Road	9/15/15	Detailed report of this inspection is on file and available upon request to the Central Contra Costa Sanitary District's Source Control unit. There was a pallet of old paint that needed to be hauled off.	None. All deficiencies were corrected.

Section 3 - Provision C.3 Reporting New Development and Redevelopment

C.3.a. ►New Development and Redevelopment Performance Standard Implementation Summary Report

(For FY 15-16 Annual Report only) Provide a brief summary of the methods of implementation of Provisions C.3.a.i.(1)-(8).

Summary:

- The City of Walnut Creek maintains legal authority to implement C.3 and requires compliance with the City's NPDES and MRP permits as specifically outlined in the City's Municipal Code, Title 9, Chapter 16, "Storm Water Management and Discharge Control."

- The City's development review and permitting procedures focus on the implementation of C.3 Provisions throughout the permitting review process:
  - Projects submitting an application to the City's Preliminary Review Team (PRT) prior to the formal Planning approval process receive feedback on the applicable or potentially applicable sections of Provision C.3. Applicants receive feedback on Site Plan location of C.3 facilities or are advised that facilities, if required, must be shown on project Site Plans in order to obtain Planning approvals.
  - C.3 provisions must be identified on Project Site Plans for regulated and/or special projects, and preliminary design calculations and details must be submitted as part of project planning approvals. Planning Conditions of Approval include project specific requirements for treatment and hydrograph modification management where applicable.
  - Site Development Permits cannot be issued until the plans show complete design and calculations for all C.3 facilities. Site Development Permits cannot be closed until as-built plans including City Inspection logs of C.3 facility construction have been received and an Operation and Maintenance Agreement for the facilities has been recorded with the Contra Costa County Recorder**.**
  - Projects not subject to C.3 under the MRP are required to implement at least one of the site design measures outlined in the MRP section C.3.i. Development Engineering staff reviews all Planning and Building projects and identifies the requirement to implement at least one of the measures outlined in C.3.i via Building Permit of Planning Review comments. The Building or Planning Permit is not approved by the Engineering Department until the applicant has acknowledged this requirement.
  - Conditions of Approval outline the requirement.
    The following is an example of a Condition requiring C.3.i: *"The City's Municipal Regional Permit requires that section C.3 be reviewed for applicability, and implemented as required for all projects. Projects creating or replacing less than 2,500 SF of impervious surface - while not required under the MRP - are required by the City of Walnut Creek to comply with the measures outlined in C.3.i if feasible. The compliance measures shall be outlined in the Building Permit Application drawings."*

- The effect of a proposed project on water quality is discussed by City staff throughout CEQA environmental reviews, and all review processes. The mitigation measures required, and those desired by the City are identified and discussed with project applicants at the earliest stage possible. Upon the first project submittal, projects are reviewed, and applicants are asked to determine C.3 applicability, to show where and how trash collection and service will be provided, and to incorporate landscape areas strategically to mitigate runoff throughout the site. The project's potential water quality impacts are evaluated throughout the review and permitting process, with planning and building permit applications and revisions being routed to the City's Engineering Department for review.

- The City's Development Engineering Staff works closely with one another discussing project requirements, design and construction inspections during weekly staff meetings. Staff periodically visits projects during and after rain events throughout construction and after completion.
- Staff attends County training workshops, and information sessions by the City's Clean Water Manager.
- City staff assignments are made with a focus on ensuring that all members of the Engineering staff have ongoing experience reviewing C.3 projects, details and calculations.
- Staff is encouraged to work directly with applicants to create project specific plan details in place of noted references to the Contra Costa County Guidebook, as they give more direct and detailed information to contractors. City staff is encouraged to participate in dialog with City planning staff, developers and consultants with respect to C.3 requirements and design. Staff is also encouraged to discuss the role of C.3 in the project's Site Plan layout, as well as the relationship of C.3 requirements to project materials and architecture.
- Staff has developed a C.3 inspection plan sheet for Site Development Plans that includes C.3 Site Plan, a construction inspection checklist for each type of facility and an individual inspection log for each IMP. This sheet is reviewed with the Project General Contractor and Site Superintendent at the beginning of construction to ensure all parties are aware of the construction requirements and parameters for the facility and when each stage of construction is to be inspected by City Engineering staff. A sample C.3 Inspection sheet is included on the following page.
- Development Engineering Staff reviews all Planning/Building Permit applications. Staff is focused on identifying source control issues including plumbing connections for fountains, swimming pools, trash containment areas, and AC compressor units. Where permissible, connections to sanitary sewers are required. Where connections to sanitary sewers are not accepted by the Sewer District, staff requires plans to show mitigation measures (such as ensuring AC condensate is directed to landscape). This requires a posted notice, which notifies the City and the Sanitary district.

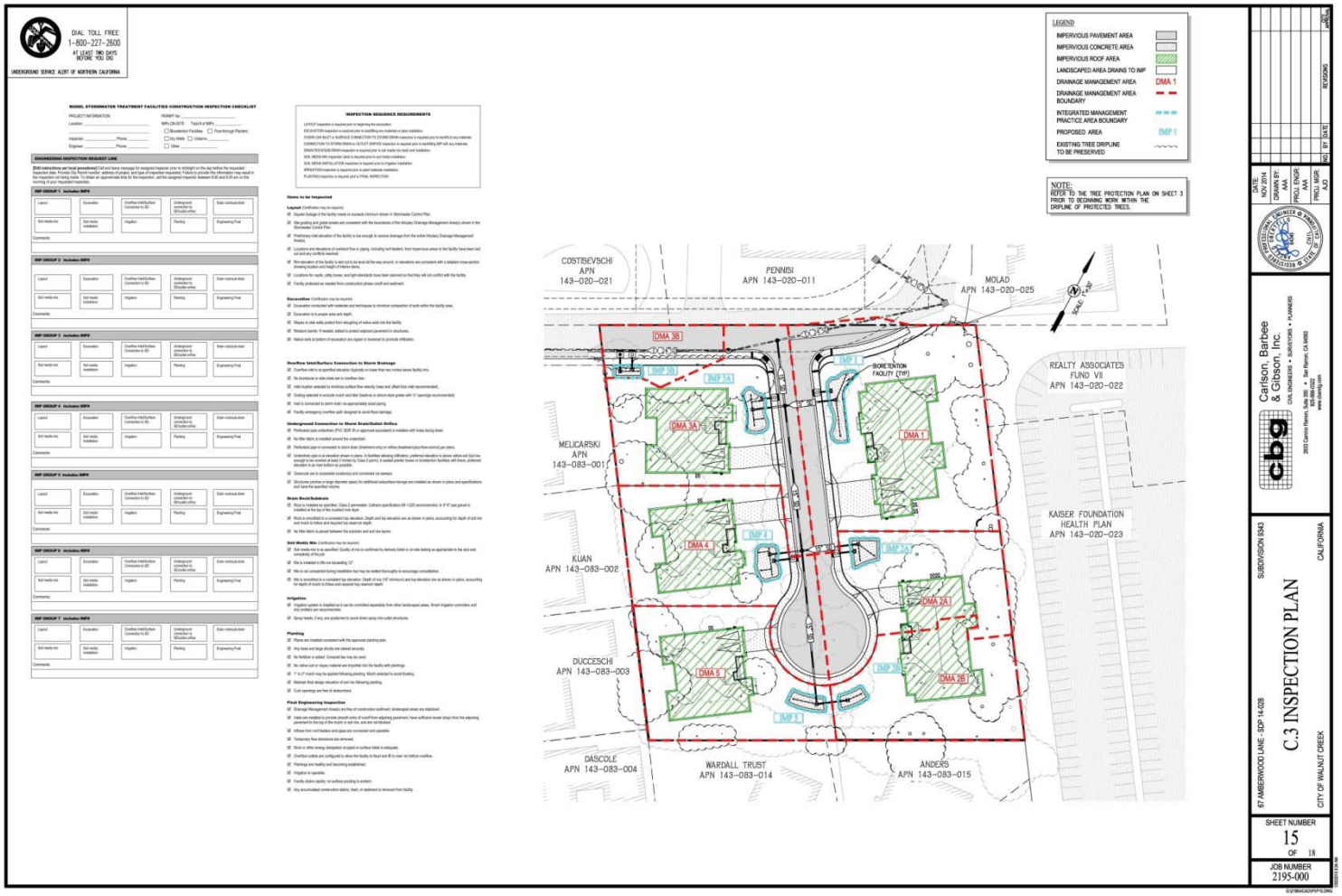
DIAL TOLL FREE
1-800-227-2600
AT LEAST TWO DAYS BEFORE YOU DIG
UNDERGROUND SERVICE ALERT OF NORTHERN CALIFORNIA
MODEL STORMWATER TREATMENT FACILITIES CONSTRUCTION INSPECTION CHECKLIST
INSPECTION SEQUENCE REQUIREMENTS
LEGEND
IMPERVIOUS PAVEMENT AREA
IMPERVIOUS CONCRETE AREA
IMPERVIOUS ROOF AREA
LANDSCAPED AREA DRAINS TO IMP
DRAINAGE MANAGEMENT AREA
DMA 1
DRAINAGE MANAGEMENT AREA BOUNDARY
INTEGRATED MANAGEMENT PRACTICE AREA BOUNDARY
PROPOSED AREA
IMP 1
EXISTING TREE DRIPLINE TO BE PRESERVED
NOTE:
REFER TO THE TREE PROTECTION PLAN ON SHEET 3 PRIOR TO BEGINNING WORK WITHIN THE DRIPLINE OF PROTECTED TREES.
COSTISIEVBCHI APN 143-020-021
PENNISI APN 143-020-011
MOLAD APN 143-020-025
REALTY ASSOCIATES FUND VII APN 143-020-022
KAISER FOUNDATION HEALTH PLAN APN 143-020-023
MELICARSKI APN 143-083-001
KUAN APN 143-083-002
DUCCESCHI APN 143-083-003
DASCOLE APN 143-083-004
WARDALL TRUST APN 143-083-014
ANDERS APN 143-083-015
BIORETENTION FACILITY (TYP)
DMA 3B
IMP 3B
IMP 3A
DMA 3A
DMA 1
IMP 1
IMP 4
DMA 4
IMP 2A
DMA 2A
IMP 2B
DMA 2B
DMA 5
IMP 5
IMP 3
SCALE: 1"=30'
Carlson, Barbee & Gibson, Inc.
CIVIL ENGINEERS • SURVEYORS • PLANNERS
2633 Camino Ramon, Suite 350 • San Ramon, CA 94583
925.866.0322
www.cbandg.com
SUBDIVISION 9343
67 AMBERWOOD LANE - SDP 14-028
C.3 INSPECTION PLAN
CITY OF WALNUT CREEK
CALIFORNIA
SHEET NUMBER
15
OF 18
JOB NUMBER
2195-000

C.3.b.iv.(2) ►Regulated Projects Reporting

Fill in attached table **C.3.b.iv.(2)** or attach your own table including the same information.
Refer to **Table C.3.b.iv.(2)** located later in this section.

C.3.c.ii►Design Specifications for Pervious Pavement Systems

(For FY 2015-16 Annual Report only). Submit design specifications for pervious pavement systems that have been developed and adopted on a regional or countywide basis. If design specifications have been adopted and are contained in a Countywide stormwater handbook, include a reference to the handbook.

Summary:

The Contra Costa County Stormwater C.3 Guidebook discusses design criteria and provides a Design Checklist for Pervious Pavements in Chapter 4. In addition to the criteria set forth in the Guidebook, the City of Walnut Creek requires plan details for installation and implements the Interlocking Concrete Pavement Institute (ICPI) specifications for paver systems.

C.3.e.iv. ►Alternative or In-Lieu Compliance with Provision C.3.c.

Is your agency choosing to require 100% LID treatment onsite for all Regulated Projects and not allow alternative compliance under Provision C.3.e.?		**Yes**	X	**No**

Comments (optional):

- The City of Walnut Creek stormwater ordinance requires every application for a development project to be accompanied by a stormwater control plan that meets the criteria in the most recent version of the Contra Costa Clean Water Program Stormwater C.3 Guidebook. Click here to see Municipal Code Section 9-16.105 for compliance with Provision C.3.c. The Guidebook has been updated to incorporate the requirements of Provision C.3.e.
- The City of Walnut Creek has many infill projects in the Downtown Core Area. These projects are permitted to use special project credits under C.3.e.ii. Walnut Creek is one of the few communities in Contra Costa County that has the planning requirements, density of development and proximity to a transit center allowing for special project credits. All projects are required to provide low impact development (LID) treatment, unless they can meet the strict requirements of a special project and demonstrate the inability to provide 100% LID treatment.
- While credits are permitted, staff approvals require the project to establish as much LID treatment as feasible. Typically, only a portion of the eligible credit is permitted.
- Compliance by creation of LID at an offsite location has been approved. In these cases, treatment facilities have been permitted at off-site locations adjacent to the project site, and treat project runoff. Operation and Maintenance Agreements as well as Encroachment Agreements for the facilities are required and recorded by the Contra Costa County Recorder.
- Payment of in-lieu fees have not been approved by the City of Walnut Creek.
- See the New Development and Redevelopment section of the CCCWP's FY 2015-2016 Annual Report for details.

C.3.e.v ► Special Projects Reporting

1. In FY 2015-16, has your agency received, but not yet granted final discretionary approval of, a development permit application for a project that has been identified as a potential Special Project based on criteria listed in MRP Provision C.3.e.ii(2) for any of the three categories of Special Projects (Categories A, B or C)?	X	**Yes**		**No**
2. In FY 2015-16, has your agency granted final discretionary approval to a Special Project? If yes, include the project in both the **C.3.b.iv.(2)** Table, and the **C.3.e.v.** Table.	X	**Yes**		**No**

If you answered "Yes" to either question,
Refer to **Table C.3.e.v** of this Section.
Refer to the narrative discussion of 100% LID Feasibility or Infeasibility for each project of this Section.

C.3.h.v.(2) ► Reporting Newly Installed Stormwater Treatment Systems and HM Controls (Optional)

On an annual basis, before the wet season, provide a list of newly installed (installed within the reporting year) stormwater treatment systems and HM controls to the local mosquito and vector control agency and the Water Board. The list shall include the facility locations and a description of the stormwater treatment measures and HM controls installed.

Comments:

See the attached Table **C.3.h.v.(2)** for list of newly installed Stormwater Treatment Systems/HM Controls.

C.3.h.v.(3)(a) –(c) and (f) ► Installed Stormwater Treatment Systems Operation and Maintenance Verification Inspection Program Reporting

Option 1 – Reporting Site Inspections	**Number/Percentage**
Total number of Regulated Projects (including offsite projects, and Regional Projects) in your agency's database or tabular format at the end of the previous fiscal year (FY14-15)	9
Total number of Regulated Projects (including offsite projects, and Regional Projects) in your agency's database or tabular format at the end of the reporting period (FY 15-16)	40
Total number of Regulated Projects (including offsite projects, and Regional Projects) for which O&M verification inspections were conducted during the reporting period (FY 15-16)	18
Percentage of the total number of Regulated Projects (including offsite projects, and Regional Projects) inspected during the reporting period (FY 15-16)	45%[2]

C.3.h.v.(3)(d)-(e) ► Installed Stormwater Treatment Systems Operation and Maintenance Verification Inspection Program Reporting

Provide a discussion of the inspection findings for the year and any common problems encountered with various types of treatment systems and/or HM controls. This discussion should include a general comparison to the inspection findings from the previous year.

[2] Based on the number of Regulated Projects in the database or tabular format at the end of the previous fiscal year (FY 14-15), per MRP Provision C.3.h.ii.(6)(b).

Summary:

- In inspecting bioswales and other permanent stormwater treatment facilities as they are constructed, Engineering staff and City inspectors continue to use an inspection checklist for various phases, such as layout staking, excavation, installation of underground connections to all storm drains, soil media installation and more. The 45-day initial inspection of newly installed treatment facilities is a part of this checklist.
- During FY 15-16, Engineering Staff begun to require a C.3 Inspection plan sheet as a part of all Site Development Permits. This sheet includes a site plan showing DMAs and IMPs, as well as a construction checklist for each type of IMP. The plan sheet includes an inspection check card for each IMP on which the City Engineer or Inspector signs after each stage of inspection for each IMP. This plan sheet is included in project as-built plans.
- In this permit year, Engineering staff inspected permanent stormwater treatment facilities constructed within eighteen (18) project sites, which represents 45 percent of all C.3 projects constructed in the City. We communicated deficiencies found during the inspections to the project owner or landscape contractor to correct within the established time frame. Most deficiencies were minor in nature ranging from dead plants, eroding slopes to litter in the storm drain inlets.

Provide a discussion of the effectiveness of the O&M Program and any proposed changes to improve the O&M Program (e.g., changes in prioritization plan or frequency of O&M inspections, other changes to improve effectiveness program).

Summary:

- The annual O&M program continues to be an effective method to ensure stormwater treatment facilities are properly operated and maintained. As required by the Water Board through its recent annual report review, staff no longer accepts self-verification from property owners. The number of project sites visited in this permit year was 19.
- Staff places a higher priority on recently completed projects to take the opportunity to educate property owners and maintenance supervisors of their responsibilities. Initial inspections were performed as part of the final checklist to close development projects. With the number of installed facilities growing we are developing a prioritization plan that will ensure inspections are completed at a maximum interval of every three years.
- The NPDES Coordinator kept a copy of the stormwater control plan as well as an operation and maintenance plan for each project. This information is helpful especially when working with a new landscape contractor hired by the property owner who is not familiar with stormwater treatment facilities or their maintenance requirements.
- On a proactive level, the Engineering Division has modified its Operation and Maintenance Agreement templates to include the Ownership Change form as an exhibit to the agreement in FY14-15. The Change of Ownership Form, which will get recorded by the County Recorder's Office, is to be returned to the City upon the change of ownership. The effectiveness of this form of tracking ownership changes will take several years to determine

C.3.i. ►Required Site Design Measures for Small Projects and Detached Single Family Home Projects

On an annual basis, discuss the implementation of the requirements of Provision C.3.i, including ordinance revisions, permit conditions, development of standard specifications and/or guidance materials, and staff training.

Summary:

- On December 1, 2012, the Contra Costa Clean Water Program adopted an addendum to the Stormwater C.3 Guidebook, 6th Edition. The addendum, "Preparing a Stormwater Control Plan for a Small Land Development Project," includes step-by-step instructions, a project data form and standard specifications for runoff reduction measures. The City of Walnut Creek's stormwater ordinance requires that applications for development approvals for projects subject that are subject to the permit's new development requirements include a Stormwater Control Plan that meets the criteria in the most recent version of the Stormwater C.3 Guidebook.
- The City requires all projects to incorporate some C.3 provisions. Projects not subject to C.3 under the MRP are required to implement at least one of the site design measures outlined in the MRP section C.3.i. Conditions of Approval such as the following outline the requirement:

  The City's Municipal Regional Permit requires that section C.3 be reviewed and applied to all projects. Projects creating or replacing less than 2,500 SF of impervious surface, while not required under the MRP, are required by the City of Walnut Creek to comply with the measures outlined in C.3.i if feasible. The compliance measures shall be outlined in the Building Permit Application drawings.

C.3.j.i.v.(d) ► Green Infrastructure Outreach

On an annual basis, provide a summary of your agency's outreach and education efforts pertaining to Green Infrastructure planning and implementation.

Summary:

- Please refer to the CCCWP's FY 15-16 Annual Report for a summary of outreach efforts implemented at the countywide level.
- NPDES Coordinator informed about the Green infrastructure provision of the MRP 2.0 during engineering and planning staff meetings in February 2016. "Stormwater C.3 Update" fact sheet, which was prepared by the Contra Costa Clean Water Program/CCCWP on March 2016, is included in the City's development brochure. Additionally, this information is available at the City's Permit Center. See **Attachment C.3.j.i.v.(d)(1)** for Stormwater C.3 Update Fact Sheet.
- We conducted an outreach to our elected officials on the green infrastructure. During her presentation to the City Council on the Clean Water program budget and accomplishments on April 2016, the NPDES Coordinator provided an overview on green infrastructure planning and development requirements. We discussed the timelines and pertinent milestones, such as prioritization and mapping of potential and planned green infrastructure projects. See **Attachment C.3.j.i.v.(d)(2)** for the Council report on green infrastructure.

C.3.j.ii.(2) ► Early Implementation of Green Infrastructure Projects

On an annual basis, submit a list of green infrastructure projects, public and private, that are already planned for implementation during the permit term and infrastructure projects planned for implementation during the permit term that have potential for green infrastructure measures. Include the following information:

- A summary of planning or implementation status for each public and private green infrastructure project that is not also a Regulated Project as defined in Provision C.3.b.ii. (see C.3.j.ii.(2) Table B - Planned Green Infrastructure Projects).
- A summary of how each public infrastructure project with green infrastructure potential will include green infrastructure measures to the maximum extent practicable during the permit term. For any public infrastructure project where implementation of green infrastructure measures is not practicable, submit a brief description of the project and the reasons green infrastructure measures were impracticable to implement (see C.3.j.ii.(2) Table A - Public Projects Reviewed for Green Infrastructure).

Background Information:

Describe how this provision is being implemented by your agency, including the process used by your agency to identify projects with potential for green infrastructure, if applicable.

- The City is implementing Green Infrastructure by reviewing planned projects for the potential to implement design features for Green Infrastructure. City CIP projects, and new development projects including new public streets will be reviewed with the intent of constructing green infrastructure where possible.
- City Staff has evaluated the 23 projects that are part of the City's approved 2016-2018 Capital Budget. The evaluation process includes the outline by the BASMAA May 6, 2016 document, "Guidance for Identifying Green Infrastructure Potential in Municipal Capital Improvement Projects".
- The City has not received private project applications including new public streets since the issuance of the BASMAA Guidance, but will look for opportunities to implement Green Infrastructure on public and private streets on all new applications.

Summary of Planning or Implementation Status of Identified Projects:

See attached Tables C.3.j.ii.(2)-A and C.3.j.ii.(2)-B for the required information.

C.3.j.iii.(2) ► Participate in Processes to Promote Green Infrastructure

On an annual basis, report on the goals and outcomes during the reporting year of work undertaken to participate in processes to promote green infrastructure.

- Please refer to the CCCWP's FY 15-16 Annual Report, Section 3 for a summary of efforts conducted to assist regional, State, and Federal agencies plan, design and fund incorporation of green infrastructure measures into local infrastructure projects, including transportation projects.
- The City of Walnut Creek focused on the immediate implementation of a Green Infrastructure Program, and the promotion thereof. Engineering staff has held informal discussions of Green Infrastructure and the City's plan to create a formal Green Infrastructure framework in upcoming year. City Staff is working with the New Development and Redevelopment Committee of CCCWP to develop a framework for the program.

- Engineering staff working on Capital Investment Projects immediately reviewed the projects approved for the 2016-2018 Budget for any opportunity to implement green infrastructure.

C.3.j.iv.(2) ► Tracking and Reporting Progress

On an annual basis, report progress on development and implementation of methods to track and report implementation of green infrastructure measures and provide reasonable assurance that waste load allocations for TMDLs are being met.

Please refer to the CCCWP's FY 15-16 Annual Report, Section 3 for a summary of methods being developed to track and report implementation of green infrastructure measures.

C.3.b.iv.(2) ►Regulated Projects Reporting Table (part 1) – Projects Approved During the Fiscal Year Reporting Period

Project Name Project No.	Project Location[9], Street Address	Name of Developer	Project Phase No.[10]	Project Type & Description[11]	Project Watershed[12]	Total Site Area (Acres)	Total Area of Land Disturbed (Acres)	Total New Impervious Surface Area (ft^2)[13]	Total Replaced Impervious Surface Area (ft^2)[14]	Total Pre-Project Impervious Surface Area[15](ft^2)	Total Post-Project Impervious Surface Area[16](ft^2)
Private Projects											
Geary Townhomes Y14-147	1547 Geary Road	Hall Equities	1	Redevelopment, multi-family housing, 7 townhomes and parking	Grayson Creek	0.5	0.5	5,600	8,688	8,688	14,288
Rossmoor Shopping Center Y14-151	1900-1998 Tice Valley Blvd	Dwight Belden	1	Redevelopment, remodel existing shopping center including new buildings and parking lot improvements	Tice Creek & Las Trampas Creek	14.6	6.2	19,330	159,471	507,712	474,549
Trinity Condos Y15-029	1950 & 1962 Trinity Avenue	Lenox Homes, LLC	1	Redevelopment, multi-family housing, 12 condominium units	Grayson Creek	0.29	0.29	5,037	5,416	5,888	10,453
Stoneyridge Townhomes Y13-101	1740 San Miguel Drive	Landsea	1	Residential 7-unit Townhomes	San Ramon Creek	1.59	1.52	18,905	32,305	35,484	51,209
Diablo Subaru Remodel and Addition Y14-116	2646 N. Main Street	Lithia Real Estate	1	Expansion and remodel of auto dealership	Grayson Creek	0.94	0.06	0	5,227	40,859	39,335

[9]Include cross streets
[10]If a project is being constructed in phases, indicate the phase number and use a separate row entry for each phase. If not, enter "NA".
[11]Project Type is the type of development (i.e., new and/or redevelopment). Example descriptions of development are: 5-story office building, residential with 160 single-family homes with five 4-story buildings to contain 200 condominiums, 100 unit 2-story shopping mall, mixed use retail and residential development (apartments), industrial warehouse.
[12]State the watershed(s) in which the Regulated Project is located. Downstream watershed(s) may be included, but this is optional.
[13]All impervious surfaces added to any area of the site that was previously existing pervious surface.
[14]All impervious surfaces added to any area of the site that was previously existing impervious surface.
[15]For redevelopment projects, state the pre-project impervious surface area.
[16]For redevelopment projects, state the post-project impervious surface area.

C.3.b.iv.(2) ►Regulated Projects Reporting Table (part 1) – Projects Approved During the Fiscal Year Reporting Period

Project Name Project No.	Project Location[9], Street Address	Name of Developer	Project Phase No.[10]	Project Type & Description[11]	Project Watershed[12]	Total Site Area (Acres)	Total Area of Land Disturbed (Acres)	Total New Impervious Surface Area (ft^2)[13]	Total Replaced Impervious Surface Area (ft^2)[14]	Total Pre-Project Impervious Surface Area[15](ft^2)	Total Post-Project Impervious Surface Area[16](ft^2)
Diablo Subaru Parking Garage Y15-130	2646 N. Main Street	Lithia Real Estate	1	New Parking Structure	Grayson Creek	0.57	0.47	5,276	17,460	20,473	22,736
Residence Inn by Marriott Y15-036	2050 N California Blvd	Donald Bruzzone	1	Demolition of Bank and Car dealership, redevelopment including new hotel with underground parking	Grayson Creek	1.11	1.11	967	37,793	42,568	38,760
Trellis Subdivision Y14-007	2071 Tice Valley Blvd.	Pulte Homes	1	Development of 53 residences, 47 detached homes and 6 dues units	Las Trampas Creek	8.6	5.3	0	212,183	212,148	212,183
Viamonte Senior Housing	2701 Shadelands Drive	Greenbrier Development	1	Residential Care Facility for the elderly, 191 units	Pine Creek and Galindo Creek	3.8	3.8	93,305	0	0	93,305
Broadway Plaza Phase II Y15-113	1275 Broadway Plaza Street	Macerich Northwest	2A	Redevelopment of outdoor mall including new building and street	Grayson Creek and San Ramon Creek	1.6	1.6	0	69,696	69,696	69,696
Public Projects											
None											
Comments: Not applicable.											

C.3.b.iv.(2) ►Regulated Projects Reporting Table (part 2) – Projects Approved During the Fiscal Year Reporting Period (private projects)

Project Name Project No.	Application Deemed Complete Date[17]	Application Final Approval Date[18]	Source Control Measures[19]	Site Design Measures[20]	Treatment Systems Approved[21]	Type of Operation & Maintenance Responsibility Mechanism[22]	Hydraulic Sizing Criteria[23]	Alternative Compliance Measures[24/25]	Alternative Certification[26]	HM Controls[27/28]
Private Projects										
Geary Townhomes Y14-147	4/15/15	9/5/15	Efficient landscape irrigation, Roofed trash enclosure	Direct runoff to landscape areas, pervious pavers	Bioretention	O&M with Private Land Owners	Flow Hydraulic Design Basis – 2.c	No offsite treatment or in-lieu fee collected	No third party certification	N/A
Rossmoor Shopping Center Y14-151	1/27/16	6/3/16	Storm drain decals, roofed trash enclosure, efficient landscape irrigation	Direct runoff to landscape areas, pervious pavers	Bioretention	O&M with Private Land Owners	Flow Hydraulic Design Basis – 2.c	No offsite treatment or in-lieu fee collected	No third party certification	N/A
Trinity Condos Y15-029	10/20/15	7/19/16	Trash room in building, efficient landscape	Direct runoff to landscape areas	Bioretention	O&M with Private Land Owners	Flow Hydraulic Design Basis – 2.c	No offsite treatment or in-lieu fee collected	No third party certification	N/A
Stoneyridge Townhomes Y13-101	1/14/15	11/6/15	Storm drain decal, Efficient landscape irrigation	Direct runoff to landscape areas	Bioretention	O&M with Private Land Owners	Flow Hydraulic Design Basis – 2.c	No offsite treatment or in-lieu fee collected	No third party certification	HM required, bio-retention with flow control orifice

[17]For private projects, state project application deemed complete date. If the project did not go through discretionary review, report the building permit issuance date.
[18]For private projects, state project application final discretionary approval date. If the project did not go through discretionary review, report the building permit issuance date.
[19]List source control measures approved for the project. Examples include: properly designed trash storage areas; storm drain stenciling or signage; efficient landscape irrigation systems; etc.
[20]List site design measures approved for the project. Examples include: minimize impervious surfaces; conserve natural areas, including existing trees or other vegetation, and soils; construct sidewalks, walkways, and/or patios with permeable surfaces, etc.
[21]List all approved stormwater treatment system(s) to be installed onsite or at a joint stormwater treatment facility (e.g., flow through planter, bioretention facility, infiltration basin, etc.).
[22]List the legal mechanism(s) (e.g., O&M agreement with private landowner; O&M agreement with homeowners' association; O&M by public entity, etc…) that have been or will be used to assign responsibility for the maintenance of the post-construction stormwater treatment systems.
[23]See Provision C.3.d.i. "Numeric Sizing Criteria for Stormwater Treatment Systems" for list of hydraulic sizing design criteria. Enter the corresponding provision number of the appropriate criterion (i.e., 1.a., 1.b., 2.a., 2.b., 2.c., or 3).
[24]For Alternative Compliance at an offsite location in accordance with Provision C.3.e.i.(1), on a separate page, give a discussion of the alternative compliance site including the information specified in Provision C.3.b.v.(1)(m)(i) for the offsite project.
[25]For Alternative Compliance by paying in-lieu fees in accordance with Provision C.3.e.i.(2), on a separate page, provide the information specified in Provision C.3.b.v.(1)(m)(ii) for the Regional Project.
[26]Note whether a third party was used to certify the project design complies with Provision C.3.d.
[27]If HM control is not required, state why not.
[28]If HM control is required, state control method used (e.g., method to design and size device(s) or method(s) used to meet the HM Standard, and description of device(s) or method(s) used, such as detention basin(s), biodetention unit(s), regional detention basin, or in-stream control).

C.3.b.iv.(2) ►Regulated Projects Reporting Table (part 2) – Projects Approved During the Fiscal Year Reporting Period (private projects)

Project Name Project No.	Application Deemed Complete Date[29]	Application Final Approval Date[30]	Source Control Measures[31]	Site Design Measures[32]	Treatment Systems Approved[33]	Type of Operation & Maintenance Responsibility Mechanism[34]	Hydraulic Sizing Criteria[35]	Alternative Compliance Measures[36/37]	Alternative Certification[38]	HM Controls[39/40]
Private Projects										
Diablo Subaru Remodel and Addition Y14-116	12/16/15	2/17/16	Storm drain decal, Efficient landscape irrigation	Direct runoff to landscape areas	Bioretention	O&M with Private Land Owners	Flow Hydraulic Design Basis – 2.c	No offsite treatment or in-lieu fee collected	No third party certification	N/A
Diablo Subaru Parking Garage Y15-130	12/16/15	2/17/16	Storm drain decal, Efficient landscape irrigation	Direct runoff to landscape areas	Bioretention	O&M with Private Land Owners	Flow Hydraulic Design Basis – 2.c	No offsite treatment or in-lieu fee collected	No third party certification	N/A
Residence Inn by Marriott Y15-036	1/15/16	3/10/16	Storm drain decal, Efficient landscape irrigation, Separate roofed trash enclosure	Direct runoff to landscape areas	Bioretention	O&M with Private Land Owners	Flow Hydraulic Design Basis – 2.c	No offsite treatment or in-lieu fee collected	No third party certification	N/A
Trellis Subdivision Y14-007	8/6/15	2/11/16	Storm drain decal, Efficient landscape, Separate roofed trash enclosures irrigation	Direct runoff to landscape areas	Bioretention	O&M with Private Land Owners	Flow Hydraulic Design Basis – 2.c	No offsite treatment or in-lieu fee collected	No third party certification	N/A

[29] For private projects, state project application deemed complete date. If the project did not go through discretionary review, report the building permit issuance date.
[30] For private projects, state project application final discretionary approval date. If the project did not go through discretionary review, report the building permit issuance date.
[31] List source control measures approved for the project. Examples include: properly designed trash storage areas; storm drain stenciling or signage; efficient landscape irrigation systems; etc.
[32] List site design measures approved for the project. Examples include: minimize impervious surfaces; conserve natural areas, including existing trees or other vegetation, and soils; construct sidewalks, walkways, and/or patios with permeable surfaces, etc.
[33] List all approved stormwater treatment system(s) to be installed onsite or at a joint stormwater treatment facility (e.g., flow through planter, bioretention facility, infiltration basin, etc.).
[34] List the legal mechanism(s) (e.g., O&M agreement with private landowner; O&M agreement with homeowners' association; O&M by public entity, etc…) that have been or will be used to assign responsibility for the maintenance of the post-construction stormwater treatment systems.
[35] See Provision C.3.d.i. "Numeric Sizing Criteria for Stormwater Treatment Systems" for list of hydraulic sizing design criteria. Enter the corresponding provision number of the appropriate criterion (i.e., 1.a., 1.b., 2.a., 2.b., 2.c., or 3).
[36] For Alternative Compliance at an offsite location in accordance with Provision C.3.e.i.(1), on a separate page, give a discussion of the alternative compliance site including the information specified in Provision C.3.b.v.(1)(m)(i) for the offsite project.
[37] For Alternative Compliance by paying in-lieu fees in accordance with Provision C.3.e.i.(2), on a separate page, provide the information specified in Provision C.3.b.v.(1)(m)(ii) for the Regional Project.
[38] Note whether a third party was used to certify the project design complies with Provision C.3.d.
[39] If HM control is not required, state why not.
[40] If HM control is required, state control method used (e.g., method to design and size device(s) or method(s) used to meet the HM Standard, and description of device(s) or method(s) used, such as detention basin(s), biodetention unit(s), regional detention basin, or in-stream control).

C.3.b.iv.(2) ►Regulated Projects Reporting Table (part 2) – Projects Approved During the Fiscal Year Reporting Period (private projects)

Project Name Project No.	Application Deemed Complete Date[41]	Application Final Approval Date[42]	Source Control Measures[43]	Site Design Measures[44]	Treatment Systems Approved[45]	Type of Operation & Maintenance Responsibility Mechanism[46]	Hydraulic Sizing Criteria[47]	Alternative Compliance Measures[48/49]	Alternative Certification[50]	HM Controls[51/52]
Private Projects										
Viamonte Senior Housing Y15-123	2/16/16	2/17/16	Storm drain decal, Efficient landscape irrigation, Trash enclosures in new buildings	Direct runoff to landscape areas	Bioretention	O&M with Private Land Owners	Flow Hydraulic Design Basis – 2.c	No offsite treatment or in-lieu fee collected	No third party certification	HM required, Bioretention with flow control orifice
Broadway Plaza Phase II Y15-113	12/15/15	12/16/15	Storm drain decal, Efficient landscape irrigation, Separate roofed trash enclosures, Trash enclosures in new buildings	Direct runoff to landscape areas	Bioretention, Contech Vault filtration	O&M with Private Land Owners	Flow and Volume Hydraulic Design Basis -c.3.d.i.(3) Sizing factor of 3%	No offsite treatment or in-lieu fee collected	No third party certification	N/A
Public Projects										
NONE										
Comments: Not applicable.										

[41]For private projects, state project application deemed complete date. If the project did not go through discretionary review, report the building permit issuance date.
[42]For private projects, state project application final discretionary approval date. If the project did not go through discretionary review, report the building permit issuance date.
[43]List source control measures approved for the project. Examples include: properly designed trash storage areas; storm drain stenciling or signage; efficient landscape irrigation systems; etc.
[44]List site design measures approved for the project. Examples include: minimize impervious surfaces; conserve natural areas, including existing trees or other vegetation, and soils; construct sidewalks, walkways, and/or patios with permeable surfaces, etc.
[45]List all approved stormwater treatment system(s) to be installed onsite or at a joint stormwater treatment facility (e.g., flow through planter, bioretention facility, infiltration basin, etc.).
[46]List the legal mechanism(s) (e.g., O&M agreement with private landowner; O&M agreement with homeowners' association; O&M by public entity, etc…) that have been or will be used to assign responsibility for the maintenance of the post-construction stormwater treatment systems.
[47]See Provision C.3.d.i. "Numeric Sizing Criteria for Stormwater Treatment Systems" for list of hydraulic sizing design criteria. Enter the corresponding provision number of the appropriate criterion (i.e., 1.a., 1.b., 2.a., 2.b., 2.c., or 3).
[48]For Alternative Compliance at an offsite location in accordance with Provision C.3.e.i.(1), on a separate page, give a discussion of the alternative compliance site including the information specified in Provision C.3.b.v.(1)(m)(i) for the offsite project.
[49]For Alternative Compliance by paying in-lieu fees in accordance with Provision C.3.e.i.(2), on a separate page, provide the information specified in Provision C.3.b.v.(1)(m)(ii) for the Regional Project.
[50]Note whether a third party was used to certify the project design complies with Provision C.3.d.
[51]If HM control is not required, state why not.
[52]If HM control is required, state control method used (e.g., method to design and size device(s) or method(s) used to meet the HM Standard, and description of device(s) or method(s) used, such as detention basin(s), biodetention unit(s), regional detention basin, or in-stream control).

C.3.h.v.(2). ►Table of Newly Installed[53] Stormwater Treatment Systems and Hydromodification Management (HM) Controls (Optional)

Fill in table below or attach your own table including the same information.

Name of Facility	Address of Facility	Party Responsible[54] For Maintenance	Type of Treatment/HM Control(s)
Third Avenue Apartments	1550 Third Ave.	Lena Ortiz	Bioretention Facilities
2245 Overlook Subdivision	803 Paseo Roble Ct. 806 Paseo Roble Ct. 807 Paseo Roble Ct. 810 Paseo Roble Ct. 811 Paseo Roble Ct. 815 Paseo Roble Ct. 816 Paseo Roble Ct. 819 Paseo Roble Ct. 820 Paseo Roble Ct.	Homeowners – contact Sean Joy	Bioretention Facilities
2275 Overlook Subdivision	2275 Overlook Drive	The Helsing Group	Bioretention Facilities
Brio Apartments	141 N. Civic Drive	WC Brio Apartments LLC	Bioretention Facilities
Chick-Fil-A	2750 N. Main St.	Ronald Mei	Bioretention Facilities
Church of Christ Parking Lot	500 Minert Road	Rich Hogey	Bioretention Facilities
N. Main Apartments	1960 N. Main	Cal l Ignacio	Bioretention Facilities
Pleasant Creek Homes	1935 Barkley Ave.	Habitat for Humanity	Bioretention Facilities
The Arroyo Apartments	1250 Arroyo Way	Castlerock V	Bioretention Facilities

[53] "Newly Installed" includes those facilities for which the final installation inspection was performed during this reporting year.
[54] State the responsible operator for installed stormwater treatment systems and HM controls.

C.3.e.v.Special Projects Reporting Table

Reporting Period – July 1 2015 - June 30, 2016

Project Name & No.	Permittee	Address	Application Submittal Date[55]	Status[56]	Description[57]	Site Total Acreage	Gross Density DU/Acre	Density FAR	Special Project Category[58]	LID Treatment Reduction Credit Available[59]	List of LID Stormwater Treatment Systems[60]	List of Non-LID Stormwater Treatment Systems[61]
Broadway Plaza Phase II Y15-113	Walnut Creek	1275 Broadway Plaza	8/19/15	Under Construction, Site Development Approved 3/31/16	The three phase project approved under Planned Development Agreement adds 300,000 square feet of new commercial space to the existing 800,000 square feet of retail space on the existing site	24.2	N/A	2.3	Category A: N/A Category B: N/A Category C: Location: Priority Development Area Density: FAR≥2:1 Parking: zero surface parking	Category C: 55% Location: 25% Density: 10% Parking: 20%	Bioretention,	Contech Stormfilter unit treating 66% of total runoff.[50] Maximum design loading of 50 inches per hour.

[55]Date that a planning application for the Special Project was submitted.
[56] Indicate whether final discretionary approval is still pending or has been granted, and provide the date or version of the project plans upon which reporting is based.
[57]Type of project (commercial, mixed-use, residential), number of floors, number of units, type of parking, and other relevant information.
[58] For each applicable Special Project Category, list the specific criteria applied to determine applicability. For each non-applicable Special Project Category, indicate n/a.
[59]For each applicable Special Project Category, state the maximum total LID Treatment Reduction Credit available. For Category C Special Projects also list the individual Location, Density, and Minimized Surface Parking Credits available.
[60]**:** List all LID stormwater treatment systems proposed. For each type, indicate the percentage of the total amount of runoff identified in Provision C.3.d. for the Special Project's drainage area.
[61]List all non-LID stormwater treatment systems proposed. For each type of non-LID treatment system, indicate: (1) the percentage of the total amount of runoff identified in Provision C.3.d. for the Special Project's drainage area, and (2) whether the treatment system either meets minimum design criteria published by a government agency or received certification issued by a government agency, and reference the applicable criteria or certification.

Special Projects Narrative

Project Y15-113, "Broadway Plaza, Phase IIA", Broadway Plaza, Category C

1. **Feasibility/Infeasibility of Onsite Infiltration, Evapotranspiration and Harvesting/Reuse.**
   The Contra Costa Guidebook Infiltration/Harvesting and Reuse Table 4-4 was completed for the proposed three phase project (plans dated 12/18/2013). The results of this analysis showed that it was infeasible to treat the C.3.d amount of runoff with infiltration or rainwater harvesting and reuse.

2. **Feasibility/Infeasibility of Onsite LID Treatment**
   The proposed project was reviewed to evaluate the possibility of providing 100% LID treatment. This project is eligible for Category C Special Project Credit. The total credit is 55%, 25% location credit (located within Priority Development Area as approved by ABAG 4/9/14) 10% from density and 20% for zero surface parking credits. Remaining portions of the project site will be treated with Non-LID. The results of this review showed that it was possible to treat approximately 70% of the redeveloped project area with LID treatment. The findings of this review are presented below:

   a. **On-site Drainage Conditions**. The project is an irregular shaped parcel in the heart of downtown Walnut Creek, relatively flat spanning the hardened and enclosed portions of the Las Trampas and San Ramon Creeks. The project will re-develop existing surface parking, two, 2-level parking structures, existing surface parking lots and existing retail buildings. The project adds 300,000 square feet of new commercial retail to the existing 800,000 square feet of retail space on the existing site. The project will create and/or replace 14.5 acres out of the 24.2 acre total project site. The reconstructed project area at 14.5 acres represents 60% of the existing impervious project site, therefore the entire project is subject to stormwater treatment requirements per provision c.3.b.ii.(3). Maintenance work proposed for much of the remaining area that is not reconstructed is also planned. One acre of the project site (Neiman Marcus) was previously redeveloped and treated with non-LID consistent with the MRP at the time of development and will not be modified with this project. Therefore, treatment has been analyzed for the remaining 23.2 acres of the redeveloped project site.

      The redeveloped 23.2 acre site is divided up into multiple drainage management areas (DMAs). Approximately 60% of the redeveloped site area is treated with bioretention basins. An additional off-site treatment area, equivalent to about 1% of the required treatment area, will be constructed on Broadway Plaza Street adjacent to the project. Approximately 4% of the entire site is self-treating or self-retaining areas. Approximately 35% of the redeveloped 23.2 acre site is treated with vault systems. Although 1% of the redeveloped site will remain untreated the effective treatment area will be 100%, when the off-site treatment areas are included.

   b. **Self-treating and Self-retaining areas and LID treatment measures**. LID treatment facilities use the combination of flow and volume design basis per provision c.3.d.i.(3) of the MRP. The Alameda County C.3 Stormwater Technical Guidance handbook was used to validate biorentention areas sized at 3% of the tributary drainage areas. In addition, 4% of the site runoff will be drained to self-treating and self-retaining areas. **Maximizing flow to LID features and facilities**. As currently designed, approximately 64% of the redeveloped site is proposed to drain to LID treatment facilities.

c. **Constraints to providing Onsite LID.** The existing site is comprised of mainly buildings and hardscaped pedestrian walkways and courtyards. The downtown shopping area has minimal street setbacks, leaving little room for onsite LID treatment. New parking facilities were designed to provide sufficient setback to allow LID treatment, but given the scale and use of the project, there is not sufficient space to provide LID treatment for all runoff. Drainage patterns of the site are restricted by the presence of the Las Trampas Creek and San Ramon Creek culverts which run through the site. These structures restrict project grading and LID placement.

3. **Off-site LID Treatment**
Off-site LID treatment will be used on Broadway Plaza Street, a public right-of-way adjacent to the project site. These treatment areas will be maintained in perpetuity by the project applicant.

C.3.j.ii.(2) ► Table A - Public Projects Reviewed for Green Infrastructure

Project Number, Name and Location[56]	Project Description	Status[57]	Subject to C.3	GI Included?[58]	Description of GI Measures Considered and/or Proposed or Why GI is Impracticable to Implement[59]
9885. Roadway Maintenance	Slurry, Core/ Arterial, Overlay	Beginning design	No	No	This is our maintenance program for our roadway and typically includes slurry seals and overlays.
9876. S. Main St Bridge at Las Trampas Creek	S. Main St at Las Trampas Creek	Beginning design	No	Yes	We will propose GI measures for this project.
9877. Bancroft Ave Bridge	Bancroft Ave.	Beginning design	No	Too early to assess	It is too early to assess if GI measures are feasible.
9886. Storm Drain Repairs	Various locations	Beginning design	No	No	Minor culvert repairs at various locations.
9901. Sidewalk ADA Transition Plan Implementation	Various locations	Beginning design	No	No	Individual curb ramp upgrades at various intersections. No opportunities for green infrastructure.
9902. Sidewalk trip and Fall Mitigation	Various locations	Beginning design	No	No	Sidewalk planning and/or grinding to remove trip and fall hazards. No opportunities for green infrastructure.
9903. Signal and Streetlight Maintenance	Various locations	Beginning design	No	No	Construction / maintenance of streetlights.
9894. Parking Lots Maintenance	Various locations	Beginning design	No	No	This is our maintenance program for our parking lots and typically includes slurry seals and overlays.
9895. irrigation Repairs	Larkey Park Irrigation replacement phase III, irrigation flow sensors/ Smart Clocks	Beginning design	No	No	Irrigation system upgrades or repairs
9896. Turf Conversions	HFP Ballfield #2, Restore/Relandscape Turf removal Areas	Beginning design	No	Yes	Converting to a drought tolerant turf at various city parks. This will reduce the amount of potable water usage for irrigation and fertilizer usage.

[56] List each public project that is going through your agency's process for identifying projects with green infrastructure potential.
[57] Indicate status of project, such as: beginning design, under design (or X% design), projected completion date, completed final design date, etc.
[58] Enter "Yes" if project will include GI measures, "No" if GI measures are impracticable to implement, or "TBD" if this has not yet been determined.
[59] Provide a summary of how each public infrastructure project with green infrastructure potential will include green infrastructure measures to the maximum extent practicable during the permit term. If review of the project indicates that implementation of green infrastructure measures is not practicable, provide the reasons why green infrastructure measures are impracticable to implement.

C.3.j.ii.(2) ► Table A - Public Projects Reviewed for Green Infrastructure

Project Number, Name and Location[60]	Project Description	Status[61]	Subject to C.3	GI Included?[62]	Description of GI Measures Considered and/or Proposed or Why GI is Impracticable to Implement[63]
9897. Trail Repairs	Diablo Shadows Bridge removal, Alma Park Trail Repairs	Beginning design	No	Too early to assess	Trail maintenance at various locations. Individual project scopes not fully detailed at this time.
9898. Park Signage Improvements	Various locations	Beginning design	No	No	No significant site work or footprint modification.
9899. Median Upgrades (YVR, N. Main St)	Ygnacio Valley Rd., N. Main St.	Beginning design	No	Yes	Rehabilitation of existing medians. New drought tolerant plantings and drip irrigation systems.
9900. Tennis Court Resurfacing	Various locations	Beginning design	No	No	Surface maintenance of existing tennis courts.
9908. Mt. Diablo/Bonanza Signal Modification	Mt. Diablo and Bonanza	Beginning design	No	No	Construction / maintenance of streetlights.
9909. California/Lacassie Ave Signal Modification	California and Lacassie Ave.	Beginning design	No	No	Construction / maintenance of streetlights.
9910. Pedestrian Improvements: Broadway/Duncan, California	Various locations	Beginning design	No	No	Upgraded curb ramps and new advance warning devices (traffic signals)
9911. Walnut Acres, Foothill Schools Pedestrian Improvements	Various locations	Beginning design	No	No	Upgraded curb ramps and new advance warning devices (traffic signals)
9912. Bike Lanes per Master Plan	Various locations	Beginning design	No	No	Bike lanes striped within existing paved roadways. Encourages alternate forms of transportation.

[60] List each public project that is going through your agency's process for identifying projects with green infrastructure potential.
[61] Indicate status of project, such as: beginning design, under design (or X% design), projected completion date, completed final design date, etc.
[62] Enter "Yes" if project will include GI measures, "No" if GI measures are impracticable to implement, or "TBD" if this has not yet been determined.
[63] Provide a summary of how each public infrastructure project with green infrastructure potential will include green infrastructure measures to the maximum extent practicable during the permit term. If review of the project indicates that implementation of green infrastructure measures is not practicable, provide the reasons why green infrastructure measures are impracticable to implement.

9727. Walker homestead Drainage Improvements	Walker Homestead intersection	Beginning design	Maybe	Too early to assess	Major drainage improvement at the Walker Homestead intersection.
9913. Civic Park Master Plan	Civic Park	Beginning design	No	Too early to assess	This is a planning study. No physical improvements will be constructed with this project. Green infrastructure project will be considered as part of the master plan process.
9914. Park Planning and Public Outreach: Alma Park	Alma Park	Beginning design	No	Too early to assess	This is a planning study. No physical improvements will be constructed with this project. Green infrastructure project will be considered as part of the master plan process.
9915. Creek Restoration Studies	Various locations	Beginning design	No	Yes	This is a planning study to evaluate potential creek restoration projects.

C.3.j.ii.(2) ► Table B - Planned Green Infrastructure Projects

Project Name and Location[64]	Project Description	Planning or Implementation Status	Green Infrastructure Measures Included
Comment: No public or private green infrastructure project is being proposed at this time.			

[64] List each planned (and expected to be funded) public and private green infrastructure project that is not also a Regulated Project as defined in Provision C.3.b.ii. Note that funding for green infrastructure components may be anticipated but is not guaranteed to be available or sufficient.

Section 4 – Provision C.4 Industrial and Commercial Site Controls

Program Highlights and Evaluation
Highlight/summarize activities for reporting year:

Summary:

- The City of Walnut Creek participates in the Municipal Operations Committee and represents the Contra Costa Clean Water Program in the BASMAA Municipal Operations Committee.
- Refer to the C.4 Industrial and Commercial Site Controls section of the CCCWP's FY 15-16 Annual Report for a description of activities of the CCCWP's Municipal Operations Committee and/or the BASMAA Municipal Operations Committee.
- In June 2016, the City updated its Enforcement Respond Plan (ERP) to clarify how a verbal warning is addressed and to include homeowner associations as a responsible entity for long-term maintenance of stormwater control measures, construction contractors and any person causing a discharge or threatened discharge into an MS4 or a waterbody. This ERP document is also applicable to activities governed under provisions C.3, C.5 and C.6. Refer to **Attachment C.4** for our most recent ERP.
- Staff met with representatives of the Contra Costa Clean Water Program and Central Contra Costa Sanitary District to discuss lessons learned from past inspections and to prioritize future inspections in the coming fiscal year. We included a new business category in the inspection list (such as contractor's corporation yards). We updated our Business Inspection Plan (BIP) to include the most recent inventory list (refer to **Attachment C.4.b.i** for our most recent Business Inspection Plan). The number of businesses in our inventory list has grown to 571 facilities to inspect, in comparison to 551 facilities last year. Refer to **Attachment C.4.b.iii.(1)** for potential facilities inventory.
- Central Contra Costa Sanitary District (CCCSD) inspectors conducted commercial and industrial facility inspections on behalf of the City of Walnut Creek. At the conclusion of this permit year, CCCSD inspectors had completed a total of 285 inspections; 183 of which were initial and re-inspections. Sixty-two inspections were related to enforcement, surveillance, consultation or partial inspections. District inspectors encountered 40 businesses that were either closed or had relocated.
- Sixteen (16) notices of violations and six (6) warning notices were issued by District's inspectors. City staff responded to seven (7) callouts; of which we issued one notice of violation to a local restaurant for litter issues and one warning notice to a property management for washing off sidewalk with chemicals. All cited facilities had corrected their violations in a timely manner. Refer to **Attachment C.4.c.ii(1)** for the summary of District's annual inspections and enforcements in FY 2015-16.
- A referral to the Contra Costa County District Attorney's office has resulted in the issuance of hefty fines of $13,300 and cost recovery of $1,700 that finally brought compliance by a regional-chain restaurant. City staff and Sanitary District inspectors issued one warning notice and three notices of violations over the course of three years. The District Attorney's office filed a lawsuit against the company at the Superior Court, which was settled in December 2015.
- To ensure that all businesses in the list are inspected accordingly, we set a goal of 182 inspections for FY 2016-17 (refer to **Attachment C.4.b.iii.(2)** or a list of planned facilities to inspect). Inspectors will spend considerable time meeting with the representatives of industrial permitted facilities to go over their permit requirements of testing, monitoring and documentation. The breakdown of facilities to be inspected in FY 2016-17 is as follows: 20 enforcement re-inspections; 11 industrial-permitted facility inspections; and 151 initial inspections
- CCCSD inspectors and City staff attended the Commercial/Industrial workshop sponsored by the CCCWP in May 2016 to learn about MRP 2.0, inspections of a corporation yard and mobile businesses and become familiar with the trash reduction requirements.

C.4.b.iii ► Potential Facilities List

List below or attach your list of industrial and commercial facilities in your Inspection Plan to inspect that could reasonably be considered to cause or contribute to pollution of stormwater runoff.

There are a total of 571 potential facilities to inspect, which represents a 4-percent increase from the prior year. This inventory list was updated to take into account closed (relocated) facilities as well as new ones. NPDES Coordinator and CCCSDs Source Control Superintendent reviewed the prior-year inspections and prioritized businesses to inspect in the upcoming year. Refer to Attachment C.4.b.iii.(1) for the inventory list of potential facilities to inspect.

- 16 Assisted living facilities
- 7 Bars only
- 10 Auto body shops
- 9 Car rentals, car washes and auto detailers
- 18 Catering, grocery stores and mini markets
- 15 Maintenance yards, contractors, landscapers and property management
- 49 Commercial facilities, retailers and golf courses
- 10 Dental office, laboratories and hospitals
- 17 Dry cleaners
- 1 Museum
- 3 Hotels
- 26 Fleet operators, smog test and gas stations
- 259 Food service facilities
- 6 Machine shops and manufacturing facilities
- 3 Mobile service providers and paint shops
- 3 Warehouse and janitorial services
- 2 Swimming pool contractors
- 4 Utility companies
- 102 Auto sales and auto service facilities
- 11 Permitted facilities (including NOI permittees with RWQCB)

C.4.d.iii.(1)(a) ►Facility Inspections

Fill out the following table or attach a summary of the following information. Indicate your violation reporting methodology below.

	X	Permittee reports multiple discrete violations on a site as one violation.
		Permittee reports the total number of discrete violations on each site.

	Number	Percent
Number of businesses inspected	165	
Total number of inspections conducted	292	
Number of violations (excluding verbal warnings)	24	
Sites inspected in violation of stormwater ordinance	24	14.5%
Violations resolved within 10 working days or otherwise deemed resolved in a longer but still timely manner	23	96%

Comments:

- City staff visited seven (7) businesses in response to public referrals of plastic bag ordinance, potential and actual stormwater violations in this permit year. Of the seven businesses, two were out of compliance with the City's stormwater ordinance. NPDES Coordinator issued one notice of violation for an observed litter issue at one downtown restaurant. The subject trash enclosure was used as a storage space for chairs and tables while its open dumpsters sat outside the enclosure overflowing with trash. One written warning notice was issued to a property management for washing off its sidewalk; at the time of inspection, wash water had yet to reach the nearby storm drain. Additionally, staff gave five (5) verbal warnings to restaurants for violating the City's plastic bag ordinance.
- Central Contra Costa Sanitary District inspectors conducted a total of 285 inspections, which were slightly more than the prior fiscal year. There were 183 initial inspections and re-inspections, in comparison to 165 in the prior year. Inspectors conducted 62 follow-up, surveillance or partial inspections. In addition, they visited 40 facilities that were closed or have relocated. Refer to **Attachment C.4.c.iii(1)** for the FY 2015-16 annual inspection and enforcement summary.
- District inspectors issued a total of sixteen (16) notices of violations and six (6) warning notices to 22 facilities during inspections (a few facilities received more than one citation in this permit year). Combined with City staff citation, there were 17 notices of violations issued and 7 written warning notices. All facilities mitigated the issues within the timeline established in the ERP.
- Half of the violations issued were results of pollutant discharges to our storm drain systems (litter and debris from trash enclosure areas) while the remaining was due to poor housekeeping practices. Leaking tallow bins and dumpsters were among commonly-found problems at commercial facilities. The number of scavenging incidents in the City decreased since the inclusion of the anti-scavenging policy into the Central Contra Costa Solid Waste Authority Ordinance no. 97-01, which the City of Walnut Creek is a participating member (refer to Section C.10 of this Report for additional information).
- A referral to the Contra Costa County District Attorney's office has resulted in the issuance of hefty civil penalties of $13,300 plus a cost recovery of $1,700 that finally brought compliance by a regional-chain restaurant. City staff and Sanitary District inspectors issued one warning notice and three notices of violations over the course of three years. As part of the settlement, the restaurant management agreed to create and implement an employee training program preventing the unlawful discharge of waste matter or other pollutants to the City's storm drain system and adopt practices consistent with commercial industry standards to prevent such discharges.

C.4.d.iii.(1)(b) ►Frequency and Types/Categories of Violations Observed

Fill out the following table or attach a summary of the following information.

Type/Category of Violations Observed	Number of Violations
Actual discharge (e.g. active non-stormwater discharge or clear evidence of a recent discharge)	17
Potential discharge and others	7

Comments:

- District inspectors and City staff counted the number of violations as one discharge per source of discharge per inspection of each site. Of the 24 citations issued during facility inspections by District inspectors and City staff, twelve involved pollutant exposure from improperly-maintained dumpster bins. Business owners were required to clean trash enclosure areas, to store dumpsters inside the trash enclosure areas and to replace leaking dumpsters.

C.4.d.iii.(1)(b) ►Frequency and Type of Enforcement Conducted

Fill out the following table or attach a summary of the following information.

	Enforcement Action (as listed in ERP)[65]	Number of Enforcement Actions Taken	% of Enforcement Actions Taken[66]
Level 1	Warning notice	7	28%
Level 2	Notice of violations, Stop Work Order	17	68%
Level 3	Formal enforcement (administrative penalties, cost recovery)	1	4%
Level 4	Legal action and/or referral to the State and Federal agencies	0	0%
Total			100%

[65] Agencies to list specific enforcement actions as defined in their ERPs.
[66] Percentage calculated as number of each type of enforcement action divided by the total number of enforcement actions.

C.4.d.iii.(1)(c) ►Types of Violations Noted by Business Category

Fill out the following table or attach a summary of the following information.

Business Category[67]	Number of Actual Discharge Violations	Number of Potential/Other Discharge Violations
Restaurants	9	1
Commercials	2	1
Assisted living	1	2
Shopping center	1	0
Auto service facilities	2	2
Grocery stores	1	0
Contractors	1	1

C.4.d.iii.(1)(d) ►Non-Filers

List below or attach a list of the facilities required to have coverage under the Industrial General Permit but have not filed for coverage:

There were no facilities identified as non-filers during scheduled inspections in this permit year. District inspectors and City staff reviewed the operations of the businesses inspected to determine if they were subject to provisions of the State General Industrial Permit. If so, we would verify if the subject business had either filed a Notice of Intent (NOI) with the State or obtained coverage under the Industrial General Permit.

C.4.e.iii ►Staff Training Summary

Training Name	Training Dates	Topics Covered	No. of Industrial/ Commercial Site Inspectors in Attendance	Percent of Industrial/ Commercial Site Inspectors in Attendance	No. of IDDE Inspectors in Attendance	Percent of IDDE Inspectors in Attendance
Commercial /Industrial Stormwater Inspection Training Workshop	5/5/16	• Stormwater Inspections under MRP 2.0 • Inspecting Public Works Corporation Yards • Inspecting Mobile Businesses • Talkin' Trash	City staff – 1 CCCSD - 9	100% 100%	City staff – 1 CCCSD - 9	100% 100%

[67] List your Program's standard business categories.

CWEA – Annual Conference	4/26/16	• Stormwater management and public outreach • Trash management	CCCSD - 1	11%	CCCSD - 1	11%
BACWA-sponsored Sampling and Ethics Training	10/13/15	• Documentation requirements for environmental sampling • Importance of ethical conduct when performing environmental sampling	CCCSD - 9	100%	CCCSD - 9	100%
CCCSD-sponsored Anatomy of an Investigation	10/6/15	• Inspector training • Gaining access • Obtaining evidence • Building a case	CCCSD - 9	100%	CCCSD - 9	100%
CWEA Stormwater Training Webinar	8/26/15	• Stormwater inspections at commercial/ industrial facilities • Stormwater BMPs	CCCSD - 4	44%	CCCSD - 4	44%
California Hazardous Materials Investigators Association – Advanced Criminal Investigations	10/20 – 10/30/15	• Investigation elements • Collecting defensible evidence • Witness training	CCCSD - 1	11%	CCCSD - 1	11%
Comments: The outline of the Commercial/Industrial Stormwater Inspection training is available on the Contra Costa Clean Water Program (CCCWP) website.						

Section 5 – Provision C.5 Illicit Discharge Detection and Elimination

Program Highlights and Evaluation
Highlight/summarize activities for reporting year:

Provide background information, highlights, trends, etc.

Summary:

- The City of Walnut Creek is a member of the Municipal Operations Committee (of the Contra Costa Clean Water Program/CCCWP). City staff also participated in the BASMAA Municipal Operations/Trash Committee, representing municipalities within the County of Contra Costa.
- Refer to the C.5 Illicit Discharge Detection and Elimination section of the CCCWP's FY 15-16 Annual Report for description of activities conducted at the countywide and regional level.
- Illegal dumping incidents within the City's jurisdiction decreased to 32 incidents from 47 in the prior permit year. Nine incidents involved dumping of large items (i.e. furniture, tires and mattresses) on roadside or near high density residence. Our maintenance crew cleans them up within 24-hours after being reported to the City.

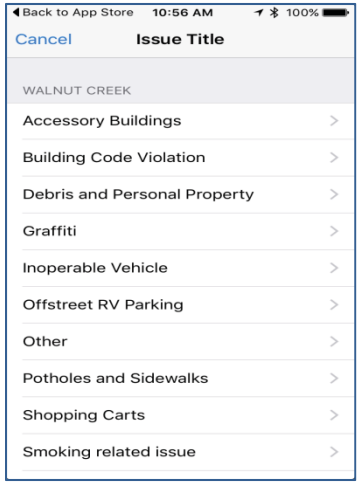

- The City's Code Enforcement staff has been instrumental in assisting with our efforts to detect and eliminate illicit discharges. In this permit year, the City launched "SeeClickFix" mobile app that allows residents to report and view neighborhood concerns ranging from debris (litter issues), graffiti, building code violations and unpermitted signs. Residents may photograph an issue or concern and report it through the application. The case will be routed to Code Enforcement for review and follow-up. If necessary, our Code Enforcement specialist will coordinate a joint inspection with NPDES Coordinator to investigate the incident or referral.

- Our maintenance crews randomly inspected 40 storm drain inlets within the City's low-, medium-, and high-priority screening areas. This work was completed in May 2016. They cleaned the inlets and checked if a "No Dumping – Drains to Bay" decal needed to be installed. Twenty-nine inlets showed no evidence of illicit discharges or illegal dumping (ten of which contained minimal amount of organics from nearby street trees). Eight inlets were found to contain some cigarette butts and beverage containers; these were located just outside the boundaries of No Smoking zones. Three inlets were found to have minimal amount of food wrappers and newspapers.
- One positive highlight to note from these inspections is our crews did not find any plastic bags inside the inspected inlets. The few pieces of Styrofoam found were of packaging materials - not from beverage or to-go containers. The City's product bans had positive impacts as source controls of plastic bags and polystyrene-based food service ware.

C.5.c.iii ►Complaint and Spill Response Phone Number

List below or attach your complaint and spill response phone number.

To report an illegal dumping or a spill incident within the City of Walnut Creek, one should call (925) 943-5854 during business hours or (925) 943-5844 after business hours. For an emergency that requires immediate attention, one should call 9-1-1.

Contact	Description	Phone Number
Pete Dunstan	Street and Drainage Maintenance Supervisor (Acting)	(925) 943-5899 X2444
Rich Payne	Public Works Manager	(925) 943-5899 X2436
Rinta Perkins	Program Manager - NPDES	(925) 256-3511

All City vehicles and field staff members carry a reference card that contains pertinent contact information of neighboring agencies, county, regional and state agencies as well as clean-up contractors. This reference card was reviewed periodically for accuracy.

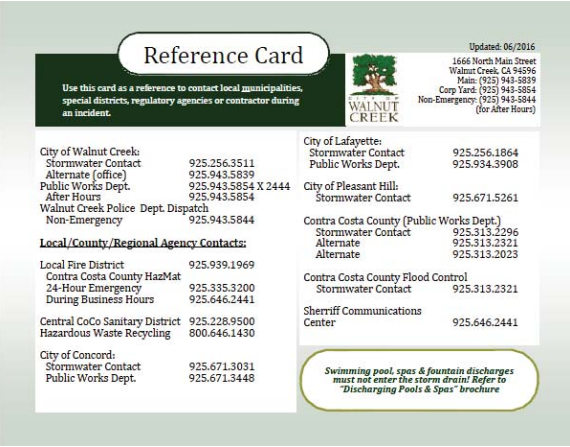

Reference Card

Use this card as a reference to contact local municipalities, special districts, regulatory agencies or contractor during an incident.

Updated: 06/2016

1666 North Main Street
Walnut Creek, CA 94596
Main: (925) 943-5839
Corp Yard: (925) 943-5854
Non-Emergency: (925) 943-5844
(for After Hours)

City of Walnut Creek:
Stormwater Contact 925.256.3511
Alternate (office) 925.943.5839
Public Works Dept. 925.943.5854 X 2444
After Hours 925.943.5854
Walnut Creek Police Dept. Dispatch
Non-Emergency 925.943.5844

Local/County/Regional Agency Contacts:

Local Fire District 925.939.1969
Contra Costa County HazMat
24-Hour Emergency 925.335.3200
During Business Hours 925.646.2441

Central CoCo Sanitary District 925.228.9500
Hazardous Waste Recycling 800.646.1430

City of Concord:
Stormwater Contact 925.671.3031
Public Works Dept. 925.671.3448

City of Lafayette:
Stormwater Contact 925.256.1864
Public Works Dept. 925.934.3908

City of Pleasant Hill:
Stormwater Contact 925.671.5261

Contra Costa County (Public Works Dept.)
Stormwater Contact 925.313.2296
Alternate 925.313.2321
Alternate 925.313.2023

Contra Costa County Flood Control
Stormwater Contact 925.313.2321

Sherriff Communications
Center 925.646.2441

Swimming pool, spas & fountain discharges must not enter the storm drain! Refer to "Discharging Pools & Spas" brochure

State and Federal Agencies:

Office of Emergency Services
Spill Line 800.852.7550

California Highway Patrol: 925.646.4980

San Francisco Bay Regional Water
Quality Control Board (Water Board)
Permit Writer 510.622.2383

Dept. of Fish & Game
24-Hour Dispatch Center 831.649.2801
FNG Warden 925.376.1274

Cal EPA Dept. of Toxic
Substances Control: 510.540.3856

Cal. Occupational Safety &
Health Administration 925.602.6517

US Coast Guard
Marine Safety Offices 510.437.3073

Clean-up Contractors & Lab:

Roto Rooter 925.939.3100

Acu-Vac Power
Sweeping 925.825.0532

Valley Sweeping
Service 925.516.7899

BSK Analytical
Lab 925.462.4000

Delta Environmental
Lab 800.747.6082

McCampbell Analytical
Lab 877.252.9262

Call Central Contra Costa Sanitary District if encounter a stormwater violation at commercial/industrial facility (925) 228-9500

Provide your complaint and spill response web address, if used.

- The telephone numbers to report an illegal dumping or a spill during and after business hours are listed on the Public Works Department website. http://walnut-creek.org/department-services/public-works
- Our residents have an option to report an incident online, which is available on the Clean Water Program website. http://walnut-creek.org/departments/public-works/clean-water-program/online-reporting-new-1798
- Our residents may log the complaint online through SeeClickFix mobile application or through the Code Enforcement webpage http://walnut-creek.org/departments/community-and-economic-development/nuisance-abatement-code-enforcement

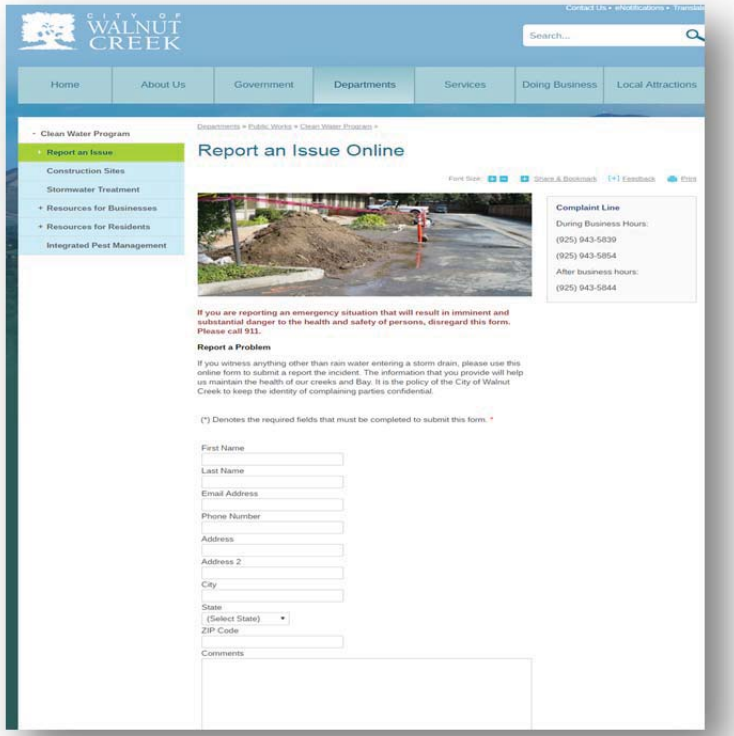

Is a screen shot of your website showing the central contact point attached?	X	**Yes**		**No**

If No, explain:

Not applicable.

Provide a discussion of how the central contact point (complaint and spill response phone number and, if used, web address) is being publicized to your staff and the public.

- The City of Walnut Creek publishes quarterly Nutshell newsletters that reach 44,000 households and businesses. One section of the newsletter is dedicated to environmental and sustainability information. Important telephone numbers and the City's website are included for reference.

- Residents can easily report a spill incident or log in an online complaint of illegal dumping by clicking "Contact Us" from the City of Walnut Creek's main webpage and select the "Report an Issue" option for spills and illegal dumping subjects. The email will reach the respective City staff responsible to address a spill incident and illegal dumping within the City's right-of-way.

C.5.d.iii.(1), (2), (3) ►Spill and Discharge Complaint Tracking

Spill and Discharge Complaint Tracking (fill out the following table or include an attachment of the following information)

	Number	Percentage
Discharges reported (C.5.d.iii.(1))	5	
Discharges reaching storm drains and/or receiving waters (C.5.d.iii.(2))	0	0
Discharges resolved in a timely manner (C.5.d.iii.(3))	5	100%

Comments:

- Our Corporation Yard office uses the Operations Management (OMS) module of the Cartegraph system to track spills and illegal dumping incidents. When an incident was reported (either through a phone call, website, or SeeClickFix mobile application), the system automatically created a work order that would be routed to the appropriate maintenance crews. Other information tracked were the maintenance zone where the incident occurred, description of responses and date of resolution.
- In this permit year, our maintenance crew responded to five spill incidents involving four auto accidents and one disabled vehicle. None of the auto fluid had entered into the nearby storm drain inlets. All incidents were cleaned promptly after being reported.

C.5.f.iii ►MS4 Map Availability

Discuss how you make your MS4 map available to the public and how you publicize the availability of the MS4 map.

The City's storm drainage map is available to the public both in hard copies and electronically by visiting our Permit Center, which is located on the 2nd floor of the City Hall. Our GIS map is currently accessible by using any computer in the Permit Center only. Any public inquiries about the drainage map information that come to the City of Walnut Creek Main Line (925-943-5899) or Permit Center (925-943-5834) will be routed to our Engineer-on-duty who is available daily.

Section 6 – Provision C.6 Construction Site Controls

C.6.e.iii.(1) ►Hillside Development Criteria

What criteria is your agency using to determine hillside development areas?				
	X	Local criteria such as maps of hillside development areas or other written criteria		The permit definition of projects on sites with ≥ 15% slope

Attach a copy of hillside development area maps or provide your written criteria below, if applicable.

Description:

The City utilizes the 15% slope criteria to review all projects when determining if a project is to be considered a hillside development project. This criteria is outlined in the City of Walnut Creek Municipal Code, which explicitly defines hillside development as, "Any property or portion of a property subject to this ordinance with an average slope of fifteen (15) percent or greater as defined by one of the density determination methods in Sec. 10-2.3.406 below".

In addition to those properties having 15% or greater slope, Article 5 of the Municipal Code Chapter 10-2 identifies Hillside Planned Development Districts to include all land with an Open Space/Agricultural General Plan land use designation. Properties in a Hillside Planned Development District must have an approved Planned Development Permit in order to have any land use other than Open Space/Agricultural and a density greater than one dwelling unit per ten acres. Developments are reviewed and not permitted to develop where slopes with existing grades are at or exceed 20%, are within 75 vertical feet of any ridgeline, or within the area one and one half times the radius of the tree's dripline. The City's municipal code explicitly states that one of the goals of establishing the Hillside Development Districts is to "minimize the water runoff and erosion problems incurred in adjustment of terrain to meet on-site and off-site development needs."

C.6.e.iii.2.a, b, c ►Site/Inspection Totals

Number of High Priority Sites (sites disturbing < 1 acre of soil requiring storm water runoff quality inspection) (C.6.e.iii.1.a)	**Number of sites disturbing ≥ 1 acre of soil** (C.6.e.iii.1.b)	**Total number of storm water runoff quality inspections conducted (include only High Priority Site and sites disturbing 1 acre or more)** (C.6.e.iii.1.c)
21	9	197

Comments:

- The number of high priority and projects with State General Construction permits in FY 2015-16 increased 60% to thirty (30) projects in comparison to 19 in the prior year. Using the guidelines established in the Contra Costa Clean Water Guide book and the MRP, the number of small High Priority Sites has risen significantly to 21. This is a result of the increase of in-fill projects within the City. Nine projects disturbed of over one acre requiring them to obtain coverage under the State General Construction permits from Water Resources Control Board, which is a decrease from fourteen in the prior fiscal year.

- Construction inspectors continue to use the City's MS Access database to log their inspection activities. The database incorporated several milestones (such as finalizing site improvement work, preliminary final punch list of stormwater treatment facilities), which would trigger a joint inspection with the NPDES Coordinator.
- In August 2015, we sent reminder letters to owners, developers, QSD/QSP and contractors of all active construction sites to prepare and submit an erosion control plan to the City for approval. Refer to **Attachment C.6.e.i** for a copy of the reminder letter. City's engineering inspectors visited all job sites to verify that an erosion and sediment control plan had been developed, the plan was available on-site and to assess if the job site met the installation deadline.
- Inactive priority projects awaiting permit issuance and non-priority projects were required to have approved erosion control plans and necessary measures installed on-site. Engineering inspectors conducted drive-by inspections of inactive priority and non-priority projects (non-priority projects included utility works, retaining wall replacement, curb ramps, traffic signal replacement and re-striping) to ensure these projects were secured and not contributing to stormwater pollution during rainy season.

C.6.e.iii.2.d ►Construction Activities Storm Water Violations

BMP Category	Number of Violations[68] excluding Verbal Warnings	% of Total Violations[69]
Erosion Control	39	25%
Run-on and Run-off Control	11	7%
Sediment Control	43	28%
Active Treatment Systems	0	0%
Good Site Management	57	37%
Non Stormwater Management	5	3%
Total[70]	**155**	**100%**

[68]Count one violation in a category for each site and inspection regardless of how many violations/problems occurred in the BMP category. For example, if during one inspection at a site, there are 2 erosion control violations, only 1 violation would be counted for this table.

[69]Percentage calculated as number of violations in each category divided by total number of violations in all six categories.

[70]The total number of violations may count more than one violation per inspection, since some inspections may result in violations in more than one category. For example, during one inspection of a site, there may have been both an erosion control violation and a sediment control violation. For this reason, the total number of violations in this table may not match the total number of enforcement actions reported in Table C6.e.iii.1.e.

C.6.e.iii.2.e ►Construction Related Storm Water Enforcement Actions

	Enforcement Action (as listed in ERP)[71]	Number Enforcement Actions Issued	% Enforcement Actions Issued[72]
Level 1[73]	Warning Notice	37	80%
Level 2	Notice of Violations/Stop Work Order	8	18%
Level 3	Administrative Penalties	1	2%
Level 4	Legal Action/Referral	0	0%
Total		**46**	**100%**

C.6.e.iii.2.f, g ►Illicit Discharges

	Number
Number of illicit discharges, actual and those inferred through evidence at high priority sites and sites that disturb 1 acre or more of land (C.6.e.iii.1.f)	1
Number of sites with discharges, actual and those inferred through evidence at high priority sites and sites that disturb 1 acre or more of land (C.6.e.iii.1.g)	1

[71]Agencies should list the specific enforcement actions as defined in their ERPs.
[72]Percentage calculated as number of each type of enforcement action divided by the total number of enforcement actions.
[73]For example, Enforcement Level 1 may be Verbal Warning.

C.6.e.iii.2.h, i ►Violation Correction Times

	Number	Percent
Violations (excluding verbal warnings) fully corrected within 10 business days after violations are discovered or otherwise considered corrected in a timely period (C.6.e.iii.1.h)	42	93%[74]
Violations (excluding verbal warnings) not fully corrected within 30 days after violations are discovered (C.6.e.iii.1.i)	0	0%[75]
Total number of violations (excluding verbal warnings) for the reporting year[76]	45	100%

Comments:

- Forty-two (42) active sites subject to C.6 inspections received warning notices; all corrected noted stormwater violations in a timely manner.
- Two sites, operated by the same developer, did not correct the noted stormwater violations in a timely manner. This developer was subject to escalating enforcement action by the City's Clean Water program in efforts to resolve all outstanding violations. In addition to the issuance of Stop Work Order and building inspection hold, we issued $600 in fines to the developer. All violation corrections were completed within thirty (30) days.
- The City's Engineering staff and NPDES Coordinator engaged in the active implementation of site inspections and escalating enforcement action to require corrections to a long list of sediment control violations by a developer of a hillside project during December 2015. The project site posed some challenges with materials staging during active construction. All corrections were implemented within twenty-one (21) days.

C.6.e.iii.(4) ►Evaluation of Inspection Data

Describe your evaluation of the tracking data and data summaries and provide information on the evaluation results (e.g., data trends, typical BMP performance issues, comparisons to previous years, etc.).

Description:

In this permit year and consistent with previous years, the City of Walnut Creek continued to use an MS Access Database to track construction inspections. The tabular data generated from this database is consistent with the Provision C.6 of the MRP 2.0. We noted the category of stormwater violations observed on each project site. There were nine (9) projects covered under the State General Construction permit, in comparison to fourteen (14) in the prior year. The average number of inspections per active site was nine (9) inspections in this reporting period.

Refer to **Attachment C.6.e.iii.(4)** for the summary of construction inspections and enforcements in FY 2015-16.

[74]Calculated as number of violations fully corrected in a timely period after the violations are discovered divided by the total number of violations for the reporting year.
[75]Calculated as number of violations not fully corrected within 30 days after the violations are discovered divided by the total number of violations for the reporting year.
[76]The total number of violations reported in the table of Violation Correction Times equals the number of initial enforcement actions, i.e., this assumes one violation is issued for several problems during an inspection at a site. The total number of violations in the table of Violation Correction Times may not equal the total number of enforcement actions because one violation issued at a site may have a second enforcement action for the same violation at the next inspection if it is not corrected.

The total number of enforcement actions (45) issued in this permit year is an increase from a total of 29 in the previous fiscal year. This number correlated with increased number of projects and associated inspections. We observed 155 stormwater violations, over a third of which was poor housekeeping practices or poor site management. As noted in the section above, three project sites received a cumulative total of twelve (12) violations throughout the entire rainy season. Site management, sediment controls and erosion controls continued to be the most prevalent type of site problems encountered requiring correction action or enforcement. There was one documented illicit discharge incident from the hillside project development.

Our Engineering inspectors and staff spent a great amount of time educating project superintendent and contractors of stormwater pollution and best management practices (BMPs) implementation. Construction site with on-site qualified SWPPP Practitioner (QSP) or project superintendent informed of stormwater regulations were most likely to have fewer violations and demonstrate willingness to correct noted deficiencies in a timely manner. Engineering staff continued to track all inspections to document any stormwater violations and correction actions implemented. The database was useful in identifying developers who continued to show a pattern of non-compliance with the City's Stormwater ordinance.

C.6.e.iii.(4) ►Evaluation of Inspection Program Effectiveness

Describe what appear to be your program's strengths and weaknesses, and identify needed improvements, including education and outreach.

Description:

- Refer to the C.6 Construction Site Control section of the CCCWP's FY 15-16 Annual Report for a description of activities conducted at the countywide and regional level.
- NPDES Coordinator provided MRP 2.0 updates to engineering staff and inspectors on February 2016 pertinent to construction site controls. Additionally, we reviewed the construction manual that was developed jointly in 2014 and identified areas within the manual to revise. A small group of staff was formed to review and revise the City's construction guidelines, which are anticipated to be completed in September 2016.
- Engineering staff performed at least monthly stormwater inspections at all active sites which were subject to Provision C.6 requirements throughout the rainy season. We will continue to use the Access database to track and document all inspection and any corrective actions. The City of Walnut Creek is an active participant of the New Development and Redevelopment Committee of the CCCWP and is familiar with model guidelines developed by this Committee.
- Some of the strengths of our inspection program are as follows: (1) On-going implementation of the City's site development project/permit conditions that are consistent with the MRP 2.0 and the State General Stormwater NPDES Construction Permit, (2) We held pre-construction meetings with project team (contractors, owners and consultants) to go over City's expectations for BMPs implementation, (3) Regular communication throughout the construction phases with developers, contractors, QSD/P and relevant project team after each inspection to share findings and, if any, noted deficiencies.

C.6.f ►Staff Training Summary

Training Name	Training Dates	Topics Covered	No. of Inspectors in Attendance	Percent of Inspectors in Attendance
CCCWP Construction Inspection Training Workshop	June 14, 2016	1. C.6 Requirements Overview – Highlights on the MRP 2.0 Requirements 2. Municipal Perspective - Hillside Project Policy 3. C.6 BMPs Tool Box & BMP Resources 4. MRP 2.0 and General Construction Permit Overlap and Differences 5. Inspections, Documentation, and Reporting	3	50%

Section 7 – Provision C.7. Public Information and Outreach

C.7.b.i.1 ►Outreach Campaign

Summarize outreach campaign. Include details such as messages, creative developed, and outreach media used. The detailed outreach campaign report may be included as an attachment. If outreach campaign is being done by participation in a countywide or regional program, refer to the separate countywide or regional Annual Report.

Summary:

Refer to Section C.7 of the CCCWP's FY 2015-16 Annual Report for a complete review of outreach campaigns conducted on behalf of all Permittees.

C.7.c. Stormwater Pollution Prevention Education

Local stormwater phone number(s)	(925) 256-3511 for watershed characteristics, stormwater issues and pollution prevention alternatives. (925) 943-5844 for Police Dispatch (24 hours)
Local/Regional stormwater website(s)	www.walnut-creek.org/cleanwater

Outreach:

Youth Energy Specialists tighten a faucet during a Green House Call last summer.

Registration open for Green House Calls

Walnut Creek residents are eligible for free home energy and water efficiency assessments through the California Youth Energy Services' Green House Calls program.

During the Green House Call, a team of trained youth Energy Specialists will assess water and energy use, offer personalized energy saving tips, and install energy efficient light bulbs, shower heads and faucet aerators as needed, all at no cost.

The program is provided by the City of Walnut Creek, East Bay Municipal Utility District, Contra Costa Water District, PG&E and the non-profit Rising Sun Energy Center. Both renters and owners are eligible.

Going Green Together

The program runs from July 6 through August 11. Spaces are limited!

Call 510-665-1501 ext. 5 or register online at http://risingsunenergy.org/programs/green-house-call-residents.

City considers renewable energy program

The Walnut Creek City Council was to consider taking the first steps to join MCE, a Community Choice Energy program, at its Feb. 16 meeting (after the Nutshell went to the printer).

Community Choice Energy programs such as MCE allow the City to partner with other local governments to purchase renewable energy for residents and businesses. PG&E would continue to deliver the energy, maintain the grid infrastructure, and handle billing.

Customers who want to continue to have PG&E purchase their electricity can opt out of the Community Choice Energy program.

If the Council voted on Feb. 16 to move forward with MCE, they will have to take additional actions at their March 15 meeting to finalize the decision. An alternative action may be to work with Contra Costa County to establish a county Community Choice Energy program.

Learn more about Community Choice Energy at www.walnut-creek.org/goinggreen.

Congress extends solar tax credit through 2019

In December, Congress approved extending the Solar Investment Tax Credit through 2019. The program provides a 30 percent federal tax credit for solar systems installed on residential and commercial properties. After 2019, the tax credits have different expiration dates and values by year for residential and commercial projects.

Interested in going solar? Visit the City's Going Green webpage at www.walnut-creek.org/goinggreen.

Tackling litter from the ground up

After significantly reducing litter on City-owned property, Walnut Creek's Clean Water Program is focusing on three major sources of trash that have been identified for improvement - commercial dumpsters, private parking lots and high school campuses.

Clean Water Program manager Rinta Perkins

The new emphasis is the result of the state's Clean Water permit requirements. Every 5 years, the City must apply for a new clean water permit, and prove that it has met litter reduction mandates from the previous 5-year period. If the City fails to meet those quotas, it could face fines up to $10,000 a day.

The City's new permit requirements went into effect on January 1, said Clean Water Program Manager Rinta Perkins of the Public Works Department.

"We have exhausted our efforts to deal with litter in City-owned areas, such as the parks and community centers," she said, "so now we are identifying other areas that present significant problems."

Walnut Creek's Clean Water Program will work with the Solid Waste Authority to reduce litter around commercial dumpsters and in private parking lots through a combination of education and enforcement.

Since the City has little enforcement authority on school campuses, staff will reach out to high school officials to encourage them to address high volumes of trash.

Litter left on the ground can find its way into storm drains, and from there, into creeks and the Bay, Perkins explained. In addition to trash, pet waste left on the ground poses significant problems.

To report significant litter, contact the City's Code Enforcement Officer at 925-943-5863 or submit the information via seeclickfix.com.

Please visit the Clean Water website at www.walnut-creek.org/cleanwater for additional information about stormwater issues, our watershed and how to prevent pollution.

In a Nutshell ◆ Spring 2016 page 5

Refer to the CCCWP's FY 2015-16 Annual Report, Section C.7 Public Information and Outreach, for details on how CCCWP maintains and publicizes the stormwater point of contact and provides stormwater pollution prevention education.

The local telephone numbers and web addresses are advertised on the City website, on all outreach materials and other printed publications (such as the Nutshell newsletters).

One section of the City's Nutshell newsletter is dedicated to environmental and sustainability message and information. NPDES Coordinator frequently writes articles on stormwater pollution prevention. For the Spring 2016 edition, she wrote about the City's efforts to meet the trash loads reduction and how citizens can report littering issues. http://www.walnut-creek.org/Home/ShowDocument?id=9262

Additionally, refer to Section C.7 of the CCCWP's FY 15-16 Annual Report for efforts conducted by the countywide program to publicize stormwater points of contact (i.e. CCCWP website, hotline, outreach materials, etc.).

C.7.d ►Public Outreach and Citizen Involvement Events

Describe general approach to event selection. Provide a list of outreach materials and giveaways distributed.
Use the following table for reporting and evaluating public outreach events

Event Details	**Description** (messages, audience)	Evaluation of Effectiveness
New commercial food scrap disposal program at City Hall (informational meeting on August 1, 2015). 	Working with Republic Services, the City of Walnut Creek introduced a new food scrap disposal service at its City Hall. Walnut Creek is the first agency in central county to provide this service for its employees and is part of the commercial food scrap program. This program includes separating food scraps at the large grey disposal waste stations, as well as collecting paper towels in the restrooms in the green compost bins (see picture on the right). Visual displays help to identify which materials are accepted at each bin. This material will be sent to East Bay Municipal Utility District, where it will be anaerobically digested to produce energy at EBMUD facility.	About 31 employees attended the meeting. When it was initially launched, we placed three (3) large grey disposal waste stations in City Hall. One year later the program was expanded to Civic Park Assembly Hall.
Co-sponsored "The 12th **Annual Bringing Back the Natives**" Garden Tours, held throughout Alameda and Contra Costa counties on May 1, 2016. www.bringingbackthenatives.net	• To share the cost of the CCCWP group sponsorship, the City individually contributed $1,000 to sponsor this garden tour. • The tour was held to showcase pesticide-free, water-conserving gardens that reduce solid waste, provide habitat for wildlife and contain at least 60% native plants.	• 36 gardens and nurseries were showcased on the Tour • 5,500 registrants took garden tours • 120 volunteers worked at gardens • $19,000 worth of natives sold through the Native Plant Sale Extravaganza events • 10,644 garden visits were made • 50 garden talks and demonstrations

Photos: Courtesy from Kathy Kramer (Bringing Back the Natives)
	• The Tour has expanded its offering to include Fall Native Plant Sale Extravaganza, series of Select Tours and Workshop.
	• Thirty-eight gardens and nurseries participated in this event.
	• Goals for the participants:
	  o How to select native plants
	  o How to reduce water use
	  o How to garden for wildlife
	  o How to reduce or eliminate pesticide use
	  o How to replace a lawn with a garden
	  o How to compost
		Information taken from evaluations
		99% rated the tour "Excellent" or "Very Good."
		
		Behavior Change
		84% of repeat registrants said they had changed their gardening practices because of their participation in the Bringing Back the Natives Garden Tour.
		
		Motivation and Behavior Change for first-time registrants
		The tour was highly motivating to first time registrants, who reported that they planned to:
		56% incorporate native plants into garden
		54% group plants of similar water needs
		46% encourage birds, butterflies with plant choices, food, shelter and water
		44% incorporate drought-resistant plants into their gardens
		36% install efficient irrigation system
		33% amend their soils
		30% reduce the size of lawn
		20% reduce or eliminate pesticide use
		17% compost yard waste and food scraps
		13% grasscycle
		13% minimize hardscapes
		
		Refer to **Attachment C.7.e.1** for a copy of the 2016 Bringing Back the Natives Garden Tour final report.

"Our Water, Our World" less-toxic pesticides campaign	• In addition to share the cost of the CCCWP group sponsorship, the City individually funded two ACE Hardware stores to carry out this campaign.	• Each store has a fact sheet rack set up in the pesticide aisle. There are 15 different fact sheets on pest management techniques and water quality issues.

<table>
<tr>
<td>

Fact sheet rack at Ygnacio Valley ACE Hardware store</td>
<td>

This program assisted homeowners in managing home and garden pests in an environmentally-friendly manner. Through a regional partnership, we conducted public outreach events in hardware stores throughout Contra Costa County.
Two ACE Hardware stores in Walnut Creek were set-up to display OWOW informational racks.

Refer to Attachment C.7.e.2 for the final report of OWOW campaign in Walnut Creek.
</td>
<td>

We provided store mentoring visits throughout the year. We held brief meetings with store staff about new products and pests, research and how to work with customers in aisle.

Fact sheet rack at Mt. Diablo ACE Hardware store
</td>
</tr>
<tr>
<td>Community Calendar on the Contra Costa Clean Water Program website.
www.cccleanwater.org</td>
<td colspan="2">Refer to Section C.7 of the CCCWP's FY 2015-16 Annual Report for detailed information.</td>
</tr>
<tr>
<td>Less-toxic pesticides information on MyGreenGarden.org website</td>
<td colspan="2">Refer to Section C.7 of the CCCWP's FY 2015-16 Annual Report for detailed information. This website was live between July 1, 2015 – December 31, 2015.</td>
</tr>
</table>

Volunteers at the **Creek Walk, Oak Demonstration garden and the new Pollinator garden** (Civic Park East). Working at the Pollinator garden	• The City created three (3) outdoor education areas at Civic Park East to teach about IPM, pollination and creek habitat. • New wildflowers and native plants were purchased with a grant from Fish & Wildlife and City program funds. • Weekly volunteers (including members of the Church of Latter Day Saints and students of Springstone School) weeded, pruned and propagated new plants year-around. • These volunteers added mulch to the garden beds and cleared invasive grasses from the eastern side of the site near the Iron Horse trail. • Students created plant cards for the Watershed Watchers youth education to teach students about native plants in the area.	Volunteers continued to be the heart of this outdoor education program. Since its inception, they have logged 2,640 hours. Volunteers meet weekly on Wednesday (from 9AM – 1PM) and for special projects as needed.
Sponsored "**Getting to Know Our Local Creeks, Ponds and Waterways**" workshop series on April 9, 16, 23 and May 7, 15 and 21.	• The goal of the workshop series is to educate our residents on topics important to our watershed and the health of our community and environment. • Presentation #1: Introducing our waterways and where water goes after it rains. • Presentation #2: Water and wildlife • Presentation #3: Vegetable gardening in a changing climate • Presentation #4: Managing the good, the bad and the ugly bugs. • Presentation #5: Discover Walnut Creek's waterways • Presentation #6: Healthy soil for your home garden.	There were ninety-two registered participants of the workshops. A majority of the participants responded to a post survey indicating their plan to apply the knowledge in the immediate or future term. Topics were well received and believed to be pertinent by attendees. All participants noted an increase of awareness of stormwater pollutions. See **Attachment C.7.e.3** for the final report of "Getting to Know Our Local Creeks, Ponds and Waterways" workshop series.

C.7.e. ►Watershed Stewardship Collaborative Efforts

Summarize watershed stewardship collaborative efforts and/or refer to a regional report that provides details. Describe the level of effort and support given (e.g., funding only, active participation etc.). State efforts undertaken and the results of these efforts. If this activity is done regionally refer to a regional report.

Evaluate effectiveness by describing the following:

- Efforts undertaken
- Major accomplishments

Summary:

- Through CCCWP (www.cccleanwater.org) website, we provided information on watershed stewardship events happening in the City of Walnut Creek (such as the 2015 Community Service Day and the Annual Creek Cleanup in May 2016).
- At the regional level, the City of Walnut Creek supported and participated in the **Contra Costa Watershed Forum**.
- The City is an active member of the **Walnut Creek Watershed Council (WCWC)**, a forum that brought together all stakeholders within the largest watershed on the County to assess watershed needs and identify related projects, to reach consensus on management and planning efforts as well as to raise public awareness. Mayor Bob Simmons was the chair of the Council. The City provided to the WCWC a list of proposed projects that can benefit the overall watershed's conditions.
- The City of Walnut Creek was a partner of the **Contra Costa Green Business Program** and a member of its Steering Committee. In this permit year, sixty-three businesses in Walnut Creek were Green Business certified. The number of certified businesses decreased slightly due to more stringent standards to re-certify, which at times can be costly if it involves structural improvements to the business facility. Three City's facilities were certified as green businesses (City Hall, Fleet Maintenance, and Lesher Center for the Arts buildings).

- The 27th Annual Creek Cleanup, which was held in May 2016 had the biggest turnout ever! We counted 360 waiver forms by volunteers, some of which included multiple family members. In all, about 10 cubic yards of trash were removed from various spots along downtown creeks. A majority of the trash included cans and bottles with larger objects (such as tires, shopping carts, bike frames and more). About 5 cubic yards of vegetation were removed. As evidenced by the amount of trash removed during this event, our downtown creeks are showing a positive trend of being cleaner.

C.7.f. ►School-Age Children Outreach

Summarize school-age children outreach programs implemented. A detailed report may be included as an attachment.
Use the following table for reporting school-age children outreach efforts.

Program Details	Focus & Short Description	Number of Students/Teachers reached	Evaluation of Effectiveness
Provide the following information: Name, Grade or level (elementary/ middle/ high)	Brief description, messages, methods of outreach used	Provide number or participants	Provide agency staff feedback. Report any other evaluation methods used (quiz, teacher feedback etc.). Attach evaluation summary if applicable.
Watershed Watchers outdoor educational program at Creek Walk in Spring 2016 	Through active participation in the classroom presentation and a field trip to our local creek, the student will: • Develop skills in scientific reasoning, math and language arts by studying local watershed. • Identify human impacts on quality and quantity of available water. • Feel empowered to conserve and protect freshwater sources.	117 students from 5 elementary schools participated in the Watershed Watchers program.	Refer to **Attachment C.7.h** for a copy of the Watershed Watchers Final Report. Students learned about textures and characteristics of leaves
Co-sponsored **Mr. Funnelhead**, a school education program that focused on recycling of used motor oil and filters.	In FY 15-16 the City contributed its share of $76,000 Used Oil Block grant toward this program, which brings awareness of used motor oil and oil filter recycling through school education and certification of used oil collection centers. There are 12 certified used motor oil recycling centers in Walnut Creek.	Between the months of October and May, the Mr. Funnelhead Show travels to schools throughout Contra Costa County.	Refer to the C.7 Section of the CCCWP's FY 15-16 Annual Report for a description of School-age Children outreach efforts conducted at the countywide level.

Section 9 – Provision C.9 Pesticides Toxicity Controls

C.9.a. ►Implement IPM Policy or Ordinance

Is your municipality implementing its IPM Policy/Ordinance and Standard Operating Procedures?	X	**Yes**		**No**

If no, explain:
Not applicable.

Description:

The City of Walnut Creek did not apply chemicals containing organophosphates, pyrethroids, carbamates or fipronil in this permit year. We adhered to IPM decision-making steps for managing pests on City-owned and maintained properties and facilities. Our Parks Maintenance supervisors made thoughtful decisions to use other alternatives to pesticides as the preferred method of choice. Consequently, the use of outdoor pesticides (not listed in the table below) continued to decrease. Our Parks Maintenance Division prepared a fact sheet on grazing operations in Walnut Creek Open Space sites on November 2015 as a way to inform our residents of the City's initiative to reduce pesticide usage. Our grazing operation plays a major role in resource protection to control invasive species and the weed abatement program to reduce the risk of grassland fires. See **Attachment C.9.a** for a copy of Grazing Operations fact sheet.

Ongoing staff training is critical to raise awareness of the City's IPM policy and understand the conditions that contribute to the development of pest populations and how to manage. Our contract pest applicators (for structures and median landscapes) are required to adhere to the City's IPM policy and contract specifications.

Trends in Quantities and Types of Pesticides Used[77]

Pesticide Category and Specific Pesticide Used	**Amount**[78]					
	FY 15-16	**FY 16-17**	**FY 17-18**	**FY 18-19**	**FY 19-20**	**FY 20-21**
Organophosphates	None					
Pyrethroids	None					
Carbamates	None					
Fipronil	None					
Indoxacarb	Reporting not required in FY 15-16					

[77] Includes all municipal structural and landscape pesticide usage by employees and contractors.
[78] Weight or volume of the product or preferably its active ingredient, using same units for the product each year. Please specify units used. The active ingredients in any pesticide are listed on the label. The list of active ingredients that need to be reported in the pyrethroids class includes: metofluthrin, bifenthrin, cyfluthrin, beta-cyfluthrin, cypermethrin, deltamethrin, esfenvalerate, lambdacyhalothrin, and permethrin.

Diuron	Reporting not required in FY 15-16					
Diamides	Reporting not required in FY 15-16					

IPM Tactics and Strategies used:

Turf conversion at Tice Valley Park and Rudgear Park

Tice Valley Park

Rudgear Park Baseball

Rudgear Park Soccer

In the last week of March, our Parks Division completed turf conversion projects at Tice Valley Park and Rudgear Park to improve the surface conditions of the sport fields and significantly reducing irrigation requirements. West Coast Turf was contracted to remove and replace the existing cool-season (fescue) turf with warm-season species (Bermuda grass) that will thrive during hot summer months. Some benefits of the transformation include reduction in irrigation water consumption by up to 40% and reduction in pesticide and fertilizer usage due to Bermuda grass' improved tolerance to pests.

The new turf retains its color and growth despite severe water restrictions.

Weeds are 'crowded out' by the aggressive turf growth, reducing the need for herbicides.

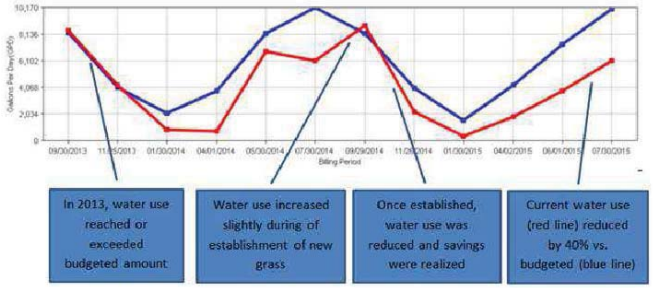

In 2013, water use reached or exceeded budgeted amount

Water use increased slightly during of establishment of new grass

Once established, water use was reduced and savings were realized

Current water use (red line) reduced by 40% vs. budgeted (blue line)

Result of Turf Special Study

The City conducted a turf study starting the prior year by comparing cool season turf with hybrid Bermuda grass. This experiment has proven that, in spite of the severe water restrictions, the City can still provide a smooth and consistent playing surface that will stand up to the busy late summer soccer use schedule. In addition, the turf growth is robust enough that weeds are being outcompeted and the need for herbicide applications has been reduced. The new surface has also given this site an improved resistance to root feeding insects and will not require corrective treatment. The water savings is currently at 40-percent and has the potential to increase as the field matures and maintenance practices are fine-tuned.

The City partnered with UC Extension for alternatives to insecticide special study.

City's Park Maintenance staff and the UC Extension office continued their collaboration with Dr. Andrew Sutherland (a PhD in Entomology) who gave a presentation on insect controls and integrated pest management (IPM) strategies for the City of Walnut Creek. The UC Extension has been working with the Cities of Walnut Creek and San Jose for several months to study new control methods that have the potential to reduce risks to pollinators and applicators. Dr. Sutherland met with staff to review the study, demonstrate sampling techniques and to share ideas that will help the staff to maintain turf and landscape using the latest IPM techniques.

[Beetles caught in light traps used at night at Rudgear Park were brought in so Park staff could better identify the types of pests present and most effective timing for treatment]

A researcher from the UC extension office pulls back turf from Rudgear Park to look for white grub activity as part of the pest monitoring process.

Research on controlling white grubs in turf grass.

Our Parks Maintenance Division partnered with researchers from the University of California (UC) Extension Office to conduct a study on a biological control method for white grubs in turf grass. Rudgear Park was selected as one of the sites in this multi-city research project. Each year, infestations of white grubs feed on turf grass roots causing severe damage. This damage can be compounded by skunks and raccoons turning over large areas of sports fields and passive areas looking for mature grubs. This often leads to safety concerns and costly repairs. This partnership is a by-product of the City's Integrated Pest Management (IPM) strategies in which pest monitoring and least-toxic control methods are emphasized to combat pests.

The goal of the research is to compare our current least-toxic control strategies to biological control methods. A product containing a naturally-occurring soil dwelling bacteria, called Bacillus thuringiensis (or sometimes referred to as Bt) will be evaluated in this trial. A light trap was used at night to monitor the population of flying adult moths to determine the optimal timing for treatments. There were more than 40 randomized test plots to monitor grub activity throughout the summer. Parks staff is coordinating with staff from the UC Extension and the City's Arts and Rec Department to make a seamless experience for the Park's user groups during the experiment period. We will be reporting back the results and lessons learned from this research project in the following year's annual report.

C.9.b ►Train Municipal Employees

Enter the number of employees that applied or used pesticides (including herbicides) within the scope of their duties this reporting year.	34
Enter the number of these employees who received training on your IPM policy and IPM standard operating procedures within this reporting year.	34
Enter the percentage of municipal employees who apply pesticides who have received training in the IPM policy and IPM standard operating procedures within this reporting year.	100%

Type of Training:

- Refer to Section C.9 of the CCCWP's FY 2015-16 Annual Report for details of the April 6th Bay Friendly Training workshop for municipalities.
- Twenty (20) Parks Maintenance staff attended Pesticides Calibration training on September 25, 2015.
- Thirty-four (34) Parks Maintenance staff attended the Annual Pesticide Safety and Integrated Pest Management (IPM) Training held at the Corporation Yard on January 27, 2016.
- Additionally, our supervisors held discussions on pest problems encountered, pesticide application effectiveness and product evaluation. Staff continued to evaluate the chemicals in our inventory and will be prepared to switch when a less-toxic alternative becomes available.

C.9.c ►Require Contractors to Implement IPM

Did your municipality contract with any pesticide service provider in the reporting year?	X	**Yes**		**No**

If yes, briefly describe how contractor compliance with IPM Policy/Ordinance and SOPs was monitored

A copy of the City's contract specifications for the implementation of the City's IPM Policy and contractors' IPM certifications are available upon request at our Corporation Yard office. Before a contractor could begin applying pesticides, our IPM coordinator was to be consulted for approval of the scope of work and products to use. We assigned a staff from either the Parks Maintenance Division (for the median landscape herbicide application) or the Building Maintenance Division (for structural pesticide controls) to monitor the contractor's work progress. As applicable, the contractor would report to the City an explanation for any increases in pesticide usage.

C.9.d ►Interface with County Agricultural Commissioners

Did your municipality communicate with the County Agricultural Commissioner to: (a) get input and assistance on urban pest management practices and use of pesticides or (b) inform them of water quality issues related to pesticides,		Yes	X	No

If yes, summarize the communication. If no, explain. Refer to the CCCWP's FY 15-16 Annual Report, Section C.9 Pesticide Toxicity Controls for a summary of the CCCWP's communication with Contra Costa County Agricultural Commissioner.				
Did your municipality report any observed or citizen-reported violations of pesticide regulations (e.g., illegal handling and applications of pesticides) associated with stormwater management, particularly the California Department of Pesticide Regulation (DPR) surface water protection regulations for outdoor, nonagricultural use of pyrethroid pesticides by any person performing pest control for hire.		**Yes**	X	**No**
If yes, provide a summary of improper pesticide usage reported to the County Agricultural Commissioner and follow-up actions taken to correct any violations. A separate report can be attached as your summary. No violation was observed during this permit year.				

C.9.e.ii (1) ►Public Outreach: Point of Purchase

Provide a summary of public outreach at point of purchase, and any measurable awareness and behavior changes resulting from outreach (here or in a separate report); **OR** reference a report of a regional effort for public outreach in which your agency participates.

Summary:

- See the C.9 Pesticides Toxicity Control section of the CCCWP's FY 15-16 Annual Report for information on point of purchase public outreach conducted countywide and regionally.
- The City of Walnut Creek funded the "Our Water – Our World (OWOW)" store partnership program in two local ACE Hardware stores in this permit year. Both stores were labeled using the newly-designed self-talkers. In addition to pesticides and fertilizers, other sustainable products were labeled appropriately (including weed block, mouse/rat traps, mulch, etc.). A contract consultant trained store employees during store mentoring visits. Please refer to Section C.7 of this Report on detailed information about this program, or refer to **Attachment C.7.e.2** for the final report of OWOW campaign in Walnut Creek stores.

C.9.e.ii (2) ►Public Outreach: Pest Control Contracting Outreach

Provide a summary of outreach to residents who use or contract for structural pest control and landscape professionals); **AND/OR** reference a report of a regional effort for outreach to residents who hire pest control and landscape professionals in which your agency participates.

Summary:

See the C.9 Pesticides Toxicity Control section of the CCCWPs FY 15-16 Annual Report for information on pest control contracting outreach conducted countywide and regionally.

C.9.e.ii.(3) ►Public Outreach: Pest Control Operators

Provide a summary of public outreach to pest control operators and landscapers and reduced pesticide use (here or in a separate report); **AND/OR** reference a report of a regional effort for outreach to pest control operators and landscapers in which your agency participates.

Summary:

See the C.9 Pesticides Toxicity Control section of the CCCWP's FY 15-16 Annual Report for a summary of public outreach to pest control operators and landscapers.

C.9.f ►Track and Participate in Relevant Regulatory Processes

Summarize participation efforts, information submitted, and how regulatory actions were affected; **AND/OR** reference a regional report that summarizes regional participation efforts, information submitted, and how regulatory actions were affected.

Summary:

During FY 15-16, the City of Walnut Creek participated in regulatory processes related to pesticides through contributions to the CCCWP, BASMAA and CASQA. For additional information, see the Regional Report submitted by BASMAA on behalf of all MRP Permittees.

Section 10 - Provision C.10 Trash Load Reduction

C.10.a.i ► Trash Load Reduction Summary

For Population-based Permittees, provide an estimate of the overall trash reduction percentage achieved to-date within the jurisdictional area of your municipality that generates problematic trash levels (i.e., Very High, High or Moderate trash generation). Base the estimate on the information presented in C.10.b i-iv and C.10.e.i-ii. Provide a discussion of the trash estimate below, including whether the applicable trash reduction performance guideline or deadline was attained. If not attained, include a discussion of next steps (e.g., development of a detailed plan or report of non-compliance).

Trash Load Reductions	
Percent Trash Reduction in All Trash Management Areas (TMAs) due to **Trash Full Capture Systems** (as reported C.10.b.i)	21.8%
Percent Trash Reduction in all TMAs due to **Control Measures Other than Trash Full Capture Systems** (as reported in C.10.b.ii)	63.9%
Percent Trash Reduction due to **Jurisdictional-wide Source Control Actions** (as reported in C.10.b.iv)	8.0%
Sub-Total for Above Actions	**93.7%**
Trash Offsets (Optional)	
Offset Associated with Additional Creek and Shoreline Cleanups (as reported in C.10.e.i)	0.0%
Offset Associated with Direct Trash Discharges (as reported in C.10.e.ii)	0.0%
Total Estimated % Trash Load Reduction in FY 15-16	**93.7%**

C.10.a.i ► Trash Load Reduction Summary

For Population-based Permittees, provide an estimate of the overall trash reduction percentage achieved to-date within the jurisdictional area of your municipality that generates problematic trash levels (i.e., Very High, High or Moderate trash generation). Base the estimate on the information presented in C.10.b i-iv and C.10.e.i-ii. Provide a discussion of the trash estimate below, including whether the applicable trash reduction performance guideline or deadline was attained. If not attained, include a discussion of next steps (e.g., development of a detailed plan or report of non-compliance).

Discussion of Trash Load Reduction Estimate:

Starting in this reporting period, the City of Walnut Creek along with co-permittees of the Contra Costa Clean Water Program/CCCWP began to use a countywide-developed *ArcGIS Online (AGOL) and Collector* mobile applications to track, document and report compliance efforts as required by this provision. The City's use of similar AGOL and mobile applications since FY 2013-14 has stimulated the development of a shared countywide-base system. We made a few minor corrections to our baseline map. The only update made to the City's Trash Management Areas (TMAs) map was to reclassify public schools as non-jurisdictional land uses (TMA 3). Refer to **Attachment C.10** for the map of Walnut Creek full trash capture and trash management areas.

The City of Walnut Creek estimated that it has achieved an overall trash reduction of **93.7%** from all control measures taken in FY 2015-16, which was an increase from the prior fiscal year reduction of 86.7%. Close to sixty-four (63.9) percent trash reduction was achieved due to on-land visual trash assessments conducted throughout the City. We conducted two assessments within high- and medium-trash generation areas using mobile devices (iPads and iPhone). In addition to assigning a condition rating for an observed site, staff noted type of trash observed, possible source and took photographs.

The two jurisdictional-wide actions (single-use plastic bag and polystyrene food service ware ordinances) gave the City a trash reduction value of 8%, which was a reduced credit allowed under the MRP 2.0. The City conducted post-ordinance surveys in November 2015 and May 2016 to determine the effective compliance rate of covered facilities. The percentage trash reduction due to the installation of full capture devices and low impact developments increased by 45%, from 15% in the prior year to 21.8% in FY 2015-16. One significant contributing factor is the robust redevelopment occurring throughout the City adding three constructed low impact developments and eight under construction.

C.10.a.i ► Trash Load Reduction Summary

For Population-based Permittees, provide an estimate of the overall trash reduction percentage achieved to-date within the jurisdictional area of your municipality that generates problematic trash levels (i.e., Very High, High or Moderate trash generation). Base the estimate on the information presented in C.10.b i-iv and C.10.e.i-ii. Provide a discussion of the trash estimate below, including whether the applicable trash reduction performance guideline or deadline was attained. If not attained, include a discussion of next steps (e.g., development of a detailed plan or report of non-compliance).

C.10.a.iii ► Mandatory Trash Full Capture Systems

Provide the following:

1) Total number and types of full capture systems (publicly and privately-owned) installed prior to FY 15-16, during FY 15-16, and to-date, including inlet-based and large flow-through or end-of-pipe systems, and qualifying low impact development (LID) required by permit provision C.3.
2) Total land area (acres) treated by full capture systems for population-based Permittees and total number of systems for non-population based Permittees compared to the total required by the permit.

Type of System	# of Systems	Areas Treated (Acres)
Installed Prior to FY 15-16		
Connector Pipe Screens/Filters	145	715
HDS Units	4	0
LID facilities	21	86
Installed in FY 15-16		
Connector Pipe Screens/Filters	0	0
HDS Units	0	0
LID facilities	9	26
Total for all Systems Installed To-date	**179**	**827**
Treatment Acreage Required by Permit (Population-based Permittees)		**99**
Total # of Systems Required by Permit (Non-population-based Permittees)		N/A

C.10.a.i ► Trash Load Reduction Summary

For Population-based Permittees, provide an estimate of the overall trash reduction percentage achieved to-date within the jurisdictional area of your municipality that generates problematic trash levels (i.e., Very High, High or Moderate trash generation). Base the estimate on the information presented in C.10.b i-iv and C.10.e.i-ii. Provide a discussion of the trash estimate below, including whether the applicable trash reduction performance guideline or deadline was attained. If not attained, include a discussion of next steps (e.g., development of a detailed plan or report of non-compliance).

C.10.b.i ► Trash Reduction - Full Capture Systems

Provide the following:

1) Jurisdictional-wide trash reduction in FY 15-16 attributable to trash full capture systems implemented in each TMA;
2) The total number of full capture systems installed to-date in your jurisdiction;
3) Since the effective date of MRP 2.0 (January 1, 2016), the percentage of systems that exhibited significant plugged/blinded screens or were >50% full when inspected or maintained;
4) A narrative summary of any maintenance issues and the corrective actions taken to avoid future full capture system performance issues; and
5) A certification that each full capture system is operated and maintained to meet the full capture system requirements in the permit.

TMA	Jurisdiction-wide Reduction (%)	Total # of Full Capture Systems	% of Systems Exhibiting Plugged/Blinded Screens or >50% full	Summary of Maintenance Issues and Corrective Actions
1	14.8%	179	38%	Fifty-five (55) of the 145 installed small trash full capture devices were found to be more than 50% full of organic matters when inspected. These devices were located in neighborhoods with dense street trees. Eleven sites required maintenance due to apparent clogging of insert materials (screens) which may impact hydraulic functions of the devices.
2	4.8%			
3	0.2%			
4	0.5%			
5	1.5%			
Total	**21.8%**			

Certification Statement:

The City of Walnut Creek certifies that a full capture system maintenance and operation program is currently being implemented to maintain all applicable systems in manner that meets the full capture system requirements included in the Permit."

C.10.b.ii ► Trash Reduction – Other Trash Management Actions (PART A)

Provide a summary of trash control actions other than full capture systems or jurisdictional source controls that were implemented within each TMA, including the types of actions, levels and areal extent of implementation, and whether actions are new, including initiation date.

TMA	Summary of Trash Control Actions Other than Full Capture Systems
All TMAs	**Street Sweeping program**. The City's two regenerative air sweepers clean its streets twice daily on Mondays, Wednesdays and Fridays in downtown areas. The first street sweeping was done around 4:00 AM. Later in the morning, downtown crews with backpack blowers coordinated sidewalk and parking lot cleaning with the second sweeper. Arterial roads were swept three times per week and residential areas once a month. Once a quarter, sidewalks along Main Street and Locust Street are mechanically swept and washed by a BASMAA-certified contract surface cleaner. Appropriate best management practices are implemented before the washing activities take place. The City has begun to sweep Commercial Lane, an alley behind commercial sector, three times a week. A total of 2,460 cubic yards of debris (including trash, litter, organics and sediment) were removed. This was separate from the Fall-season leaf removal operations, which the City implemented on bi-weekly basis for certain neighborhoods with dense street trees.
All TMAs	**Storm Drain Inlet Maintenance**. Our maintenance crew removed about 573 cubic yards of debris during our routine, enhanced storm drain inlet maintenance and cleaning activities. The use of the *Collector* mobile application helped to prioritize and schedule maintenance of these inlets. Inlets with full trash capture devices were inspected first. Additionally, our crew removed 466.5 cubic yards of debris from trash racks and 16 cubic yards from open roadside ditches.
All TMAs	**Anti-Scavenging enforcement program**. The Central Contra Costa Solid Waste Authority/CCCSWA, of which the City is an active member, amended Ordinance 97-01 which made scavenging (unauthorized removal of trash, recyclable materials and green waste) illegal and subject to an administrative fine or penalty (see **Attachment C.10.b.ii** for a copy of the flyer and ordinance). In commercial areas within our City, scavenging creates ongoing litter issues in addition to directly impacting the Authority recycling revenues and diversion goals. One part-time code enforcement staff was responsible in enforcing this anti-scavenging policy. Since the adoption of this ordinance, our code enforcement staff had approached three businesses about scavenging issues.
1	**Downtown Beautification program**, which is funded by property owners within the Business Improvement District (BID), pays for additional trash pickups, sidewalk cleaning/washing, landscape maintenance and a part-time code enforcement staff. **On-land cleanup efforts**, distinct from our Trash Hot Spot cleanups, resulted in the removal of 13.5 cubic yards of trash, litter and debris by the City's downtown crew. City staff is evaluating the feasibility of creating cooperative trash enclosure areas to share by businesses in the older part of downtown where space for adequate trash bins is not available. We are in the process of verifying which trash bins need to be emptied more frequently in anticipation of replacing them with *Big Belly solar trash compactors* in Fall 2016.

1,2 and 4	**Visual on-land trash assessments** were conducted every three months at selected High- and every four months for Medium-trash generation areas using the *Collector* mobile application and ArcGIS Online to observe and determine the trash level (condition) of a specific site and to attach photos of observations. Assessments were done for the same locations to create historical data. In total, ten (10) visual assessment events took place in FY 2015-16. Map and data of the assessments can be viewed online in real-time. Historical assessment data was used to compare progress of trash reduction efforts over the years. In this reporting year, staff assessed 4.4 street miles in this permit year to verify if implemented efforts had resulted in trash load reduction. Refer to Table C.10.b.ii for detailed information on visual on-land trash assessments.
4	**Improved trash bins/container management**. Parks are checked daily for litter and parking lots are swept three times per week. The City's Parks Maintenance Division was in the process of replacing 50 existing bins with newly-designed trash and recycling bins in public parks. These containers, which are 8-ft high and will be buried 5-ft into the ground, can hold up to 4 cubic yards of materials. With only a 9-inch opening, they are designed to prevent small animals or children from getting inside and to eliminate illegal dumping of residential trash.
All TMAs	**Anti-Littering and Illegal Dumping Enforcement Activities.** In this permit year, the City launched the "SeeClickFix" mobile app that allows residents to report and view neighborhood concerns ranging from debris (litter issues), illegal dumping, graffiti, building code violations and unpermitted signs. Residents may photograph an issue or concern and report it through the application. The app will automatically identify the issue location and route the complaint to Code Enforcement for review and follow-up. If necessary, our Code Enforcement specialist will coordinate a joint inspection with the NPDES Coordinator to investigate the incident or referral.

C.10.b.ii ► Trash Reduction – Other Trash Management Actions (PART B)

Provide the following:

1) A summary of the on-land visual assessments in each TMA (or control measure area), including the street miles or acres available for assessment (i.e., those associated with VH, H, or M trash generation areas not treated by full capture systems), the street miles or acres assessed, the % of available street miles or acres assessed, and the average number of assessments conducted per site within the TMA; and
2) Percent jurisdictional-wide trash reduction in FY 15-16 attributable to trash management actions other than full capture systems implemented in each TMA.

TMA ID or (*as applicable*) Control Measure Area	Total Street Miles or Acres Available for Assessment	Summary of On-land Visual Assessments			Jurisdictional-wide Reduction (%)
		Street Miles or Acres Assessed	% of Applicable Street Miles or Acres Assessed	Avg # of Assessments Conducted at Each Site	
1	3.8	1.7	43.2	4	26.2
2	9.4	2.3	24.6	3	26.3
3 (Public Schools)	0.0	0.0	0.0	0	0.0
4	1.7	0.4	25.8	3	11.3
5 (Low Trash Generation Areas)	0.0	0.0	0.0	0	0.0
TOTAL		**4.4**	**29.5**	**10**	**63.9**

C.10.b.iv ► Trash Reduction – Source Controls

Provide a description of each jurisdictional-wide trash source control action implemented to-date. For each control action, identify the trash reduction evaluation method(s) used to demonstrate on-going reductions, summarize the results of the evaluation(s), and provide the associated reduction of trash within your jurisdictional area. Also include the total % reduction credit for all source controls up to the maximum 10% allowed by MRP 2.0.

Source Control Action	Summary Description & Dominant Trash Sources and Types Targeted	Evaluation/Enforcement Method(s)	Summary of Evaluation/Enforcement Results To-date	% Reduction	Total Reduction Credit (%)
Single-Use Plastic Bag Ordinance	Our City Council adopted this policy on March 2014 that prohibits all retailers and restaurants from distributing single-use carryout (plastic) bags at checkouts. The ordinance covers all type of retailers, thrift stores, and restaurants. The minimum charge of 10 cents per bag applies to all customers, including those receiving social service assistance (i.e. SNAP or CalFresh programs). Businesses may request a one-time exemption. The ordinance became enforceable on September 18, 2014 for retailers and December 18, 20145 for food vendors. For additional information, please visit http://www.walnut-creek.org/bringyourbag	We conducted two surveys (November 2015 and May 2016) to observe: 1) if the business complied with the plastic bag ban; 2) the percentage of customers carrying reusable bags; 3) how many bags carried by each customer; and 4) if any carried the purchase items without bags. Staff visited a total of ninety (90) facilities, ranging from large supermarkets, department stores, thrift stores, retailers and restaurants. Refer to **Attachment C.10.b.iv.a** for a summary of the Plastic Bag ban post-ordinance surveys done in FY 2015-16.	The average compliance rate for FY 2015-16 was 79 percent, which represented a slight increase in comparison to the previous year's average compliance rate of 67 percent. Walnut Creek's robust downtown development attracted many new businesses, which often were not familiar with our policies. Warning notices were issued to facilities not in compliance. Staff gave a one-time exemption to comply while the business operator used up existing bag inventory. Most violations observed were due to the business not charging its customers 10 cents per bag.	95% During the Annual Creek Cleanup in May 2016, volunteers did not find any plastic bags along segments of the downtown creek being cleaned.	**79%**

C.10.b.iv ► Trash Reduction – Source Controls

Provide a description of each jurisdictional-wide trash source control action implemented to-date. For each control action, identify the trash reduction evaluation method(s) used to demonstrate on-going reductions, summarize the results of the evaluation(s), and provide the associated reduction of trash within your jurisdictional area. Also include the total % reduction credit for all source controls up to the maximum 10% allowed by MRP 2.0.

Expanded Polystyrene Food Service Ware Ordinance	On May 2014, our City Council adopted an ordinance that prohibits all food vendors from distributing polystyrene-based food service ware. All City facilities, City-sponsored events, City-permitted events, City departments, agencies, franchises, contractors and vendors doing business with the City will be prohibited from distributing such materials in Walnut Creek. The ordinance was effective on June 20, 2014 and became enforceable on Dec. 18, 2014 for all food vendors. For additional information, please visit http://www.walnut-creek.org/department-services/public-works/clean-water-program/polystyrene-regulations	Staff visited 67 restaurants for a week in May 2016 to observe if they were in compliance with the polystyrene-ware ban. The observed restaurants included express service (i.e. fast food), limited service and full service types of restaurants. Refer to **Attachment C.10.b.iv.b** for a summary of the Polystyrene Ware ban post-ordinance surveys done in FY 2015-16.	Full service restaurants had the highest compliance rate of almost 93% while the express service ones had the lowest compliance of 81%. The majority of to-go containers were made of compostable materials (such as corn starch or fibers). One common feedback from surveyed restaurant owners was the additional cost associated with purchasing alternative materials to polystyrene-based food service ware.	85% During the Annual Creek Cleanup in May 2016, volunteers found about 85% less amount of polystyrene pieces (compared to prior year) along segments of the downtown creek being cleaned.	87%

C.10.c ► Trash Hot Spot Cleanups

Provide the FY 15-16 cleanup date and volume of trash removed during each MRP-required Trash Hot Spot cleanup during each fiscal year listed. Indicate whether the site was a new site in FY 15-16.

Trash Hot Spot	New Site in FY 15-16 (Y/N)	FY 15-16 Cleanup Date(s)	Volume of Trash Removed (cubic yards)				
			FY 2011-12	FY 2012-13	FY 2013-14	FY 2014-15	FY 2015-16
Walnut Creek site #WCR-02 Civic Park East Lat. 37.905586 Long. -122.057447	N	5/3/2016	1.41	0.72 cy	0.62 cy	0.31 cy	0.33 cy
Walnut Creek site #WCR-04 East Branch Grayson Creek Lat. 37.92897 Long. -122.069797	Y	5/3/2016	N/A	N/A	N/A	N/A	0.15 cy
Walnut Creek site #WCR-05 Pine Creek Lat. 37.928859 Long. -122.010246	Y	5/4/2016	N/A	N/A	N/A	N/A	0.26 cy

C.10.d ►Long-Term Trash Load Reduction Plan

Provide descriptions of significant revisions made to your Long-term Trash Load Reduction Plan submitted to the Water Board in February 2014. Describe significant changes made to primary or secondary trash management areas (TMA), trash generation maps, control measures, or time schedules identified in your plan. Indicate whether your trash generation map was revised and is attached to your Annual Report.

Description of Significant Revision	Associated TMA
The Regional Water Quality Control Board (Water Board) agreed with the Bay Area Stormwater Management Agencies Association (BASMAA) proposal to classify public schools (K-12, community colleges and public universities) as a non-jurisdictional land use. This exemption does not apply to private schools and school district corporation yards. This new re-classification removed parcels owned by and operated as public schools from the City's responsibilities to reduce their trash loads. TMA 3 (Schools) has now become non-jurisdictional land use areas as noted on the Full Capture and Trash Management Area map (see **Attachment C.10.d** for a copy of the map).	**3**

C.10.e. ► Trash Reduction Offsets (Optional)

Provide a summary description of each offset program implemented, the volume of trash removed, and the offset claimed in FY 15-16. Also, for additional creek and shoreline cleanups, describe the number and frequency of cleanups conducted, and the locations and cleanup dates. For direct discharge control programs approved by the Water Board Executive Officer, also describe the results of the assessments conducted in receiving waters to demonstrate the effectiveness of the control program. Include an Appendix that provides the calculations and data used to determine the trash reduction offset.

Offset Program	Summary Description of Actions and Assessment Results	Volume of Trash (CY) Removed/Controlled in FY 15-16	Offset (Jurisdiction-wide Reduction %)
Additional Creek and Shoreline Cleanups (Max 10% Offset)	Not applicable.	N/A	N/A
Direct Trash Discharge Controls (Max 15% Offset)	Not applicable.	N/A	N/A

Appendix XX. Baseline trash generation and areas addressed by full capture systems and other control measures in Fiscal Year 15-16.

TMA	2009 Baseline Trash Generation (Acres)					Trash Generation (Acres) in FY 15-16 After Accounting for Full Capture Systems					Jurisdiction-wide Reduction via Full Capture Systems (%)	Trash Generation (Acres) in FY 15-16 After Accounting for Full Capture Systems and Other Control Measures					Jurisdiction-wide Reduction via Other Control Measures (%)	Jurisdiction-wide Reduction via Full Capture AND Other Control Measures (%)
	L	M	H	VH	Total	L	M	H	VH	Total		L	M	H	VH	Total		
1	2	91	114	0	206	65	69	72	0	206	14.8	187	20	0	0	206	26.2	41.0
2	12	504	1	0	516	74	442	1	0	516	4.8	409	108	0	0	516	26.3	31.2
3	0	13	0	0	13	3	10	0	0	13	0.2	3	10	0	0	13	0.0	0.2
4	16	152	0	0	168	22	146	0	0	168	0.5	168	0	0	0	168	11.3	11.8
5	11,242	65	0	0	11,308	11,262	46	0	0	11,308	1.5	11,262	46	0	0	11,308	0.0	1.5
Totals	**11,272**	**824**	**115**	**0**	**12,211**	**11,426**	**713**	**73**	**0**	**12,211**	**21.8**	**12,028**	**183**	**0**	**0**	**12,211**	**63.9**	**85.7**

Section 11 - Provision C.11 Mercury Controls

C.11.a ► Implement Control Measures to Achieve Mercury Load Reductions
C.11.b ► Assess Mercury Load Reductions from Stormwater
C.11.c ► Plan and Implement Green Infrastructure to Reduce Mercury Loads
C.11.d ► Prepare Implementation Plan and Schedule to Achieve TMDL Allocations
C.11.e ► Implement a Risk Reduction Program

Summary:

- A summary of countywide and regional accomplishments for these sub-provisions are included within the C.11 Mercury Controls section of the CCCWP's FY 15-16 Annual Report and/or BASMAA regional pollutants of concern (POC) reports. This includes our lists of watersheds and management areas where control measures are currently being implemented or will be implemented during the term of the permit in accordance with Provision C.11.a.iii.(2).
- Municipal operations collection program. The City of Walnut Creek continues to implement fluorescent lights recycling program. Our Building Maintenance division is responsible for coordinating the recycling efforts of spent fluorescent lamps from various City buildings, facilities and parking garages. Staff from various department drop off spent lamps at designated area in the City Hall building and Corporation Yard, which are hauled by a contractor on quarterly basis.
- The City of Walnut Creek is a member of the Central Contra Costa Solid Waste Authority, which promotes the proper disposal/recycling of universal waste such as mercury-containing thermometer, household batteries, fluorescent lights and other devices at a collection facility located in Martinez. During community outreach events, City staff distributed "Reducing Mercury Pollution" flyers on recycling of residential batteries and fluorescent lights and advertised the location of the nearest household hazardous waste collection center.

Section 12 - Provision C.12 PCBs Controls

C.12.a ►Implement Control Measures to Achieve PCBs Load Reductions
C.12.b ►Assess PCBs Load Reductions from Stormwater
C.12.c ►Plan and Implement Green Infrastructure to Reduce PCBs Loads
C.12.d ►Prepare Implementation Plan and Schedule to Achieve TMDL Allocations
C.12.e ►Evaluate PCBs Presence in Caulks/Sealants Used in Storm Drain or Roadway Infrastructure in Public Rights-of-Way
C.12.f ►Manage PCB-Containing Materials and Wastes During Building Demolition Activities So That PCBs Do Not Enter Municipal Storm Drains
C.12.g.►Fate and Transport Study of PCBs: Urban Runoff Impact on San Francisco Bay Margins
C.12.h ►Implement a Risk Reduction Program

Summary:

- A summary of Permittee, CCCWP and BASMAA regional accomplishments for these sub-provisions are included within the C.12 PCB Controls section of the CCCWP's FY 15-16 Annual Report and/or BASMAA regional reports. This includes our lists of watersheds and management areas where control measures are currently being implemented or will be implemented during the term of the permit in accordance with Provision C.12.a.iii.(2).
- The City's Building Division developed a new condition of approval for a tenant improvement or commercial demolition permit application (PB-067). This provision applies to older buildings (which were constructed or remodeled between 1950 and 1980) with potential of mercury and/or PCB containing materials. All wood frame structures and single family residential structures are exempt. Building permits will not be issued until the self-certification form has been signed and returned to the City's Permit Center. Refer to **Attachment C.12** for the City's Condition of Approval.
- For the initial environmental assessment of the City's Larkey pool renovation project, we asked our consultant to sample for lead, asbestos and PCBs. The PCB concentration for a felt-like material under the rubberized expansion joints was measured at 1,800 ppm, which caused it to be categorized as a toxic waste. Additionally, PCBs tend to migrate into concrete, which is porous, potentially causing it to be categorized as a toxic waste. In order to limit the amount of toxic waste associated with the deck demolition, the concrete surrounding the expansion joints was further evaluated for the presence of PCBs.

FIGURE 1

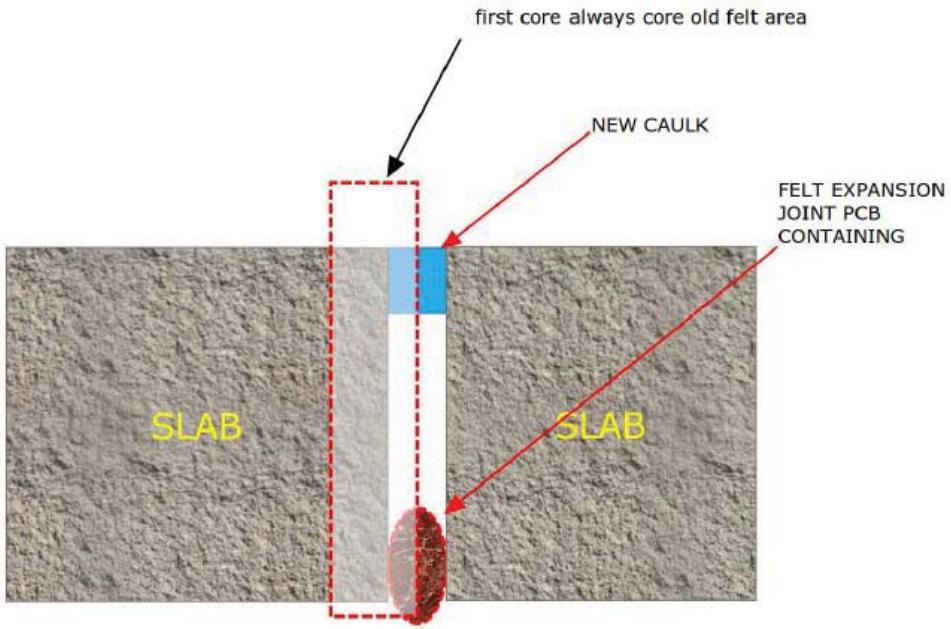

A PCBs survey was conducted by an industrial hygienist in October 2015 for the purposes of determining the presence of PCB containing materials penetrating concrete decking slab as the result of a formerly PCB-impregnated felt expansion joint. Concrete coring was completed on the main pool deck in various locations but did not indicate that PCB residue from the original felt expansion joints was infiltrating into the concrete decking. Therefore, the concrete decking was not considered a toxic waste (Toxic Substances Control Act/TSCA and 40 CFR 761.60). The remaining degraded PCB containing felt within the expansion joints, however, remain PCB-containing waste and were disposed of in accordance to the prescribed recommendation by our environmental hygienist.

Section 13 - Provision C.13 Copper Controls

C.13.a.iii ►Manage Waste Generated from Cleaning and Treating of Copper Architectural Features

(For FY 15-16 Annual Report only) Do you have adequate legal authority to prohibit the discharge of wastewater to storm drains generated from the installation, cleaning, treating, and washing of copper architectural features, including copper roofs?	X	**Yes**		**No**

(For FY 15-16 Annual Report only) Provide a summary of how copper architectural features are addressed through the issuance of building permits.

Summary:

The City of Walnut Creek discourages the use of architectural copper features (i.e. copper metal roofing and copper gutters) for use on commercial or residential building for which a building permit is required. The City's stormwater ordinance, which is intended to minimize nonpoint source pollution caused by runoff from development, is sufficient to provide staff with the authority to encourage project applicant to use alternative materials to copper architectural features. The high cost of materials and the more stringent requirement to treat stormwater runoff are usually enough to deter the use of copper architectural features.

If architectural copper is proposed, City planning staff routes the application to the NPDES Coordinator who then inform the project applicant of potential impacts to water quality from copper discharges and the required best management practices to treat copper runoff. A fact sheet on guidelines for installation, cleaning, treating and washing architectural copper is available in the Permit Center (see **Attachment C.13.a.iii**).

(FY 15-16 Annual Report and each Annual Report thereafter) Provide summaries of permitting and enforcement activities to manage waste generated from cleaning and treating of copper architectural features, including copper roofs, during construction and post-construction.

Summary:

To-date there was no residential or commercial project approved within the City of Walnut Creek with copper architectural features. Applicants are informed of these requirements early in the permitting process. The program has been effective.

C.13.b.iii ►Manage Discharges from Pools, Spas, and Fountains that Contain Copper-Based Chemicals

(For FY 15-16 Annual Report only) Do you have adequate legal authority to prohibit the discharge to storm drains of water containing copper-based chemicals from pools, spas, and fountains?	X	**Yes**		**No**

(For FY 15-16 Annual Report only) Provide a summary of how copper-containing discharges from pools, spas, and fountains are addressed to accomplish the prohibition of the discharge.

Summary:

- Information about how to properly drain discharges from swimming pools and spas is provided to applicant as part of the pool permit processing (for new pool installation and repairs). "Draining Pools & Spas" brochure, developed by the Contra Costa Clean Water Program, is available electronically on the Permit Center webpage and as hardcopies in the Permit center.
- During the annual Stormwater workshop, our maintenance staff and inspectors are trained to be familiar with the City's Enforcement Response Plan (ERP) and be aware of pool, spa and fountain discharges while in the field. Each staff received a copy of the "Draining Pools & Spas" brochure and Reference Card. If they observe a discharge occurring, they are trained to ask the responsible party to stop and inform them about the appropriate best management practices.
- When we receive an inquiry about a planned discharge of swimming pools for maintenance, we always inform not to drain into a street, gutter or storm drain. Instead, we will recommend discharging water to a sanitary sewer cleanout or onto a landscape (dirt) area.

(FY 15-16 Annual Report and each Annual Report thereafter) Provide summaries of any enforcement activities related to copper-containing discharges from pools, spas, and fountains.

Summary:

- In this permit year, we did not encounter any incident of pool, spa and fountain discharges to street and/or storm drains as the lengthy drought period may have forced homeowners or contractors to reuse the discharged water to irrigate landscape areas.
- When we encountered an illicit discharge of copper-containing water to the street in the past, we engaged the responsible party to stop discharging and to follow the best management practices as prescribed in the brochure. In most cases, we achieved cooperation by the responsible party. In the cases when the responsible party refused to comply, we would follow the City's Enforcement Response Plan (ERP) by issuing a Notice of Violation or Stop Work Order.

C.13.c.iii ►Industrial Sources Copper Reduction Results

Based upon inspection activities conducted under Provision C.4, highlight copper reduction results achieved among the facilities identified as potential users or sources of copper, facilities inspected, and BMPs addressed.

Summary:

Inspectors of Central Contra Costa Sanitary District inspect commercial and industrial facilities annually with additional attention paid to outdoor storage and other potential exposure of copper to storm water. All District inspectors and City's stormwater staff attended "Identifying Sources of Copper and Mercury" training, which was organized by CCCSD and learned about pollutants of concerns, where they can be found, and the potential pathways into our waterways.

Section 15 -Provision C.15 Exempted and Conditionally Exempted Discharges

C.15.b.vi.(2) ► Irrigation Water, Landscape Irrigation, and Lawn or Garden Watering

Provide implementation summaries of the required BMPs to promote measures that minimize runoff and pollutant loading from excess irrigation. Generally the categories are:

- Promote conservation programs
- Promote outreach for less toxic pest control and landscape management
- Promote use of drought tolerant and native vegetation
- Promote outreach messages to encourage appropriate watering/irrigation practices
- Implement Illicit Discharge Enforcement Response Plan for ongoing, large volume landscape irrigation runoff.

Summary:

- The City of Walnut Creek amended its existing water efficient regulations to be consistent with the State's new Model Water Efficient Landscape Ordinance (MWELO) in response to an executive order issued by the Governor. Consistent with the new MWELO, the City's regulations will apply to all projects comprising 500 or more square feet of new irrigated landscape area, or the replacement of more than 2,500 square feet of irrigated landscape area. Project applicants will be asked to show the location of any applicable rain harvesting, gray water, or recycled water irrigation systems used in the project. City Planning staff will submit an annual report to the Department of Water Resources (DWR) identifying permit statistics on the projects subject to City regulations, description of enforcement and, if any, barriers to enforcement. More information can be found in this webpage.
- Engineering staff referred project applicants to the Stormwater C.3 Guidebook adopted by City ordinance, which promotes landscaping designed to: 1) minimize irrigation and runoff; 2) promote infiltration of runoff where appropriate; and, 3) minimize use of fertilizers and pesticides using pest-resistant plants that are suited to site conditions (e.g., soil and climate).
- The City of Walnut Creek is a member of the Contra Costa Green Business program, which recognizes facilities that practice pollution prevention and resource conservation measures. There are forty-one certified green businesses within the City jurisdiction in this permit year; three of which are City-owned facilities (the City Hall, Fleet Maintenance facility and Lesher Center for the Arts).
- In addition to supporting regional educational efforts (see Section C.10 of this Annual Report), the City of Walnut Creek funded to bring Our Water Our World (OWO) educational program to two local ACE Hardware stores. The City partners with these retailers to make less toxic products more available to consumers. These stores agree to train their employees about pesticide alternatives and provide Fact Sheets on how to choose non-toxic products.
- Refer to C.3 New Development and Redevelopment, C.7 Public Information and Outreach and C.9 Pesticide Toxicity Control section of the City of Walnut Creek's FY 2015-16 Annual Report for additional information.

City of Walnut Creek
FY 2015-2016 Annual Report

List of Attachments

C.3.j.i.v.(d)(1)	Stormwater C.3 Update Fact Sheet
C.3.j.i.v.(d)(2)	Green Infrastructure Council Report
C.4.	Enforcement Response Plan (2016 revision)
C.4.b.i	Business Inspection Plan (2016 revision)
C.4.b.iii.(1)	Potential Facilities Inventory in Walnut Creek (2016 revision)
C.4.b.iii.(2)	Planned Facilities to Inspect in FY 16-17 in Walnut Creek
C.4.c.ii.(1)	Facility Inspection and Enforcement Summary for FY 15-16 (by CCCSD Inspectors)
C.6.e.i	Erosion Control Plan Reminder Letter
C.6.e.iii.(4)	Construction Inspection and Enforcement Summary
C.7.e.1	2016 Bringing Back the Natives Garden Tour (Final Report)
C.7.e.2	2016 Our Water, Our World Campaign in Walnut Creek (Final Report)
C.7.e.3	2016 Getting To Know our Local Creeks, Ponds and Waterways workshop series (Final Report)
C.7.h	Watershed Watchers Final Report (June 2016)
C.9.a	Grazing Operations Fact Sheet
C.10	Map of Walnut Creek Full Trash Capture and Trash Management Area
C.10.b.ii	Flyer of Recyclable Scavenging is Illegal
C.10.b.iv.a	Single-Use Carryout Bag Ordinance survey
C.10.b.iv.b	Polystyrene-based Food Service Ware Ordinance survey
C.12	Condition of Approval for Mercury and/or PCBs (Building Permit)
C.13.a.iii	Requirements for Architectural Copper Features

Contra Costa Clean Water Program

Stormwater C.3 Update

Requirements for New Development and Redevelopment — March 2016

The Municipal Regional Stormwater Permit was reissued effective January 1, 2016. This *Update* is a summary of changes and an addendum to the Contra Costa Clean Water Program's *Stormwater C.3 Guidebook.* See the *Guidebook* and Permit for specifics.

Exceptions to LID

- Municipalities may allow, at their discretion, projects with development approvals prior to January 1, 2016, that include stormwater treatment, to proceed according to the approved plan.
- Municipalities may allow projects with approved vesting tentative maps to implement the stormwater Provision C.3 requirements that were in effect at the time of vesting tentative map approval.
- "Special Projects" on small, densely developed sites, or in close proximity to transit, may be allowed to use specified non-LID treatment facilities for some portion of the development in some circumstances.
- Municipalities may allow projects approved with no C.3 requirements under a previous permit to use media filters.

CONTRA COSTA CLEAN WATER PROGRAM

www.cccleanwater.org

Changes to "Grandfathering"

The newly reissued Municipal Regional Stormwater Permit requires most development projects ("Regulated Projects", see p. 2) to implement Low Impact Development (LID) to treat runoff from new or replaced impervious surfaces.

Any Regulated Project that starts construction after January 1, 2016 must implement the LID requirements. There are potential exceptions:

- Projects with previously approved Stormwater Control Plans may implement those plans.
- Projects with previously approved vesting tentative maps may implement requirements in effect at the time of approval.

To comply with the LID requirements, follow the project design and submittal requirements in the *Stormwater C.3 Guidebook,* 6th Edition, available on the Clean Water Program website.

If you believe your project may qualify for an exception, consult with municipal staff.

Bioretention facility with active and passive landscape uses.

C.3 Design Do's and Don'ts

Contra Costa municipalities adopted LID standards for stormwater treatment in 2005. The standards have been updated a few times over the last decade.

Most development projects can implement the LID requirements without affecting site uses, and at reasonable cost.

Do plan your LID design, including the location of bioretention facilities, before applying for a tentative map or a site design approval.

Do keep drainage management areas small, and distribute bioretention facilities throughout the site.

Do keep drainage on the surface by using sheet flow, swales, valley gutters, and trench drains.

Do design bioretention facilities with the facility rim and each soil layer flat.

Do follow the design guidance in the *Storrmwater C.3 Guidebook,* including bioretention facility design criteria.

Do integrate bioretention facilities with active and passive landscape uses.

Don't combine C.3 facilities with flood control detention facilities. This strategy often compromises facility function and site aesthetics.

Don't slope adjacent landscaping into bioretention facilities. Use a curb or retaining wall where needed.

Don't fence off or isolate bioretention facilities.

Don't locate bioretention facilities on individual subdivision lots.

Provision C.3 Thresholds and Requirements

Impervious Area Threshold	Effective Date	Summary of Requirements
All projects requiring municipal approvals or permits (includes single-family residences)	May 1, 2010	As encouraged or directed by local staff, preserve or restore open space, riparian areas, and wetlands as project amenities; minimize land disturbance and impervious surfaces (especially parking lots); cluster structures and pavements; include micro-detention in landscaped and other areas, and direct runoff to vegetated areas. Use Bay-friendly landscaping features and techniques. Include Source Controls specified in *Guidebook* Appendix D.
Projects between 2,500 and 10,000 square feet requiring approvals or permits (includes single-family residences)	December 1, 2012	Install one or more of the following to address some amount of impervious area: Direct roof runoff into cisterns or rain barrels for reuse; direct runoff from roofs, sidewalks, walkways, patios, driveways and/or uncovered parking lots on to vegetated areas; construct sidewalks, walkways, patios, bike lanes, driveways, or uncovered parking lots with permeable surfaces. Prepare and submit a Stormwater Control Plan for a Small Land Development Project.
Auto service facilities, gas stations, restaurants, and uncovered parking lots ≥ 5,000 square feet	December 1, 2011	Prepare and submit a Stormwater Control Plan as described in *Guidebook* Chapter 3, including features and facilities to ensure runoff is treated before leaving the site. Use the LID Design Guide in Chapter 4, including sizing factors and criteria for "treatment only."
All projects ≥ 10,000 square feet*	August 15, 2006	
All projects ≥ 1 acre*	February 15, 2005	
All projects ≥ 1 acre*	October 14, 2006	Select one of four flow-control compliance options in *Guidebook* Appendix C.. Where required, design project features and facilities for hydrograph modification management (flow-control) as well as stormwater treatment. Prepare and submit a Stormwater Control Plan as described in Chapter 3 and use the LID Design Guide in Chapter 4, including the sizing factors and criteria for treatment and flow control.

*excluding single-family residences

More changes to Provision C.3 in MRP 2.0

On November 19, 2015, the California Regional Water Quality Control Board for the San Francisco Bay Region reissued the Municipal Regional Stormwater Permit (MRP 2.0). The reissued permit took effect on January 1, 2016.

The updated permit includes only a few changes to the Provision C.3 requirements for new development and redevelopment. The following are in addition to changes to grandfathering (see p. 1).

Feasibility of Harvesting/Reuse

Applicants are no longer required to prepare an analysis of the feasibility or infeasibility of stormwater harvesting and use, infiltration, or evapotranspiration. Bioretention facilities can and should be used to meet Provision C.3 treatment and hydromodification management requirements.

Special Projects

Special Projects are projects that meet specified criteria for location and density. A graduated system of "LID Treatment Reduction Credits" may apply. Credits may be applied to allow substitution of tree-box-type high flowrate biofilters or vault-based high flowrate media filters in place of bioretention. See pp. 59-61 of the *Stormwater C.3 Guidebook,* 6th Edition.

With MRP 2.0, mixed-use Special Projects may apply either dwelling units/acre (DU/Ac) or floor area ratio (FAR) to calculate treatment reduction credits based on density.

FAR is defined as "The ratio of the total floor area on all floors of all buildings at a project site (except structures, floors, or floor areas dedicated to parking) to the total project site area."

Gross Density is defined as "The total number of residential units divided by the acreage of the entire site area, including land occupied by public right-of-ways, recreational, civic, commercial, and other non-residential uses."

Bioretention facility in an "infill" residential subdivision

Green Infrastructure Staff Report

The City of Walnut Creek is one of 76 local agencies (Permittees) subject to the Regional Municipal NPDES Permit (MRP). The MRP was adopted in 2009 (MRP 1.0) and reissued in November 2015 (MRP 2.0).

Under MRP 2.0 Contra Costa Permittees, collectively, must implement Green Infrastructure to reduce mercury loading by 9 grams per year (Provision C.11) and PCBs loading by 23 grams per year (Provision C.12) by 2020. Permittees must plan for substantially larger reductions in the following decades.

Green Infrastructure is defined as a facility that uses vegetation, soils and natural processes to manage water and create healthier urban environment. At the scale of a city, green infrastructure refers to the patchwork of natural areas that provides habitat, flood protection, cleaner air and cleaner water. At the scale of a neighborhood or a project site, green infrastructure refers to stormwater management systems that mimic nature by soaking up and storing water.

Green Infrastructure: Bioretention facility with active and passive landscape uses (El Cerrito)

Green Infrastructure: Bioretention treating runoff from residences and a private street (Contra Costa County)

Green Infrastructure implementation on private lands is achieved by implementing stormwater requirements for new development and redevelopment. Municipalities are required to implement the Green Infrastructure mandates through:

1. Preparation of a Green Infrastructure Plan for the inclusion of Low Impact Development (LID) drainage design into storm drain infrastructure, including streets, roads, storm drains, etc.
2. Early implementation of Green Infrastructure projects.

Green Infrastructure Plan

The requirements and deadlines for the Plan are:

- Prepare a work plan to be approved by the City Council by June 30, 2017.
- Submit a Green Infrastructure Plan with the 2019 Annual Report.

The plan is intended to describe how each jurisdiction will, in the coming decades, shift their impervious surfaces and storm drain infrastructure from a conventional storm drain infrastructure (where runoff flows directly in to the storm drain and then to creeks and the Bay), to a more sustainable system that slows runoff by dispersing it to vegetated areas, harvests and uses runoff, promotes infiltration and evapotranspiration, and uses bio-retention to detain, retain, and treat stormwater.

Green Infrastructure: Bioretention facilities treating street runoff.

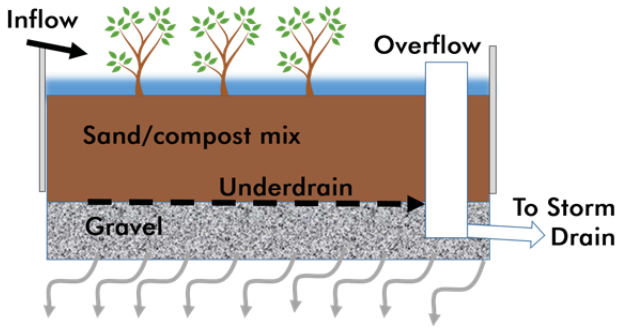

Green Infrastructure: Illustrative cross-section of Bioretention Facility

Among the specific requirements is to summarize other planning documents that are updated or modified to incorporate green infrastructure requirements. These may include:

- General Plans and Specific Plans,
- Complete Streets Plans and Active Transportation Plans,
- Storm Drain Master Plans,
- Other plans that may affect the future alignment, configuration or design of impervious surfaces such as streets, parking lots, sidewalks, and roofs.

Staff is working to develop a work plan, which will be presented to Council during FY 2016-2017 for feedback and consideration.

Early Implementation (No Missed Opportunities)

MRP 2.0 requires that each Permittee review current infrastructure (capital improvement) projects, prepare a list of infrastructure projects planned for implementation during the permit term that have potential for green infrastructure measures, and submit the list with each Annual Report.

Staff is working to develop guidance for reviewing capital improvement programs and projects, identifying green infrastructure potential, advancing planning and design of potential green infrastructure features, and documenting decisions regarding implementation of green infrastructure. The document will be prepared in consideration of the City's needs.

Enforcement Response Plan

CITY OF WALNUT CREEK

June 2016

Clean Water Program
Public Works Department
1666 N. Main Street
Walnut Creek, CA 94596
(925) 256-3511

Table of Contents

SECTION 1. INTRODUCTION 1
1.1. Municipal Code 1
1.2. Compliance with Best Management Practices 2
1.3. Legal Authority 2
SECTION 2. RESPONSE AND ENFORCEMENT ACTIONS 4
2.1. Levels of Enforcement 4
2.2. Penalties 7
2.3. Recordkeeping 8

List of Tables

Table 1. Flowchart of Tiered Enforcement Response

List of Appendixes

Appendix A. Database of Enforcement Actions and Incidents
Appendix B. Municipal Regional Permit (MRP) Provisions C.4, C.5, and C.6

Acronyms and Abbreviations

BMP	Best Management Practice
CCCSD	Central Contra Costa Sanitary District
CCCWP	Contra Costa Clean Water Program
CCWD	Contra Costa Water District
CWA	Clean Water Act
DDSD	Delta Diablo Sanitary District
EBMUD	East Bay Municipal Utility District
EPA	Environmental Protection Agency
ERP	Enforcement Response Plan
MRP	Municipal Regional Permit
MS4	Municipal Separate Storm Sewer
NOI	Notice of Intent
NOV	Notice of Violation
NPDES	National Pollutant Discharge Elimination System
RWQCB	Regional Water Quality Control Board
SWPPP	Stormwater Pollution Prevention Plan
VW	Verbal Warning
WN	Written Notice

Definitions

Cease and Desist Order	A cease and desist order (also called a CDO) is an order or request to halt an activity, or else face legal action. The recipient of the cease-and-desist may be an individual or an organization
Construction Site	Any project, including projects requiring coverage under the General Construction Permit, that involves soil disturbing activities including, but not limited to, clearing, grading, paving, disturbances to ground such as stockpiling, and excavation. Construction sites are all sites with disturbed or graded land area not protected by vegetation, or pavement, that are subject to a building or grading permit
Erosion	The diminishing or wearing away of land due to wind, or water. Often the eroded debris (silt or sediment) becomes a pollutant via stormwater runoff or blowing wind. Erosion occurs naturally, but can be intensified by land disturbing and grading activities such as farming, development, road building, and timber harvesting
General Permits	Waste Discharge Requirements or NPDES Permits containing requirements that is applicable to a class or category of dischargers. The State of California has general stormwater permits for construction sites that disturb soil of 1 acre or more; industrial facilities; `Phase II Small municipalities (including nontraditional MS4s, which are governmental facilities, such as military bases, public campuses, and prison and hospital complexes). The State of California also issues General NPDES Permits for the discharge of water from drinking water systems, and the discharges from utility vaults.
Grading	The cutting and/or filling of the land surface to a slope or elevation
Illicit Discharge	Any discharge to a municipal separate storm sewer (storm drain) system (MS4) that is prohibited under local, state, or federal statutes, ordinances, codes, or regulations. The term *illicit discharge* includes all non-stormwater discharges not composed entirely of stormwater and discharges that are identified under Section A. (Discharge Prohibitions) of the MRP. The term illicit discharge does not include discharges that are regulated by an NPDES permit (other than the NPDES permit for discharges from the MS4) or authorized by the Regional Water Board Executive Officer
Municipal Separate Storm Sewer System (MS4)	A system of conveyances that include catch basins, curbs, gutters, ditches, man-made channels, pipes, tunnels, or storm drains that discharge into waters of the United States.
National Pollutant Discharge	A national program for issuing, modifying, revoking and reissuing, terminating, monitoring and enforcing permits, and imposing and

Elimination System (NPDES)	enforcing pretreatment requirements, under sections 307, 402, 318, and 405 of the Clean Water Act (CWA), 33 U.S.C. § 1251 *et seq*.
Notice of Intent (NOI)	The application form by which dischargers seek coverage under General Permits, unless the General Permit requires otherwise
Stop Work Order	Used for construction site control; an inspector issues a Stop Work Order when construction work creates an active non-point source or non-stormwater pollutant discharge that violates the local stormwater ordinance, and is identified during an inspection and is not abated. The contractor will be in violation of the building permit if work is continued before the stormwater issue is addressed.
SWPPP	Stormwater Pollution Prevention Plan used for facilities or sites documenting their site-specific stormwater pollution prevention BMPs and any other regulation requirements such as State General Stormwater Permits.

Section 1. Introduction

The purpose of this Enforcement Response Plan (ERP) is to provide standard enforcement response protocol for illicit discharges and potential illicit discharges into the storm drain system. This ERP is a guidance document for inspection staff to outline consistent enforcement actions by the City of Walnut Creek that will reactively control illicit discharges and proactively eliminate potential illicit discharges to help ensure compliance with state and local stormwater related pollution prevention laws in a timely manner. This ERP applies to private businesses; property owners or tenants; Home Owners Associations or other entities responsible for long term maintenance of stormwater control measures; construction contractors; contracted mobile companies providing services to public and privately owned businesses and property, and land; and any person causing a discharge or threatened discharge into the MS4 or water body.

This ERP also satisfies the Municipal Regional Permit (MRP), effective January 1, 2016 for an ERP document in Provision C.4 Industrial and Commercial Site Controls, Provision C.5 Illicit Discharge Detection and Elimination, and Provision C.6 Construction Site Control. An ERP is also required in MRP Provision C.3 New Development and Redevelopment, but the C.3 ERP will be prepared as a separate document.

1.1. MUNICIPAL CODE

This ERP document utilizes the City of Walnut Creek's municipal code (Chapter 16 of Title 9) for stormwater regulation. In the event that stormwater regulatory law (NPDES permits or other) are more stringent regarding enforcement action against illicit discharges or potential illicit discharges, the more stringent enforcement law will be abided by the City of Walnut Creek. Any discharge that would result in or contribute to a violation of the MRP or municipal code separately considered or when combined with other discharges, is prohibited. Liability for any such discharge shall be the responsibility of the person causing or responsible for the discharge or owning the property where the discharge is occurring and such person shall defend, indemnify and hold harmless the City of Walnut Creek in any administrative or judicial enforcement action relating to such discharge.

1.2. COMPLIANCE WITH BEST MANAGEMENT PRACTICES

Where best management practice (BMP) guidelines or requirements have been adopted by the Federal Government, California State, MRP or NPDES permits, or the City of Walnut Creek, for any activity, operation or facility which may cause or contribute to unlawful discharges, every person undertaking such activity or operation or owning or operating such facility shall comply with such guideline or requirement. Such guidelines include the State General Industrial Permit and the State General Construction Permit.

1.3. LEGAL AUTHORITY

The City of Walnut Creek's Clean Water Program or authorized representative (such as Central Contra Costa Sanitary District) is responsible for conducting stormwater inspections for the City. The primary person for overseeing the inspection program:

Rinta Perkins,
NPDES Program Manager
Phone: (925) 256-3511
Email: Perkins@walnut-creek.org.

The City of Walnut Creek has the legal authority to prohibit and control illicit discharges and escalate stricter enforcement to achieve expedient compliance with stormwater law and regulation. The City has the legal authority to inspect and eliminate illicit discharges to the storm drain system and illicit connections to the waters of the state including:

- Sewage (including privately-owned septic systems);
- Spills;
- Illegal dumping and disposal of materials other than stormwater to the storm drain and watercourses;
- Discharges of wash water from exterior surfaces and pavement, equipment and facilities, including discharges from mobile cleaning businesses;
- Discharges of runoff from material storage areas, including containing chemicals, fuels, vehicle related fluids, and other potentially polluting or hazardous materials;
- Discharges of pool, spa or fountain water (including backwash water) containing chlorine, biocides, or other chemicals;

- Ongoing, large-volume landscape irrigation runoff to the storm drain system;
- Discharges of sediment, pet waste, vegetation clippings, or other landscape or construction-related wastes; and
- Discharges of food-related wastes (e.g., grease, fish processing, and restaurant kitchen mat and trash bin wash water).

The City of Walnut Creek is not required to inspect or take enforcement action against local entities with their own NPDES permit and subject to existing federal and state regulatory compliance programs, including publicly owned sanitary/sanitations agencies and potable water agencies. In addition, the City of Walnut Creek is not required to enforce compliance requirements of the Industrial General NPDES Permit on industrial facilities that are required to file a Notice of Intent (NOI) for coverage under the Industrial General Permit; nor is the City required to enforce compliance requirements of the Construction General NPDES Permit on construction or linear projects that are required to file a NOI for coverage under the Construction General Permit; nor is the City required to enforce compliance requirements of the Phase II General NPDES Permit at non-traditional MS4s that are required to file a Permit Registration Documents (PRDs) for coverage under the Phase II General Permit. All conditions of these State General Permits are regulated by the appropriate Regional Water Board and are not the responsibility of the City of Walnut Creek.

The City of Walnut Creek is responsible for enforcing their own municipal code on NOI facilities, inspecting and checking construction and industrial NOIs for the presence of a SWPPP, ensuring that BMPs are properly implemented and maintained to prevent discharges in violation of the City's municipal code, and notifying the appropriate Regional Water Board if a site/facility has not filed for coverage under a General Permit for which coverage is required.

There are a number of unpolluted discharges that are exempt from the prohibition of non-stormwater discharges in the MRP. Additionally, several types of non-stormwater discharges are conditionally exempt from the prohibition provided specified Best Management Practices are implemented. These exemptions and conditional exemptions are found in C.15.a and C.15.b of the MRP.

The non-stormwater discharges are exempted from the prohibition unless they are identified by the City of Walnut Creek or the Executive Officer of the Regional Water Board as sources of pollutants to receiving waters.

Section 2. Response and Enforcement Actions

Section 2 includes response, enforcement actions, and timeframes for correction of potential and actual non-stormwater discharges. This ERP provides guidelines on when to employ the range of regulatory responses from verbal warnings, written notices, citations, clean-up and cost recovery, to administrative or criminal penalties. For further information on the City of Walnut Creek's individual program, BMPs, and compliance with specific requirements in the MRP provisions for illicit discharges, commercial/industrial inspections, and construction inspection programs, please refer to the City's individual plans/documents/records for each program.

2.1. LEVELS OF ENFORCEMENT

There are a variety of enforcement tools available to address potential and actual non-stormwater discharges observed during inspections and surveillance of illicit discharges within the jurisdiction of the City of Walnut Creek.

The City can use but is not limited to the enforcement options listed in this ERP. The enforcement options listed in this ERP include Verbal Warning (VW), a Written Notice (WN), Notice of Violation (NOV), Administration Citation, Stop Work Order, Cease and Desist Order (CDO), and referrals to other agencies. This ERP provides guidance for the minimum procedures of compliance and enforcement. Generally, these enforcement procedures are applied in escalating steps or a tiered response, although the City may skip steps, as appropriate in egregious cases. **Table 1** provides a flowchart of the tiered response of enforcement actions.

Verbal Warning/Education

First time observance of a potential, low-level, non-stormwater discharge may result in issuance of a Verbal Warning (VW) with education in the form of oral guidance and printed material outreach. A VW is designed to prevent a potential non-stormwater discharge from occurring, and does not constitute a violation. The inspector will document all VWs in the site inspection database, and communicate the issue to the discharger or representative of the facility/site. The inspector and the facility/site representative will discuss the VW, appropriate BMPs, and establish a schedule to eliminate the potential problem in a timely manner. Education will be used to communicate a general understanding of the stormwater program, its regulations, and its purpose to the

discharger or representative of the facility/site. If corrective action has not been achieved by the next regular inspection, then the issue may escalate to Enforcement Level I or II.

The minimum tiered response levels of enforcement are as follows:

Level I: Written Notice

First time observance of a potential non-stormwater discharge (e.g., pollutant exposure, possible evidence of a historical pollutant discharge, or a stated business practice that has a potential to result in a non-stormwater discharge to the storm drain system) may result in issuance of a Written Notice (WN). However, it is within the inspector's discretion using best professional judgment to immediately escalate the issue to Enforcement Level II (i.e., issuance of a Notice of Violation (NOV)) if he/she determines that a clear and significant potential pollutant discharge threat exists warranting a more immediate corrective response. A WN is designed to prevent a potential non-stormwater discharge from occurring. The inspector will document all WNs in the site inspection database, and submit the notice to the discharger or representative of the facility/site. The inspector and the facility/site representative will discuss the WN, appropriate BMPs, and establish a schedule to eliminate the potential problem in a timely manner. Education will also be used to communicate a general understanding of the stormwater program, its regulations, and its purpose to the discharger or representative of the facility/site. All violations will be corrected immediately to the extent possible with the goal of correcting them before the next rain event but no longer than ten (10) business days after the violations are discovered. If corrective action has not been achieved within 10 days, then the issue may escalate to Enforcement Level II.

Level II: Notice of Violation

An observed stormwater problem will be deemed a violation and result in the issuance of a Notice of Violation (NOV) when one or more of the following occur:

- The inspector observes an active pollutant discharge or clear evidence of a recent and significant pollutant discharge.
- The inspector finds during a follow-up or subsequent inspection inadequate response or corrective action has occurred in response to a previous VW or WN.

- The inspector determines a clear and significant potential pollutant discharge threat exists that warrants timely corrective measure(s) and follow-up.

The inspector shall require the stormwater violation be corrected immediately, or to the extent possible. Immediate correction can be temporary and short-term if long-term, permanent correction will involve significant resources and construction time. An example would be replumbing of a wash area to the sanitary sewer, which would involve an immediate short-term, temporary fix followed by permanent replumbing. The inspector and facility/site representative will discuss the violation and potential solutions to correct the violation. A written NOV will be issued and a remediation schedule will be approved by the inspector who will follow-up to ensure that the discharge has been eliminated. The inspector may also recommend implementation of appropriate BMPs. At this stage the City of Walnut Creek or authorized representative may also employ CDOs, Stop Work Orders, Orders to Clean and Abate, Notices to Clean or any other similar notification outlined in the stormwater ordinance that identifies an illicit discharge or stormwater violation and requires correction or abatement but does not assess fines.

All violations will be corrected immediately to the extent possible with the goal of correcting them before the next rain event but no longer than ten (10) business days after the violations are discovered. If more than ten (10) business days are required for compliance, a rationale shall be recorded in the electronic database or equivalent system.

Level III: Formal Enforcement (Administrative Penalties, Cost Recovery)

A gross violation of the local stormwater ordinance that cannot be resolved through the Level II enforcement actions is considered a major violation and will trigger a formal enforcement action. Formal enforcement actions will result in penalties being assessed in the form of citations, agency cost-recovery, and/or formal negotiated settlement. Such actions will be coordinated by the City of Walnut Creek's Stormwater Program Manager.

Gross violations include a pattern of non-compliance after issuance of a NOV, with repeat violations, failure to adequately address previous violations or notices, and/or directly discharging hazardous materials into the storm drain system. The City's Stormwater Program Manager has the discretion to determine that any serious violation(s) warrants this level of enforcement so long as there is documentation and/or evidence available to support this action.

All violations will be corrected before the next rain event, but no longer than ten (10) business days after the potential and/or actual violations are discovered. If more than ten (10) business days are required for compliance, a rationale shall be recorded in the electronic database or equivalent system. Immediate correction can be temporary and short-term if a long-term, permanent correction will involve significant resources and construction time.

Level IV: Legal Action and/or Referral to State and Federal Agencies

Inadequate measures taken by responsible parties to satisfy Level III enforcement violations will result in the Stormwater Representative referring the case to the City Attorney or Contra Costa County District Attorney. If a stormwater violation posing an imminent threat to human health and/or the environment is identified during an inspection, the City of Walnut Creek may refer the violation to qualified emergency response personnel, the District Attorney, the Regional Water Board, the California Department of Fish and Wildlife, and/or the U.S. Environmental Protection Agency. The City of Walnut Creek will follow up with the referral to resolve the case to the extent practicable when working with the State and Federal agencies with the ability to enforce the appropriate fines and penalties to achieve compliance with stormwater regulation.

In the case of a property owner or operator denying entry to the City's stormwater inspector, the City of Walnut Creek will procure an inspection warrant to enact their legal authority to enforce City's stormwater inspection program.

2.2. PENALTIES

The violation of the City of Walnut Creek's Stormwater Ordinance or failure to comply with any of its mandatory requirements may constitute a misdemeanor or infraction. The violator may be charged and prosecuted for an infraction or a misdemeanor or be issued an Administrative Citation per Chapter 2 of Title 1 (commencing with section 1-2.01).

A conviction of an infraction of this Code shall be punishable by:

$100.00 for the first violation

$200.00 for the second violation within one year

$500.00 for each additional violation in one year

Each day any violation of this code continues shall constitute a separate offense. Any person convicted of a misdemeanor under the City of Walnut Creek is punishable by a fine of not more than that allowed for an infraction pursuant to Government Code Section 36900. Pursuant to Government Code Sections 36901 and 36903, the penalty for any person found guilty of a misdemeanor shall be a fine not to exceed one thousand ($1000) dollars and/or imprisonment in the County Jail not to exceed six (6) months (Section 9-16.112 of the municipal codes).

2.3. RECORDKEEPING

The City of Walnut Creek will maintain a record/database of all enforcement actions, follow-up actions, and facilities/sites inspected for illicit discharges related to business inspection, construction inspection, and illicit discharge programs.

The City will include all tracking and case follow-up information in the database listed in Provisions C.4, C.5, and C.6 of the MRP. The database of enforcement actions and incidents will be included as an appendix to this ERP document.

TABLE 1: FLOWCHART OF TIERED ENFORCEMENT RESPONSE

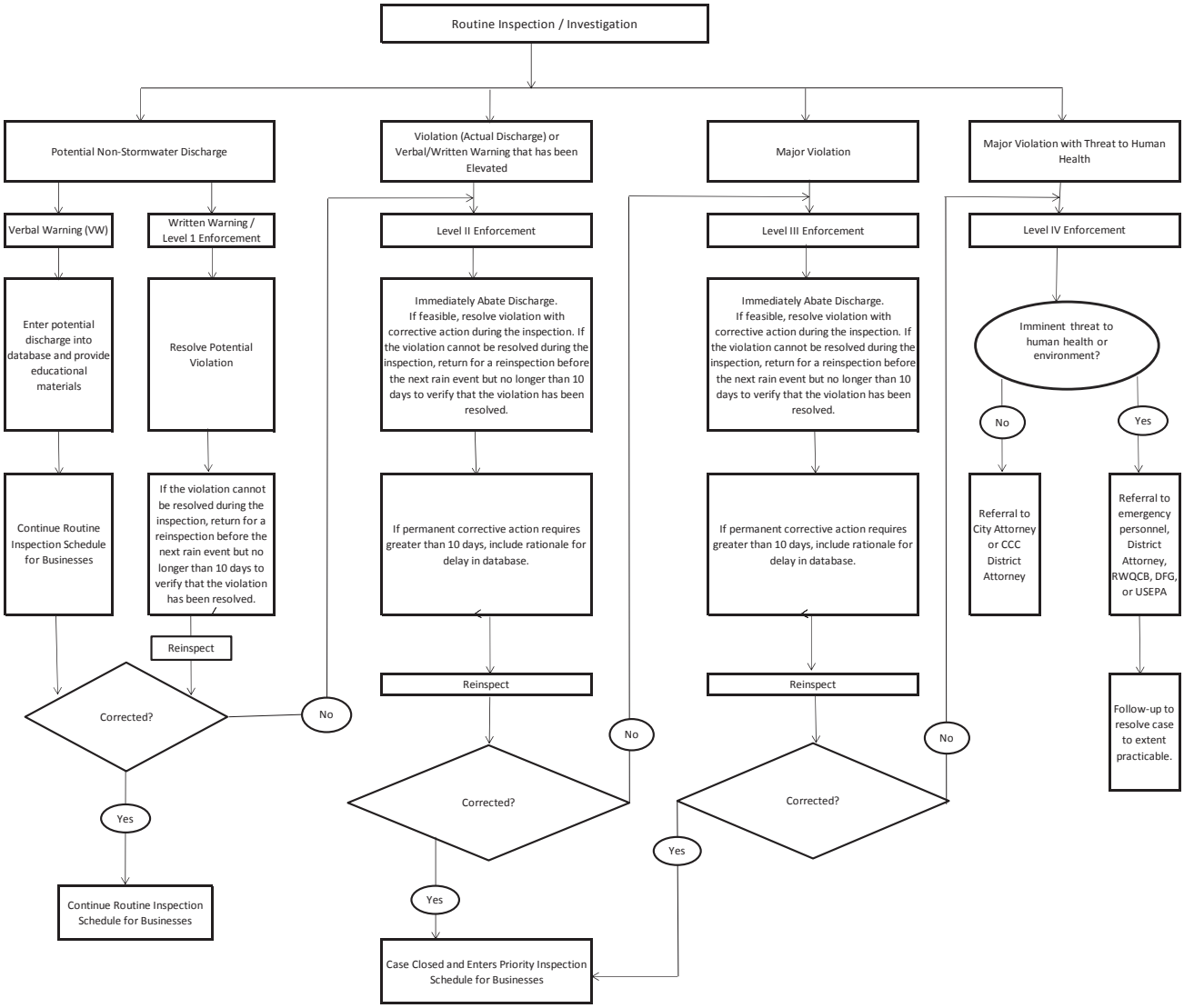

APPENDIX A:

DATABASE OF ENFORCEMENT ACTIONS AND INCIDENTS

REFER TO INDIVIDUAL PLAN FOR PROVISIONS C.4, C.5 AND C.6

APPENDIX B:

MUNICIPAL REGIONAL PERMIT (MRP)

PROVISIONS C.4, C.5 AND C.6

C.4. Industrial and Commercial Site Controls

Each Permittee shall implement an industrial and commercial site control program at all sites that could reasonably be considered to cause or contribute to pollution of stormwater runoff. Permittees shall conduct inspections, effective followup, and enforcement to abate potential and actual non-stormwater discharges, consistent with each Permittee's respective Enforcement Response Plan. These combined efforts will prevent the discharge of pollutants and impacts to beneficial uses of receiving waters. Inspections shall confirm implementation of appropriate and effective BMPs and other pollutant controls by industrial and commercial site operators.

C.4.a. Legal Authority for Effective Site Management

i. Task Description – Permittees shall have sufficient legal authority to inspect, require effective stormwater pollutant control, and implement progressively stricter enforcement to achieve expedient compliance and pollutant abatement at commercial and industrial sites within their jurisdiction.

ii. Implementation Level – Permittees shall have the legal authority to oversee, inspect, and require expedient compliance and pollution abatement at all industrial and commercial sites which may be reasonably considered to cause or contribute to pollution of stormwater runoff. Permittees shall have the legal authority to require implementation of appropriate BMPs at industrial and commercial facilities to address pollutant sources associated with outdoor process and manufacturing areas; outdoor material storage areas; outdoor waste storage and disposal areas; outdoor vehicle and equipment storage and maintenance areas; outdoor parking areas and access roads; outdoor wash areas; outdoor drainage from indoor areas, rooftop equipment; and contaminated and erodible surface areas; and other sources determined by the Permittees or the Water Board Executive Officer to have a reasonable potential to contribute to pollution of stormwater runoff.

C.4.b. Industrial and Commercial Business Inspection Plan (Inspection Plan)

i. Task Description – Permittees shall continue to update and implement an Inspection Plan that will serve as a prioritized inspection workplan. This Inspection Plan will allow inspection staff to categorize the commercial and industrial sites within the Permittee's jurisdiction by pollutant threat and inspection frequency, change inspection frequency based on site performance, and add and remove sites as businesses open and close.

ii. Implementation Level

(1) Facilities For Prioritization Into Inspection Plan

Commercial and industrial facilities with the functional aspects and types described below, and other facilities identified by the Permittees as reasonably likely to contribute to pollution of stormwater runoff, shall be prioritized for inspection on the basis of the potential for water quality impact using criteria such as pollutant sources on site, pollutants of

concern, proximity to a waterbody, potential and actual discharge history of the facility, and other relevant factors. The following are some of the functional aspects of businesses and types of businesses that shall be included in the Inspection Plan:

(a) Sites that include the following types of functions that may produce pollutants when exposed to stormwater include, but are not limited to:

- Outdoor process and manufacturing areas
- Outdoor material storage areas
- Outdoor waste storage and disposal areas
- Outdoor vehicle and equipment storage and maintenance areas
- Outdoor wash areas
- Outdoor drainage from indoor areas
- Rooftop equipment
- Other sources determined by the Permittee or Water Board as reasonably likely to contribute to pollution of stormwater runoff.

(b) The following types of industrial and commercial businesses that have a reasonable likelihood to be sources of pollutants to stormwater and non-stormwater discharges:

- Industrial facilities, as defined at 40 CFR 122.26(b)(14), including those subject to the Statewide NPDES General Permit for Stormwater Discharges Associated with Industrial Activity (hereinafter the Industrial General Permit);
- Vehicle Salvage yards;
- Metal and other recycled materials collection facilities, and waste transfer facilities;
- Vehicle mechanical repair, maintenance, fueling, or cleaning facilities;
- Building trades central facilities or yards, corporation yards;
- Nurseries and greenhouses;
- Building material retailers and storage;
- Plastic manufacturers; and
- Other facilities designated by the Permittee or Water Board to be reasonably likely to contribute to pollution of stormwater runoff.

(2) Inspection Plan – The Inspection Plan shall be updated annually and shall contain the following information:

(a) A description of the process for prioritizing inspections and frequency of inspections. The prioritization criteria shall assign a more frequent inspection schedule to the highest priority facilities per Provision C.4.b.ii.(1). If any geographical areas are to be targeted for

inspections due to high potential for stormwater pollution, these areas should be indicated in the Inspection Plan.

(b) Assign appropriate inspection frequency for each industrial and commercial facility based on the priority established in Provision C.4.b.ii.(2)(a) above, potential for contributing pollution to stormwater runoff, and commensurate with the threat to water quality.

(c) A mechanism to include new businesses that warrant inspections.

(d) Total number and a list of all industrial and commercial facilities requiring inspections, within each Permittee's jurisdiction, based on the prioritization criteria established in Provision C.4.(b)ii.(2)(a). This list shall be updated annually.

(e) List of facilities scheduled for inspection each fiscal year of the MRP permit term. Each fiscal year's inspection list shall be added to the Inspection Plan at the beginning of the fiscal year as part of the annual update. Previous fiscal years' inspection lists shall remain in the Inspection Plan.

(3) **Record Keeping** – For each facility identified in Provision C.4.b.ii.(2)(d), the Permittee shall maintain a database or equivalent tabular system of at least the following information:

(a) Name and address of the business and local business operator;

(b) A brief description of business activity or pollutant source, including SIC code. Examples: outdoor process/manufacturing areas, outdoor material storage areas, outdoor waste storage and disposal areas, outdoor vehicle and equipment storage and maintenance areas, outdoor parking areas and access roads, outdoor wash areas, rooftop equipment, and outdoor drainage from indoor areas;

(c) Inspection priority and inspection frequency; and

(d) If coverage under the Industrial General Permit is required.

iii. Reporting – The Permittees shall include the list of all industrial and commercial facilities requiring inspections identified in Provision C.4.b.ii.(2)(d) in each Annual Report.

C.4.c. Enforcement Response Plan (ERP)

i. Task Description – Each Permittee shall implement and update, as needed, its ERP – a reference document for inspection staff to take consistent actions to achieve timely and effective compliance from all commercial and industrial site operators.

ii. Implementation Level – The ERP shall contain the following:

(1) Enforcement Procedures – A description of the Permittee's procedures, from the discovery of problems through the confirmation of implementation of corrective actions. This shall include guidance for appropriate enforcement actions, followup inspections, referrals to another agency, appropriate time periods for implementation of corrective actions,

and the roles and responsibilities of staff responsible for implementing the ERP.

(2) Enforcement Tools and Field Scenarios – A discussion of the various, escalating enforcement tools for different field scenarios, including, but not limited to potential discharges (e.g., housekeeping issues, evidence of actual non-stormwater discharges, lack of BMPs, inadequate BMPs, and inappropriate BMPs), actual non-stormwater discharges, non-compliance with previous enforcement actions, and sites with a history of potential and/or actual non-stormwater discharges.

(3) Timely Correction of Potential and Actual Non-stormwater Discharges – A description of the Permittee's procedures for assigning due dates for corrective actions. Permittees shall require timely correction of all potential and actual non-stormwater discharges. Permittees shall require active non-stormwater discharges to cease immediately. Corrective actions shall be implemented before the next rain event, but no longer than 10 business days after the potential and/or actual non-stormwater discharges are discovered. Corrective actions can be temporary and more time can be allowed for permanent corrective actions. If more than 10 business day are required for compliance, a rationale shall be recorded in the electronic database or equivalent tabular system.

(4) Referral and Coordination with Other Agencies – Each Permittee shall enforce its stormwater ordinances to achieve compliance at sites with observed potential and actual non-stormwater discharges required in Discharge Prohibition A.1. For cases in which Permittee enforcement tools are inadequate to remedy the noncompliance, the Permittee shall refer the case to the Water Board, district attorney, or other relevant agencies for additional enforcement.

C.4.d. Inspections

i. Task Description – Each Permittee shall conduct inspections according to the Inspection Plan in Provision C.4.b.ii.(2) and the ERP in Provision C.4.c.ii. to enforce its ordinance to prevent stormwater pollution.

ii. Implementation Level

(1) Inspections – Inspections shall be conducted to include at least the following activities:

(a) Observations for appropriate BMPs to prevent stormwater runoff pollution or illicit discharge;

(b) Observations for evidence of unauthorized discharges, illicit connections, and potential discharge of pollutants to stormwater;

(c) Observations for noncompliance with Permittee ordinances and other local requirements; and

(d) Verification of coverage under the Industrial General Permit, if applicable.

(2) Record Keeping – Permittees shall maintain adequate records to demonstrate compliance and appropriate followup enforcement responses for facilities inspected. Permittees shall maintain an electronic database or equivalent tabular system that contains the following information regarding industrial and commercial site inspections:

(a) Name of facility/site inspected

(b) Inspection date

(c) Industrial General Permit coverage required (Yes or No)

(d) Compliance status

(e) Specific problems

(f) Type of enforcement (if applicable)

(g) Problem resolution date

(h) Additional comments

The electronic database or equivalent tabular system shall be made readily available to Water Board staff or its representative during inspections and audits.

(3) Data Evaluation – Permittees shall evaluate the frequency of potential and actual non-stormwater discharges by business category. Note trends and, as needed, implement focused inspections or education in subsequent years to address trends.

iii. Reporting

(1) Permittees shall include the following information in the 2015-2016 Annual Report:

(a) Number of inspections conducted, Number of violations issued (excluding verbal warnings), Percentage of sites inspected in violation, and number and percent of violations resolved within 10 working days or otherwise deemed resolved in a longer, but still timely manner;

(b) Frequency and types/categories of violations observed, Frequency and type of enforcement conducted;

(c) Summary of types of violations noted by business category; and

(d) Facilities that are required to have coverage under the Industrial General Permit, but have not filed for coverage.

(2) Beginning with the 2016-2017 Annual Report, Permittees shall include the following information in each Annual Report:

(a) Number of inspections conducted;

(b) Number of each type of enforcement action, as listed in each Permittee's ERP, issued;

(c) Number of enforcement actions or discreet number of potential and actual discharges fully resolved within 10 working days or otherwise deemed resolved in a longer, but still timely manner;

(d) Frequency of potential and actual non-stormwater discharges by business category; and

(e) A list of facilities that are required to have coverage under the Industrial General Permit, but have not filed for coverage.

C.4.e. Staff Training

i. Task Description – Permittees shall provide focused training for industrial and commercial site inspectors and illicit discharge detection and elimination inspectors annually. Trainings may be program-wide, region-wide, or Permittee-specific.

ii. Implementation Level – At a minimum, provide inspection training, within the 5-year term of this Permit, in the following topics:

(1) Urban runoff pollution prevention;

(2) Inspection procedures;

(3) Business Inspection Plan;

(4) Enforcement Response Plan;

(5) Illicit Discharge Detection and Elimination; and

(6) Appropriate BMPs to be used at different industrial and commercial facilities.

iii. Reporting – The Permittees shall include the following information in each Annual Report:

(1) Dates of training;

(2) Training topics covered;

(3) Percentage of industrial and commercial site inspectors attending training; and

(4) Percentage of Illicit Discharge, Detection, and Elimination inspectors attending training.

C.5. Illicit Discharge Detection and Elimination

The purpose of this provision is to implement the illicit discharge prohibition and to ensure illicit discharges are detected and controlled that are not otherwise controlled under provisions C.4. – Industrial and Commercial Site Controls and C.6. – Construction Site Controls. Permittees shall implement an illicit discharge program that includes an active surveillance component and a centralized complaint collection and followup component to detect and eliminate illicit discharges into the MS4. Permittees shall maintain a complaint tracking and followup data system as their primary accountability reporting for this provision.

C.5.a. Legal Authority

i. Task Description – Permittees shall have the legal authority to prohibit and control illicit discharges and implement progressively stricter enforcement to achieve expedient compliance.

ii. Implementation Level

(1) Permittees shall have adequate legal authority to address illicit discharges to the MS4, including, but not limited to, the following:

(a) Sewage;

(b) Discharges of wash water resulting from the cleaning of exterior surfaces and pavement, or the equipment and other facilities of any commercial business, or any other public or private facility, including discharges from mobile cleaning businesses;

(c) Discharges of runoff from material storage areas, including those containing chemicals, fuels, or other potentially polluting or hazardous materials;

(d) Discharges of pool or fountain water containing chlorine, biocides, or other chemicals; discharges of pool or fountain filter backwash water;

(e) Discharges of sediment, pet waste, vegetation clippings, or other landscape or construction-related wastes; and

(f) Discharges of food-related wastes (e.g., grease, fish processing wastes, restaurant kitchen mat and trash bin wash water).

(2) Permittees shall have adequate legal authority to prohibit, discover through inspection and surveillance, and eliminate illicit connections and discharges to the MS4.

(3) Permittees shall have adequate legal authority to control the discharge of spills, dumping, or disposal of materials other than storm water to the MS4.

C.5.b. Enforcement Response Plan (ERP)

i. Task Description – Each Permittee shall implement and update, as needed, its ERP – a reference document for inspection staff to take consistent actions to

achieve timely and effective abatement of illicit discharges and compliance from responsible parties.

ii. Implementation Level – The ERP shall contain the following:

(1) Enforcement Procedures – A description of the Permittee's procedures from the discovery of a problem through the confirmation of implementation of corrective actions. This shall include guidance for appropriate enforcement actions, followup inspections, referrals to another agency, appropriate time periods for implementation of corrective actions, and the roles and responsibilities of staff responsible for implementing the ERP.

(2) Enforcement Tools and Field Scenarios – A discussion of the various, escalating enforcement tools for different field scenarios, including, but not limited to potential discharges (e.g., housekeeping issues, evidence of actual discharges, lack of BMPs, inadequate BMPs, and inappropriate BMPs), actual discharges, non-compliance with previous enforcement actions, and sites with a history of potential and/or actual discharges.

(3) Timely Correction of Potential and Actual Discharges – A description of the Permittee's procedures for assigning due dates for corrective actions. Each Permittee shall require timely correction of all potential and/or actual discharges. Active discharges shall be required to cease immediately. Corrective actions shall be implemented before the next rain event, but no longer than 10 business days after the potential and/or actual discharges are discovered. Corrective actions can be temporary and more time can be allowed for permanent corrective actions. If more than 10 business days are required for compliance, a rationale shall be recorded in the electronic database or equivalent tabular system.

C.5.c. Spill, Dumping, and Complaint Response Program

i. Task Description – Each Permittee shall implement a program to respond to spills, dumping, and complaints.

ii. Implementation Level

(1) Each Permittee shall have a central contact point for the public and Permittee's staff to report spills, dumping, and complaints. At a minimum, this central contact point shall include a phone number. Permittee shall also include, as feasible, user friendly web reporting for spills and dumping.

(2) Each Permittee shall publicize the phone number and web reporting address, if used, to internal Permittee's staff and the public. The Permittee's website shall be one of the places the central contact point is publicized. The Permittee's website shall be updated with the central contact point to report spills and dumping by June 30, 2016. This central contact point shall be readily searchable on the Permittee's website.

(3) Each Permittee shall require its municipal staff conducting routine maintenance and inspection activities to report illicit discharges found during their activities to the central contact point so that illicit discharge staff can investigate and track.

(4) Each Permittee shall maintain and update, as needed, a spill, dumping, and complaint response flow chart and/or phone tree for the Permittee's staff responsible for the spill and dumping response program. At a minimum, this flow chart and/or phone tree shall identify staff or positions responsible for receiving the complaints and investigating and abating the complaints.

(5) Each Permittee shall maintain and update, as needed, a spill, dumping, and complaint response flow chart and phone tree or contact list for internal use that shows the various responsible agencies and their contacts, who would be involved in illicit discharge incident response that goes beyond the Permittee's immediate capabilities.

(6) Each Permittee shall conduct reactive inspections in response to spill, dumping, and complaint reports and shall also conduct followup inspections, as needed, to ensure that corrective measures have been effectively implemented to achieve and maintain compliance.

iii. Reporting – Permittees shall provide the following information in the 2016 and 2020 Annual Reports:

(1) The spill and dumping reporting phone number and the web address, if used;

(2) A screen shot of the Permittee's website showing the central contact point; and

(3) A discussion of how the central contact point – spill and dumping reporting phone number and, if used, the web address – is being publicized to Permittees' staff and the public.

C.5.d. Tracking and Case Followup

i. Task Description – All incidents or discharges reported to the spill, dumping, and complaints central contact point, that might discharge into the MS4, shall be logged to track followup and response through problem resolution. The data collected shall be sufficient to demonstrate escalating responses for repeated problems and inter/intra-agency coordination, where appropriate. It is not necessary to track and report data according to this provision if they are tracked and reported according to State Water Resource Control Board Order No. 2006-0003-DWQ.

ii. Implementation Level – Maintain a water quality spills, dumping, and complaints tracking and followup in an electronic database or equivalent tabular system.

The spill and discharge complaint tracking system shall contain the following information:

(1) Complaint information:
  (a) Date and time of complaint,
  (b) Type of pollutant, and
  (c) Problem Status (potential or actual discharge.).

(2) Investigation information:
  (a) Date and time started,
  (b) Type of pollutant,
  (c) Entered storm drain and/or receiving water,
  (d) Date and time abated, and
  (e) Type of enforcement based on the Permittee's ERP.

The electronic database or equivalent tabular system shall be made available to Water Board staff or representatives during audits or inspections.

iii. Reporting – Permittees shall provide the following information in the Annual Report:

(1) Number of discharges reported;

(2) Number of discharges reaching storm drains and/or receiving waters; and

(3) Number discharges resolved in a timely manner.

C.5.e. Control of Mobile Sources

i. Task Description – Permittees shall have oversight and control of pollutants associated with mobile businesses.

ii. Implementation Level – Each Permittee shall implement a program to reduce the discharge of pollutants from mobile businesses.

(1) The program shall include the following:
  (a) Implementation of minimum standards and BMPs for each of the various types of mobile businesses, such as automobile washing, power washing, steam cleaning, and carpet cleaning.
  (b) Implementation of an enforcement strategy that specifically addresses the unique characteristics of mobile businesses.
  (c) Regularly updating mobile business inventories.
  (d) Implementation of an outreach and education strategy to mobile businesses operating within the Permittee's jurisdiction.
  (e) Inspection of mobile businesses, as needed.

(2) Permittees may cooperate county-wide and/or region-wide with the implementation of their programs for mobile businesses, including sharing

of mobile business inventories, BMP requirements, enforcement action information, and education.

iii. Reporting

(1) In the 2017 Annual Report, each Permittee shall provide the following: (a) minimum standards and BMPs for each of the various types of mobile businesses; (b) its enforcement strategy; (c) a list and summary of the specific outreach events and education conducted to the different types of mobile businesses operating within the Permittee's jurisdiction; (d) the number of inspections conducted at mobile businesses and/or job sites in 2016-2017; (e) discuss enforcement actions taken against mobile businesses in 2016-2017; (f) Permittee's inventory of mobile businesses operating within the Permittee's jurisdiction; and (g) a list and summary of the county-wide or regional activities conducted, including sharing of mobile business inventories, BMP requirements, enforcement action information, and education (Permittees' annual reports may refer to the county-wide or regional reports for this information.).

(2) In the 2019 Annual Report, each Permittee shall include at least the following: (a) changes to minimum standards and BMPs for each of the various types of mobile businesses since the 2017 Annual Report; (b) changes to the Permittee's enforcement strategy; (c) minimum standards and BMPs developed for additional types of mobile businesses; (d) a list and summary of specific outreach events and education conducted to each type of mobile businesses operating within the Permittee's jurisdiction during the Permit term; (e) a discussion of the inspections conducted at mobile businesses and/or job sites; (f) Permittee's inventory of mobile businesses operating within the Permittee's jurisdiction; and (g) a discussion of the enforcement actions taken against mobile businesses during the permit term.

C.5.f. Municipal Separate Storm Sewer System (MS4) Map

i. Task Description – Each Permittee shall make the map(s) of its MS4 available.

ii. Implementation Level – Permittees shall make maps of the MS4 publicly available, either electronically or in hard copy. Public availability shall be made through a single point of contact that is convenient for the public, such as a staffed counter or web accessible maps. The MS4 map availability shall be publicized through Permittee directories and web pages.

iii. Reporting – In the 2016 and 2019 Annual Reports, Permittees shall discuss how they make MS4 maps available to the public and how they publicize the availability of the MS4 maps.

C.6. Construction Site Control

Each Permittee shall implement a construction site inspection and control program at all construction sites, with followup and enforcement consistent with each Permittee's respective ERP, to prevent construction site discharges of pollutants into the storm drains. Inspections shall confirm implementation of appropriate and effective erosion and other construction pollutant controls by construction site operators/developers. Each Permittee shall in its reporting demonstrate the effectiveness of its inspections and enforcement activities to prevent polluted construction site discharges into storm drains.

C.6.a. Legal Authority for Effective Site Management

i. Task Description – Permittees shall have the ability to require effective stormwater pollutant controls to prevent discharge of pollutants into the storm drains, and implement progressively stricter enforcement to achieve expedient compliance and cleanup at all public and private construction sites.

ii. Implementation Level

(1) Permittees shall have the legal authority to require at all construction sites year-round effective erosion control, run-on and runoff control, sediment control, active treatment systems (as appropriate), good site management, and non-storm water management through all phases of construction (including, but not limited to, site grading, building, and finishing of lots) until the site is fully stabilized by landscaping or the installation of permanent erosion control measures.

(2) Permittees shall have the legal authority to oversee, inspect, and require expedient compliance and cleanup at all construction sites year-round.

C.6.b. Enforcement Response Plan (ERP)

i. Task Description – Each Permittee shall implement and update, as needed, its ERP – a reference document for inspection staff to take consistent actions to achieve timely and effective compliance at all public and private construction sites.

ii. Implementation Level – The ERP shall contain the following:

(1) Enforcement Procedures – A description of the Permittee's procedures from the discovery of the problems through the confirmation of implementation of corrective actions. This shall include guidance for appropriate enforcement actions, followup inspections, referrals to another agency, appropriate time periods for implementation of corrective actions, and the roles and responsibilities of staff responsible for implementing the ERP.

(2) Enforcement Tools and Field Scenarios – A discussion of the various, escalating enforcement tools for different field scenarios, including, but not limited to, potential discharges (e.g., housekeeping issues, evidence of actual discharges, lack of ERP, inadequate BMPs, and inappropriate

BMPs), actual discharges, non-compliance with previous enforcement actions, and sites with a history of potential and/or actual discharges.

(3) Timely Correction of Potential and Actual Discharges – A description of the Permittee's procedures for assigning due dates for corrective actions. Permittees shall require timely correction of all potential and actual discharges. Permittees shall require actual non-stormwater discharges to cease immediately. Corrective actions shall be implemented before the next rain event, but no longer than 10 business days after the potential and/or actual discharges are discovered. Corrective actions can be temporary and more time can be allowed for permanent corrective actions. If more than 10 business days are required for compliance, a rationale shall be recorded in the electronic database or equivalent tabular system.

C.6.c. Best Management Practices Categories

i. Task Description – Permittees shall require all construction sites to have site-specific, and seasonally and phase-appropriate, effective BMPS) in the following six categories:

- Erosion Control
- Run-on and Run-off Control
- Sediment Control
- Active Treatment Systems, as necessary
- Good Site Management
- Non-Stormwater Management.

ii. Implementation Level

The BMPs targeting specific construction site pollutants within the six categories listed in C.6.c.i. shall be site-specific. Site-specific BMPs targeting specific pollutants from the six categories listed in C.6.c.i. may be a combination of BMPs from:

- CASQA, BMP Handbook, Construction, January 2009.
- Caltrans Stormwater Quality Handbooks, Construction Site Best Management Practices Manual, March 2003, and addenda.
- New BMPs available since the release of these handbooks.
- Other BMPs shown to provide equivalent protection.

C.6.d. Plan Approval Process

i. Task Description – Permittees shall review erosion control plans for consistency with local requirements and the appropriateness and adequacy of proposed BMPs for each site before issuance of grading permits for projects. Permittees shall also verify that sites disturbing one acre or more of land have filed a Notice of Intent for permit coverage under the Construction General Permit.

ii. Implementation Level – Before approval and issuance of local grading permits, each Permittee shall perform the following:

(1) Review the site operator's/developer's erosion/pollution control plan or Stormwater Pollution Prevention Plan (SWPPP) to verify compliance with the Permittee's grading ordinance and other local requirements. Also review the site operator's/developer's erosion/pollution control plan or SWPPP to verify that seasonally appropriate and effective BMPs for the six categories listed in C.6.c.i. are planned;

(2) For sites disturbing one acre or more of soil, verify that the site operators/developers have filed a Notice of Intent for permit coverage under the Construction General Permit; and

(3) Provide construction stormwater management educational materials to site operators/developers, as appropriate.

C.6.e. Inspections

i. Task Description – Permittees shall conduct inspections to determine compliance with local ordinances (grading and stormwater) and determine the effectiveness of the BMPs in the six categories listed in C.6.c.i. in preventing the discharge of construction pollutants into the storm drain; and Permittees shall require timely corrections of all actual and potential discharges observed.

ii. Implementation Level

(1) **Wet Season Notification**

By September 1 of each year, each Permittee shall remind all site developers and/or owners disturbing one acre or more of soil, hillside projects, and high priority sites to prepare for the upcoming wet season.

(2) **Frequency of Inspections**

Inspections shall be conducted monthly during the wet season[12] at the following sites:

(a) All construction sites disturbing one or more acre of land;

(b) All hillside projects[13] (based on the Permittee's map of hillside development areas or criteria, or if the Permittee does not have a map of hillside development areas or criteria, those projects on sites with ≥15% slope) disturbing greater than or equal to 5,000 square feet; and

(c) High Priority Sites – Other sites determined by the Permittee or the Water Board as significant threats to water quality. In evaluating threat to water quality, the following factors shall be considered:

(i) Soil erosion potential or soil type;

(ii) Site slope;

[12] For the purpose of inspections, the wet season is defined as October through April, but sites need to implement seasonally appropriate BMPs in the six categories listed in C.6.c.i throughout the year.

[13] Effective July 1, 2016.

(iii) Project size and type;

(iv) Sensitivity or receiving waterbodies;

(v) Proximity to receiving waterbodies;

(vi) Non-stormwater discharges; and

(vii) Any other relevant factors as determined by the local agency or the Water Board.

(3) **Contents of Inspections**

Inspections shall focus on the adequacy and effectiveness of the site-specific BMPs implemented for the six categories listed in C.6.c.i. Permittees shall require timely corrections of all actual and potential problems observed. Inspections of construction sites shall include, but are not limited to, the following:

(a) Assessment of compliance with Permittee's ordinances and permits related to urban runoff, including the implementation and maintenance of the verified erosion/pollution control plan or SWPPP (from C.6.d.ii.(1));

(b) Assessment of the adequacy and effectiveness of the site-specific BMPs implemented for the six categories listed in C.6.c.i.;

(c) Visual observations for:

- actual discharges of sediment and/or construction related materials into storm drains and/or waterbodies.
- evidence of sediment and/or construction related materials discharges into storm drains and/or waterbodies.
- illicit connections, and
- potential illicit connections.

(d) Education on stormwater pollution prevention, as needed.

(4) **Tracking**

All inspections shall be recorded on a written or electronic inspection form. Inspectors shall follow the ERP for all actual and potential discharges discovered during the inspection.

Permittees shall track in an electronic database or tabular format all inspections. This electronic database or tabular format shall be made readily available during inspections and audits by the Water Board staff or its representatives. This electronic database or tabular format shall record the following information for each site inspection:

(a) Site name;

(b) Inspection date;

(c) Weather during inspection;

(d) Enforcement Response Level (Use ERP);

(e) Problem(s) observed using Illicit Discharge and the six BMP categories listed in C.6.c.i.;

(f) Resolution of Problems noted using the following three standardized categories: Problems Fixed, Need More Time, and Escalate Enforcement; and

(g) Comments, which shall include all Rationales for Longer Compliance Time, all escalation in enforcement discussions, and any other information that may be relevant to that site inspection.

iii. Reporting

(1) In the 2016 Annual Report, each Permittee shall certify the criteria it uses to determine hillside developments. If the Permittee is using maps of hillside developments areas or other written criteria, include a copy in the Annual Report.

(2) In the 2015-2016 Annual Report, each Permittee shall summarize the following information:

(a) Total number of active sites disturbing less than one acre of soil requiring inspection;

(b) Total number of active sites disturbing one acre or more of soil;

(c) Total number of inspections conducted;

(d) Number and percentage[14] of violations in each of the six categories listed in C.6.c.i.;

(e) Number and percentage[15] of each type of enforcement action taken as listed in each Permittee's ERP;

(f) Number of discharges, actual and those inferred through evidence, of sediment or other construction related materials;

(g) Number of sites with discharges, actual and those inferred through evidence, of sediment or other construction related materials;

(h) Number and percentage[16] of violations fully corrected prior to the next rain event but no longer than 10 business days after the violations are discovered or otherwise considered in a timely, though longer period; and

(i) Number and percentage[17] of violations not fully corrected 30 days after the violations are discovered.

(3) Beginning with the 2016-2017 Annual Report, each Permittee shall summarize the following information:

---

[14] Percentage shall be calculated as number of violations in each category divided by total number of violations in all six categories.

[15] Percentage shall be calculated as number of each type of enforcement action divided by the total number of enforcement actions.

[16] Percentage shall be calculated as follows: number of violations fully corrected prior to the goal of the next rain event but no later than 10 business days after the violations are discovered divided by the total number of violations for the reporting year.

[17] Percentage shall be calculated as follows: number of violations not fully corrected 30 days after the violations are discovered divided by the total number of violations for the reporting year.

(a) Total number of active hillside sites disturbing less than one acre of soil requiring inspection;

(b) Total number of active sites disturbing 1 acre or more of soil;

(c) Total number of active sites disturbing less than one acre of soil identified as High Priority sites in C.6.e.ii.(2)(c) requiring inspections;

(d) Total number of inspections conducted;

(e) Number of each type of enforcement action taken as listed in each Permittee's ERP;

(f) Number of illicit discharges, actual and those inferred through evidence, of sediment or other construction-related materials;

(g) Number of enforcement actions or discrete number of potential and actual discharges fully corrected prior to the next rain event, but no longer than 10 business days after the potential and actual discharges[18] are discovered or otherwise considered corrected in a timely, though longer period.

(4) In each Annual Report, each Permittee shall evaluate its respective electronic database or tabular format and the summaries produced in C.6.e.ii.(4) above. This evaluation shall include findings on the program's strength, comparison to previous years' results, as well as areas that need more focused education for site owners, operators, and developers the following year.

(5) The Executive Officer may require that the information recorded and tracked by C.6.e.ii.(4) be submitted electronically or in a tabular format. Permittees shall submit the information within 10 working days of the Executive Officer's requirement. Submittal of the information in tabular form for the reporting year is not required in each Annual Report, but it is encouraged.

C.6.f. Staff Training

i. Task Description – Permittees shall provide training or access to training for staff conducting construction stormwater inspections.

ii. Implementation Level – Permittees shall provide training at least every other year to municipal staff responsible for conducting construction site stormwater inspections. Training topics shall include information on correct uses of specific BMPs, proper installation and maintenance of BMPs, Permit requirements, local requirements, and the ERP.

iii. Reporting – Permittees shall include in each Annual Report the following information: training topics covered, dates of training, and the number of the Permittees' inspectors attending each training. If there was no training in that year, so state.

[18] Permittees who track by discrete potential and actual discharges shall report by discrete discharges. Permittees who track by enforcement actions shall report by enforcement actions.

Document No. 11-CW 02

INDUSTRIAL AND COMMERCIAL BUSINESS INSPECTION PLAN

June 2016

Prepared by:

Clean Water Program
City of Walnut Creek
1666 N. Main Street
Walnut Creek, CA 94596
Phone: (925) 256-3511

www.walnut–creek.org/cleanwater

TABLE OF CONTENTS

1. INTRODUCTION 1-3
   - 1.1 Goal of the Inspection Program 1-3
   - 1.2 Inspection Program Organization 1-3

2. IMPLEMENTATION OF THE INSPECTION PLAN 2-1
   - 2.1 Business Identification 2-1
   - 2.2 Identified/Targeted Business Types and Inspection Frequency 2-1
   - 2.3 Inspection Types 2-2
   - 2.4 Facility Inspections 2-2
   - 2.5 Education 2-4
   - 2.6 Enforcement 2-4
   - 2.7 Inspector Training 2-4
   - 2.8 Industry Outreach 2-4
   - 2.9 Reporting 2-5

3. SUMMARY 3-1

LIST OF TABLES

2-1 Businesses Types with the Potential to Discharge Pollutants of Concern

2-2 Inspection Frequency by Business Type

2-3 Summary of Inspection Types

LIST OF APPENDICES

2-1 Stormwater Inspection Report

2-2 Master Database of Facilities for Inspection

2-3 List of Facilities Scheduled for Inspection During Fiscal Year 2016-17

ACRONYMS AND ABBREVIATIONS

BMP	Best Management Practice
CCCWP	Contra Costa Clean Water Program
ERP	Enforcement Response Plan
MRP	Municipal Regional Permit
NOI	Notice of Intent
NOV	Notice of Violation
NPDES	National Pollutant Discharge Elimination System
Plan	Industrial and Commercial Business Inspection Plan
POC	Pollutant of Concern
Program	Contra Costa Clean Water Program
RWQCB	Regional Water Quality Control Board
SIC	Standard Industrial Classification

1. INTRODUCTION

This Industrial and Commercial Business Inspection Plan (Plan) is the mechanism the City of Walnut Creek implements to comply with section C.4 Industrial and Commercial Site Controls of the Municipal Regional Permit (MRP), Order No. R2-2015-0049. This Plan outlines specific steps the City of Walnut Creek will take to conduct an effective facility stormwater inspection, categorize and prioritize commercial and industrial sites within the City of Walnut Creek's jurisdiction based on the potential for pollutant exposure and set frequency of inspections to prevent and abate stormwater pollution. This Plan satisfies section C.4.b of the MRP.

1.1 Goal of the Inspection Program

The goal of the inspection program is to reduce pollutant and non-stormwater discharges to the storm drain system from industrial and commercial businesses through facility inspections and education. To achieve this goal, a multi-faceted approach has been developed to include the following tasks:

1. Identify businesses with high potential to generate stormwater pollution.
2. Develop and implement a systematic inspection program, including appropriate inspection prioritization and frequency.
3. Develop and distribute educational information to businesses about stormwater issues.
4. Develop an effective enforcement mechanism to achieve compliance with the local stormwater ordinance.
5. Implement a training program to create skilled inspectors capable of detecting and identifying pollutants at the source.
6. Conduct focused outreach activities to targeted industrial and commercial sectors.
7. Prepare reports to document inspection activities.
8. Analyze trends and update the Plan annually, if necessary, to improve the inspection program.

1.2 Inspection Program Organization

The Central Contra Costa Sanitary District (the District) is responsible for conducting stormwater inspections for the City of Walnut Creek. The primary person for overseeing the inspection program for the City of Walnut Creek is:

NPDES Program Manager
Public Works Department – Clean Water Program
Phone: (925) 256-3511
Fax: (925) 256-3550

2. IMPLEMENTATION OF THE INSPECTION PLAN

This section provides the mechanism to implement the Plan.

2.1 Business Identification

A countywide and regional analysis of businesses was conducted during the Contra Costa Clean Water Program's (Program) first permit period (1993-1998). This effort identified a base-line universe of industrial and commercial businesses with high potential to cause stormwater pollution ("Identified/Targeted Business"). In addition, the Program conducted a study and developed a report in 2004 of businesses that generate pollutants of concern. Please refer to the *Pollutants of Concern Source Assessment Report by the Contra Costa Clean Water Program, July 1, 2004*. The City of Walnut Creek employs the following methods to identify new businesses and keep the Identified/Targeted Business Listing up to date:

- Annual reviews of its business license database by Standard Industrial Code (SIC);
- Plan reviews conducted by the Planning, Building and Engineering Divisions;
- Central Contra Costa Sanitary District's permitted facility database and, where applicable, plan reviews for plumbing changes;
- Industrial Facilities listed in the State Water Board's Stormwater Multiple Application and Report Tracking System (SMARTS); and
- Listing of businesses having certain functional aspects as described in Provision C.4.b.ii of the MRP.

Businesses are also identified through inspector call out (e.g., Grand Opening signs, observations of neighboring business while conducting nearby inspections, complaints).

2.2 Identified/Targeted Business Types and Inspection Frequency

Business types identified as having high potential to cause stormwater pollution in the City of Walnut Creek's jurisdiction include the following:

- Industrial facilities
- Vehicle salvage yards
- Metal and other recycled materials collection facilities, and waste transfer facilities
- Vehicle mechanical repair, maintenance, fueling, or cleaning facilities
- Building trades central facilities or yards, corporation yards

- Nurseries and greenhouses
- Building material retailers and storage
- Plastic manufacturers
- Other facilities designated by the City or Regional Water Board

The municipalities use the Pollutant of Concern (POC) process outlined in the Program's *Draft Pollutants of Concern Pollution Prevention and Control Measures Plan, December 2004* [POC Plan] to assist in evaluating the types of businesses identified as targeted for inspections under this program. **Table 2-1** summarizes the business types with the potential to discharge pollutants of concern. The list of POCs is identified by the Program's POC Plan. The City of Walnut Creek's goal is to inspect all Identified/Targeted Businesses within its jurisdiction at least once every five (5) years. **Table 2-2** describes specific business types that are subject to inspection at more frequent intervals based on several factors. These factors include, but are not limited to:

- Pollutants of concern onsite,
- High personnel turnover rates,
- Facility location proximity to sensitive water bodies,
- Violation history, and
- High volume of potentially hazardous substances used on a regular basis.

2.3 Inspection Types

Three types of inspections will be conducted – routine inspections, priority inspections and "call-out" inspections. "Routine" inspections are conducted at Identified/Targeted Businesses at a minimum of once every five (5) years. "Priority" inspections are conducted at businesses that require inspections annually to ensure they are operating in compliance with the City of Walnut Creek Stormwater ordinance. One example of a "priority" inspection is if a business shows evidence of active non-stormwater pollutant discharges during a routine inspection and gets cited with a Notice of Violation (described in the ERP), it is subject to "priority" inspection at least once the following year after compliance is achieved. "Call-out" inspections are conducted as needed following reported or referred non-stormwater discharge or pollutant exposure. **Table 2-3** describes the types of inspection that are performed.

2.4 Facility Inspections

Facility inspections are conducted to determine the business is complying with local stormwater ordinance and the requirements MRP or East Contra Costa Permit. Inspections include but are not limited to the following:

- Prevention of stomwater runoff pollution or illicit discharge by implementing appropriate BMPs;
- Visual observation for evidence of unauthorized discharges, illicit connections, and potential discharge of pollutants to stormwater;
- Noncompliance with the City's ordinance and the MRP; and
- Verification of coverage under the Industrial General Permit, if applicable.

An inspector designated by the City of Walnut Creek will visit a business facility. The inspector will provide identification and review the business operation, current documentation of employee stormwater training, maintenance and discharge practices with the on-site facility representative. The inspector will interview the business staff and conduct a visual inspection to evaluate the potential for stormwater pollution to occur and to determine if the operations are complying with the City of Walnut Creek's Stormwater ordinance. The following areas are inspected, at a minimum:

- Outdoor process/manufacturing areas
- Outdoor material storage areas
- Outdoor waste storage and disposal areas
- Outdoor vehicle and heavy equipment storage and maintenance areas
- Outdoor parking areas and access roads
- Outdoor wash areas
- Mobile cleaning (contractor) practices
- Outdoor drainage from indoor areas (e.g., hosing indoor floors,dumping mop water)
- Stormwater conveyance system maintenance
- Roof top equipment
- Contaminated and erodible surface areas
- Emergency response practices (e.g., hazardous waste spill response)
- Other areas (such as loading and unloading facilities, warehouse facilities, and rooftop downspouts).

If any problems or areas of concern are identified, the inspector will notify the facility representative and discuss potential solutions. If a stormwater violation is identified, the inspector will notify the facility representative in writing and follow the procedures as outlined in the Enforcement Response Plan (ERP). The ERP document will also be used to instruct the representative to take corrective action and to establish a correction schedule to solve the problem or violation. If an active discharge is observed the inspector may collect samples and have them analyzed for appropriate parameters.

The inspector may also take photographs to document violations and obtain copies of documents as needed to record the compliance status of the business with the City's Stormwater ordinance. An exit interview is conducted with the facility representative following each inspection.

Individual inspections are documented using the Stormwater Inspection Report Form (**Appendix 2-1**) or its equivalent.

2.5 Education

Inspectors distribute and discuss appropriate educational and BMP materials with the facility representative during an inspection. These materials will serve a dual purpose – to educate businesses and provide a narrative standard that may be utilized in cases where enforcement of ordinances is required. Distribution of educational materials is documented on the inspection form. Education of the City's Stormwater management program is ongoing from the initial inspection though any potential enforcement actions.

2.6 Enforcement

Enforcement protocol is explained in the City of Walnut Creek's ERP. Please refer to the ERP for specific enforcement guidance when the City determines a facility is in violation of the stormwater regulations.

2.7 Inspector Training

The City of Walnut Creek will conduct annual training, which may be through local efforts or through the Program's workshops, to ensure effective and consistent inspections. This training will include all training topics required by the MRP. Training may be conducted by industry representatives, inspectors from sister agencies, and include informational updates from stormwater inspectors at various agencies. Additional training on new regulations is conducted as needed. Inspectors may also attend in-house training, regional conferences, etc., as appropriate to improve their skills. Records of employee training are maintained by the City of Walnut Creek's Public Works Department.

2.8 Industry Outreach

The City of Walnut Creek will conduct outreach activities to target businesses that are potential stormwater polluters and educate facility owners/operators about stormwater regulations and how stormwater pollution can be minimized. These efforts should include locally licensed mobile businesses, and businesses who contract with mobile businesses (e.g., grocery store cart cleaner). Such outreach activities may be conducted for individual businesses or a group of businesses. The City may also participate in Program activities that target specific industry groups. For example, the

Program works with the Green Business Program that provides certification for businesses that go beyond compliance with stormwater and other environmental regulations.

2.9 Reporting

The City of Walnut Creek will report its inspection activities on an annual basis in the City's annual report that is submitted to the Water Board, and will also be used to periodically evaluate the inspection program. The City of Walnut Creek will include in their annual report as required in the MRP: an annually updated list of all industrial and commercial facilities require inspections due to their potential to cause stormwater pollution as identified in Section 2.2 of this Plan.

Although not submitted with the Annual Report, but as required by the MRP, the City of Walnut Creek will maintain or have readily available from the contracting agency a database of all facilities inspected including the name and address of the business and local business operator, a brief description of business activity including SIC code, inspection priority and inspection frequency, and if coverage under the Industrial General Permit is required. A list of those facilities schedule for inspection during the upcoming fiscal year is added to **Appendix 2-3** each year. The previous years' inspection lists shall also remain in **Appendix 2-3**.

3. SUMMARY

The goal of the stormwater inspection program is to reduce pollutants and non-stormwater discharges to the storm drain system from industrial and commercial businesses through facility inspections and education. This Plan is used as a framework to implement the inspection program. If necessary, modifications to this Plan are made annually.

Table 2-1
BUSINESSES TYPES WITH THE POTENTIAL TO DISCHARGE POLLUTANTS OF CONCERN

Pollutant of Concern (POC)	Businesses with the Potential to Discharge POCs
Chlordane	Commercial retail, contaminated sites.
Copper	Architectural applications, discharges from pools, spas, and fountains, copper-based pesticide applications, metal finishing and electroplating facilities, automobile brake pad debris (auto bodies), vehicle dismantlers and scrap yards, construction site soil erosion, vehicle services, mobile cleaners.
DDT (dichlorodiphenyltrichloroethane)	Improper disposal of unused stocks of pesticide products, contaminated sites.
Diazinon	Improper disposal of unused stocks of pesticide products, contaminated sites.
Dieldrin	Improper disposal of unused stocks of pesticide products, contaminated sites.
Dioxin	Wood and trash burning facilities, refineries, current and historic medical and municipal waste incineration facilities, nurseries and other facilities that have herbicides.
Mercury	Industrial buildings, dental offices, metal finishing and electroplating facilities, crematories, cement processing, secondary steel smelters, petroleum refineries emissions, household hazardous waste facilities.
Nickel	Metal finishing and electroplating facilities, soil erosion from construction sites.
PCBs (polychlorinated biphenyls)	Facilities with PCB-laden materials and equipment on site.
Sediment	Nurseries, quarries, masonries, construction sites.

Table 2-2
INSPECTION FREQUENCY BY BUSINESS TYPE

Business Type	Inspection Frequency			
	Annual	**1-2 Years**	**2-3 Years**	**Once Every Five Years**
Notice of Intent (NOI) Facilities	X			
Community/Commercial Pools				X
Priority Inspection (to ensure business maintains compliance after a citation)	X			
Pretreatment Permitted Facilities	X			
Vehicle Service Facilities (General)				
Oil Change Shops				X
Auto Body Shops				X
with wash pad				X
without wash pad				X
Fleet Operations				X
Retail Car Washes				X
Food Service Facilities				
Fast Food Restaurants				X
Full Service Restaurants				X
Embedded Food Services (cafeteria, deli, etc.)				X
Grocery Stores				X
Retail Gas Outlets				X
Plant Nurseries and Greenhouses				X
Golf Courses (Food/Vehicle Operations/ Grounds)				X
Manufacturing Facilities				X

Business Type	Inspection Frequency			
	Annual	**1-2 Years**	**2-3 Years**	**Once Every Five Years**
Building Trades Central Facilities or Yards				X
Corporation Yards				X
Waste Transfer Facilities				X
Building Material Retailers and Storage				X
Mobile Businesses				X
Special Study Areas/Projects				X
Other				

TABLE 2-3
SUMMARY OF INSPECTION TYPES

Inspection Type	Minimum frequency
"Routine" Inspection	Once every 5 years
"Priority" Inspection	Annually (for following up on enforcement actions until compliance is achieved; then once every 5 years or a 'routine' inspection)
"Call-out" Inspection	As needed

APPENDIX 2-1: Stormwater Inspection Report

Inspection date

Facility name	Site address	City	Zip Code

Primary contact name and title	Phone number	Inspector name

Secondary contact name and title	Phone number	Inspector name

Property owner	Mailing address	City	Zip code

City permit number	SIC code		Parcel #	Stormwater facility type
	SIC code			☐ Residential ☐ Restaurant
# of employees	**Days of operation**		**Hours of operation**	☐ Vehicle Service Facility ☐ Other (see below)

Type of business or operation / major activity

Inspection type	Enforcement action	#	Follow-up inspection required?
❑ Routine	❑ Warning Notice ❑ Notice of Violation		❑ Yes ❑No

❑Investigation / call-out ❑Enforcement follow-up or priority inspection	❑ Referral Notice (note referral agency): _____		Sample collected?	Sample #
			❑Yes ❑No	

Site Map (optional): Sketch inspection site showing major site features, e.g.; buildings, outdoor storage areas, storm drain inlets, creeks, illicit discharge / connection location, etc.

Initial observations / changes since last inspection:

Stormwater Permit Status (choose one only):

- ❑ Facility has filed a Notice of Intent (NOI): ❑ Yes ❑ No WDID # _____
  Facility has filed a No Exposure Certification (NEC): ❑ Yes ❑ No
- ❑ Facility is not covered and does not appear to need coverage ❑ Yes ❑ No
- ❑ Facility not covered but may require coverage: ❑ Yes ❑ No
- ❑ Facility has an individual NPDES permit: Permit # _____

Stormwater Inspection:

Illicit connections discovered? **If Yes, describe under Deficiencies / Observations**	❑ **Yes** ❑ **No**

Areas of Activity	**N/A**	**BMPs**				**Pollutant exposure**	**Illicit discharge**	**Deficiencies / Observations** **Enter code for Pollutant Type in boxes below and briefly describe**. (Additional space on back page)
		Any in		**Appear Effectiv**				
		Yes	**No**	**Yes**	**No**			
INDOORS								
a. floor cleaning								❑ ❑
b. equipment cleaning								❑ ❑
c. manufacturing, residues and spills								❑ ❑
OUTDOORS								
a. outdoor process/mfg areas								❑ ❑
b. outdoor material storage areas								❑ ❑
c. outdoor waste storage/disposal areas								❑ ❑
d. outdoor vehicle and heavy equipment								❑ ❑
e. outdoor parking areas and access roads								❑ ❑

Areas of Activity	N/A	BMPs				Pollutant exposure	Illicit discharge	Deficiencies / Observations **Enter code for Pollutant Type in boxes below and briefly describe**. (Additional space on back page)
		Any in place?		Appear Effective?				
		Yes	No	Yes	No			
f. outdoor wash areas								❑ ❑
g. mobile cleaning (contractor) practices								❑ ❑
h. outdoor drainage from indoor areas								❑ ❑
i. stormwater conveyance system								❑ ❑
j. rooftop equipment								❑ ❑
k. contaminated and erodible surface areas								❑ ❑
l. emergency response practices								❑ ❑
m. other (describe)								❑ ❑

Pollutant Type: (enter number in boxes above - use more than one code if necessary)

1. **Construction materials**
2. **Sewage**
3. **Food waste**
4. **Automotive fluids**
5. **Fuels**
6. **Hazardous waste**
7. **Yard waste**
8. **Litter**
9. **Other (specify next to box)**

Additional Deficiencies / Observations:

Educational materials distributed:

Quantity	Type
_____	_____
_____	_____
_____	_____
_____	_____

APPENDIX 2-1 (continued)

Instructions for completing the Stormwater Inspection Report
Revised October 2014

Inspection Report Field		Instructions
Inspection Date		Write the date of the inspection.
Facility Name		Write the name of the facility.
Site Address		Write the street address of the site.
City		Write the city the site is located.
Zip Code		Write the zip code of the site.
Primary contact name and title		Write the name and title of the primary contact at the site.
Phone number		Write the phone number of the primary contact.
Inspector name		Write the name of the inspector that met with the primary contact.
Secondary contact name and title		If applicable, write the name/title of a secondary contact at the site. Secondary contact is used when the primary contact is not available
Phone number		Write the phone number of the secondary contact.
Inspector name		If applicable, write the name of a second inspector that met with *either* contact persons.
Property owner		If different from the primary or secondary contact person, write the name of the property owner. OR indicate whether the property owner is either the primary or secondary contact.
Mailing address, City, Zip code		Write the mailing address, city, and zip code of the property owner if different from the site address.
City Permit number		To be used by city staff to indicate a permit number such as a business license, etc.
SIC code (two fields)		Write the SIC code(s) that best describes the *activities* conducted at the site.
Parcel #		Write the county assessor's parcel number of the site.
# of employees		Write the total number (or range) of employees that work at the site.
Days of operation		Write the days (Sunday through Saturday) the site is in operation.
Hours of operation		Write the range of hours the site is in operation; include *all* shifts.
Stormwater facility type		Check *one* of the following boxes:
	Residential	- the site of the inspection is residential (in response to an illicit discharge investigation or call-out)
	Restaurant	- the site is a food service facility[1] or restaurant
	Vehicle Service Facility	- the site is a vehicle service facility
	Other (see below)	- the site is not one of the other three previous selections; describe the type of business in the "Type of business or operation / major activity" field below

[1] *This can include other commercial facilities that also provide food service (e.g. hotel).*

Instructions for completing the Stormwater Inspection Report (continued)

Inspection Report Field		Instructions
Type of business or operation / major activity		Describe the business activity (if not residential, vehicle service, or a restaurant).
Inspection type		Check *one* of the following boxes:
	Routine	- the inspection is the routine, regularly scheduled inspection
	Investigation / call-out	- the inspection is in response to an illicit discharge report or referral call (from the public, another agency, another department, etc.)
	Compliance verification	- the inspection is a follow-up to confirm the site's progress since the last inspection
	Enforcement follow-up (1-year)	- the inspection is the next year follow-up at a site with enforcement activities during the last inspection
Enforcement action		Check *all* of the boxes that apply:
	Warning Notice	- the site is issued a Warning Notice
	Notice of Violation	- the site is issued a Notice of Violation
	Referral Notice (note referral agency)	- the inspection report or a separate referral notice should be referred to another regulatory agency (e.g., Regional Board, POTW, HazMat, Fire Department, etc.) Note the primary referral agency.
#		Indicate the number that identifies the enforcement action.
Follow-up inspection required?		Check whether or not a follow-up inspection is required. Enforcement follow-up is documented on the Warning Notice or Notice of Violation.
Sample collected?		Check whether or not a sample was taken. (e.g., stormwater discharge, process discharge, an unidentified non-stormwater discharge)
Sample #		Describe the identifying sample number for future reference.
Initial observations / changes since last inspection		Indicate whether there have been any changes to the site's status of compliance since the last inspection. For example, if this is a follow-up inspection, were the BMPs effective? Were the requirements implemented? Has the facility achieved compliance? Write any comments, notes, observations, or recommendations.
Site map		This is optional but could be used to record the map site features. Recording the location of illicit connections (if known) may be useful for follow-up inspections.

Instructions for completing the Stormwater Inspection Report (continued)

Inspection Report Field		Instructions
Stormwater Permit Status		Check *one* of the following boxes:
	Facility has filed NOI or NEC	- the site has submitted a Notice of Intent (NOI) to comply with the California Industrial General Permit or submitted a No Exposure Certification (NEC) application and appears to meet the No Exposure criteria. In either case, write the waste discharger identification number (WDID). The WDID appears at the top of all correspondence from the State or Regional Boards (e.g., annual report forms, invoice for annual permit fee)
	Facility is not covered and does not appear to need coverage.	- the facility <u>does not</u> appear to fit under one of the eleven industrial categories that must obtain coverage under a permit for stormwater discharges
	Facility is not covered but may require coverage.	- the facility <u>does</u> appear to fit under one of the eleven industrial categories that must obtain coverage under a permit for stormwater discharges; AND - has not filed a NOI or NEC obtained coverage under an individual permit. Refer to draft guidance that follows this inspection form.
	Facility has an individual NPDES permit; Permit #	- the facility has obtained an individual stormwater permit write the permit number.

Instructions for completing the Inspection Report (continued)

Inspection Report Field			Instructions
Illicit connections discovered?			Check Yes or No depending on whether an illicit connection to the storm drain was discovered. Further descriptive information should be included in Deficiencies / Observations.
Indoor/Outdoor Areas of Activity			Respond to each activity area listed. Either check "N/A" or complete the "BMP" and "Type of Discharge" information.
	N/A - Not Applicable		Check box if the site does not have that activity area. Go to the next activity area. OR Check box if there is no reasonable potential for pollutant discharge to the storm drains from this area. Go to the next activity area.
	Best Management Practice - BMP		For each activity area at the site, answer the first question ("In Place?"). Answer the second question ("Effective?") only if the answer to the first question is "Yes".
		In place?	- Does the facility appear to implement BMPs that prevent pollutant discharge to stormwater? Check "Yes" or "No".
		Appear effective?	- If the facility does implement BMPs, do the BMPs appear to be effective at preventing pollutant discharge to stormwater? Check "Yes" or "No".
	Type of Discharge		Describe the type(s) of pollutant discharge from each applicable activity area.
		Pollutant exposure	Check if the activity may lead to a pollutant discharge to the storm drain because pollutants are exposed to stormwater runoff.
		Illicit discharge	Check if the pollutant discharge to the storm drain is a non-stormwater discharge which is not exempted by ordinance.[1] Indicate under Deficiencies / Observations whether or not the non-stormwater discharge was occurring at the time of the inspection.
Deficiencies / Observations *and* Additional Deficiencies / Observations			Continue any comments from "Initial observations / changes since last inspection" field from page 1. Write any deficiencies noted, comments, notes, observations, recommendations. Indicate the pollutant type in the box.
Educational materials distributed			Indicate the quantity and type (title) of the educational materials given out during the inspection.

[1] *Non-stormwater discharges which are conditionally exempted (please refer to the NPDES permit for specific criteria) include: discharges in compliance with an NPDES permit; properly managed water line flushing and other discharges from potable water sources; landscape irrigation and lawn watering; irrigation water; diverted stream flows; groundwater infiltration to storm drains; uncontaminated pumped groundwater percolation and footing drains; water from crawl space sumps; air conditioning condensate; springs; individual residential car washing; flows from riparian habitats and wetlands; dechlorinated swimming pool discharges; and flows from firefighting.*

APPENDIX 2-2: Master Database of Facilities for Inspection

Potential Facilities Inventory in Walnut Creek

As of August 2016

Name	Address	City	Program Category
Atria Montego Heights	1400 Montego Drive	Walnut Creek	Assisted Living
Atria Valley View	1228 Rossmoor Parkway	Walnut Creek	Assisted Living
Byron Park Retirement	1700 Tice Valley Blvd	Walnut Creek	Assisted Living
Carnelian Retirement	2380 Warren Road	Walnut Creek	Assisted Living
Harmony Home Care	1621 Third Ave	Walnut Creek	Assisted Living
Heatherwood	1315 Mt Pisgah Road	Walnut Creek	Assisted Living
Heritage Pointe Senior Apartment Homes	1785 Shuey Ave	Walnut Creek	Assisted Living
Kensington Place	1580 Geary Road	Walnut Creek	Assisted Living
Kindred Nursing And Rehabilitation	1449 Ygnacio Road	Walnut Creek	Assisted Living
Kindred Transitional Care and Rehabilitation	1224 Rossmoor Parkway	Walnut Creek	Assisted Living
Manor Care	1226 Rossmoor Parkway	Walnut Creek	Assisted Living
Manor Care	1975 Tice Valley Blvd	Walnut Creek	Assisted Living
Sunrise Assisted Living	2175 Ygnacio Valley Road	Walnut Creek	Assisted Living
Tampico Terrace	130 Tampico Way	Walnut Creek	Assisted Living
Tiffany Court	1866 San Miguel Drive	Walnut Creek	Assisted Living
Walnut Creek Willows Assisted Living	2015 Mt Diablo Blvd	Walnut Creek	Assisted Living
Arties Countrywood Lounge	2068 Treat Blvd B	Walnut Creek	Bar Only
Buon Vino	1545 Locust Street	Walnut Creek	Bar Only
Calicraft Brewing Company	2700 Mitchell Drive B	Walnut Creek	Bar Only
Casa Belicoso Cigar Lounge	2540 N Main Street	Walnut Creek	Bar Only
Club 1220	1220 Pine Street	Walnut Creek	Bar Only
Ol Beercafe And Bottleshop	1541 Giammona Drive	Walnut Creek	Bar Only
Spoontonic Lounge	2580 N Main Street	Walnut Creek	Bar Only
Cooks Collision	1414 Pine Street	Walnut Creek	Body Shop
Cooks Collision	2659 N Main Street	Walnut Creek	Body Shop
Dent Wizard	1300 Pine Street	Walnut Creek	Body Shop
E-tech Collision	2141 N Broadway	Walnut Creek	Body Shop
Jim's California Auto Body, Inc.	2645 N Main Street	Walnut Creek	Body Shop
Mike Rose's Auto Body, Inc.	2140 N Broadway Blvd	Walnut Creek	Body Shop
Mike Rose's Auto Body, Inc.	2288 N Main Street	Walnut Creek	Body Shop
Miracle Auto Painting	1075 Boulevard Way	Walnut Creek	Body Shop
New Colors Automotive	2100 N Main Street	Walnut Creek	Body Shop
Parker Robb Collision Center Body Shop	1750 Locust Street	Walnut Creek	Body Shop
Enterprise Rent-A-Car	2679 N Main Street	Walnut Creek	Car Rental
Hertz Local Edition	2266 N Main Street	Walnut Creek	Car Rental
Autopia Car Wash	2172 N Main Street	Walnut Creek	Car Wash/Det.
Cooks Collision	1367 Pine Street	Walnut Creek	Car Wash/Det.
Lil Bear Car Wash	604 Ygnacio Valley Road	Walnut Creek	Car Wash/Det.
Main Street Wash & Detailing	2042 N Main Street	Walnut Creek	Car Wash/Det.
Oc Detailing	2145 N Broadway	Walnut Creek	Car Wash/Det.
Walnut Creek Car Wash	2965 N Main Street	Walnut Creek	Car Wash/Det.

Potential Facilities Inventory in Walnut Creek

As of August 2016

Name	Address	City	Program Category
Walnut Creek Honda Detail Center	1410 Arroyo Way	Walnut Creek	Car Wash/Det.
CCCSD - CSO	1250 Springbrook Road	Walnut Creek	CCCSD
CCCSD - Vehicle Shop	1266 Springbrook Road	Walnut Creek	CCCSD
Advanced Vehicle Outfitters	1410 Lesnick Lane #C	Walnut Creek	Commercial
Animal Rescue Foundation	2890 Mitchell Drive	Walnut Creek	Commercial
Barbeque Galore	1539 Botelho Drive	Walnut Creek	Commercial
Build-tek	1528 2nd Ave	Walnut Creek	Commercial
C & L Lawnmower	2327 Boulevard Circle	Walnut Creek	Commercial
C&M Party Props	1942 Mt Diablo Blvd	Walnut Creek	Commercial
Century 14	1201 Locust Street	Walnut Creek	Commercial
Club Sport Valley Vista	3737 Valley Vista Road	Walnut Creek	Commercial
Creekside Spa & Salon	1377 Newell Ave	Walnut Creek	Commercial
Environmental Management Services Inc	150 N Wiget Lane 101	Walnut Creek	Commercial
Forma Gym	1908 Olympic Blvd	Walnut Creek	Commercial
Kaiser Data Center	25 N Via Monte Blvd	Walnut Creek	Commercial
Kaiser Data Center	501 Lennon Lane	Walnut Creek	Commercial
Lafayette Woodworking	1515 Third Ave	Walnut Creek	Commercial
North Main Pet Lodge	2818 N Main Street	Walnut Creek	Commercial
Pacific Medical	190 N Wiget Lane	Walnut Creek	Commercial
Plaza Escuela	Locust Street	Walnut Creek	Commercial
San Miguel Center	1250 Newell Ave	Walnut Creek	Commercial
Signworks	1539 Third Ave #A	Walnut Creek	Commercial
Walgreens	2900 N Main Street	Walnut Creek	Commercial
Walnut Creek Customs	2145 N Broadway	Walnut Creek	Commercial
Walnut Creek Printing Company	1575 Third Ave	Walnut Creek	Commercial
Bohannan Concrete	1561 Third Ave	Walnut Creek	Contractor
Engineered Soil Repairs, Inc.	1267 Springbrook Road	Walnut Creek	Contractor
Cardinal Dental Laboratory	1844 San Miguel Drive #315	Walnut Creek	Dental Lab
Hockel Dental Laboratory	2651 Oak Grove Road	Walnut Creek	Dental Lab
Kainos Dental Laboratory	1844 San Miguel Drive #308B	Walnut Creek	Dental Lab
Millennium Dental Laboratory	2021 Ygnacio Valley Road A1	Walnut Creek	Dental Lab
Village Goldsmith	1270 Springbrook Road E	Walnut Creek	Dental Lab
American Dry Cleaning	2400 Olympic Blvd 8	Walnut Creek	Dry Cleaner
Americlean Cleaners	1545 Palos Verdes Mall	Walnut Creek	Dry Cleaner
Classic Cleaning	1350 Mt Diablo Blvd	Walnut Creek	Dry Cleaner
Dutch Girl Cleaners	2094 Mt Diablo Blvd	Walnut Creek	Dry Cleaner
Herald Cleaners	1525 Cypress Street	Walnut Creek	Dry Cleaner
Hosanna 1 Hour Cleaners	1280 Newell Ave C	Walnut Creek	Dry Cleaner
Major Town Cleaners	2918 N Main Street	Walnut Creek	Dry Cleaner
Marshall Steel Cleaners	1297 Parkside Drive	Walnut Creek	Dry Cleaner
My Buddy Cleaners	1950 Mt Diablo Blvd 2	Walnut Creek	Dry Cleaner

Potential Facilities Inventory in Walnut Creek

As of August 2016

Name	Address	City	Program Category
New Fashion Cleaners	581 Ygnacio Valley Road	Walnut Creek	Dry Cleaner
Norge Valley Cleaners	1557 Palos Verdes Mall	Walnut Creek	Dry Cleaner
Premium Cleaners	1865 Ygnacio Valley Blvd	Walnut Creek	Dry Cleaner
Sparklizing Cleaners	1958 Tice Valley Blvd	Walnut Creek	Dry Cleaner
St Paul Cleaners	1381 E Newell Ave	Walnut Creek	Dry Cleaner
Varella Cleaners	2857 Ygnacio Valley Road	Walnut Creek	Dry Cleaner
Vogue Cleaners	1256 Civic Drive	Walnut Creek	Dry Cleaner
Vogue Cleaners	1552 Newell Ave	Walnut Creek	Dry Cleaner
Lindsay Wildlife Museum	1931 First Ave	Walnut Creek	Education
All Area Towing	1520 Third Ave D	Walnut Creek	Fleet Operations
Budget Car and Truck Rental	2654 N Main Street	Walnut Creek	Fleet Operations
California Army National Guard	1800 Carmel Drive	Walnut Creek	Fleet Operations
Caltrans Walnut Creek East	2616 N Main Street	Walnut Creek	Fleet Operations
Caltrans Walnut Creek West	2581 N Main Street	Walnut Creek	Fleet Operations
City of Walnut Creek Corporation Yard	511 Lawrence Way	Walnut Creek	Fleet Operations
EBMUD	2658 N Main Street	Walnut Creek	Fleet Operations
U.S. Postal Service Vehicle Maintenance Fa	2070 N Broadway	Walnut Creek	Fleet Operations
1515 Restaurant Lounge	1515 N Main Street	Walnut Creek	Food Service
1990 Cafeteria	1990 N California Blvd #140	Walnut Creek	Food Service
360 Gourmet World Grill	1558 Newell Ave	Walnut Creek	Food Service
54 Mint - Il Forno	1686 Locust Street	Walnut Creek	Food Service
A Sweet Affair Bakery	1815 Ygnacio Valley Road #F	Walnut Creek	Food Service
A Sweet Affair Bakery	2001 N Main Street 150	Walnut Creek	Food Service
Adega Wine Bar	1376 N Main Street	Walnut Creek	Food Service
Alborz Persian Cuisine	1829 Mt Diablo Blvd	Walnut Creek	Food Service
All Star Donuts	2054 Treat Blvd #A	Walnut Creek	Food Service
Applebee's	2819 Ygnacio Valley Road	Walnut Creek	Food Service
Auntie Ann's Pretzels	627 Capwell Lane	Walnut Creek	Food Service
Babalou's Mediterranean	1645 Bonanza Street	Walnut Creek	Food Service
Babushka European Restaurant & Deli	1475 Newell Ave	Walnut Creek	Food Service
Bagel Street Café	2975 Ygnacio Valley Road	Walnut Creek	Food Service
Baja Fresh	1251 S California	Walnut Creek	Food Service
Black Bear Diner	700 Bancroft Road	Walnut Creek	Food Service
Blu 42 Sports Lounge And Grill	1251 Arroyo Way	Walnut Creek	Food Service
Blush Organic Yogurt	1345 Newell Ave B	Walnut Creek	Food Service
Bombay Indian Restaurant	1512 N Main Street	Walnut Creek	Food Service
Boudin SF	12 Broadway Lane 1000	Walnut Creek	Food Service
Buckhorn Grill	1171 Locust Street	Walnut Creek	Food Service
Burger King #4516	1799 N Broadway	Walnut Creek	Food Service
Burger King #6579	2855 N Main Street	Walnut Creek	Food Service
Buttercup Grill	660 Ygnacio Valley Road	Walnut Creek	Food Service

Potential Facilities Inventory in Walnut Creek

As of August 2016

Name	Address	City	Program Category
Cactus Café	1450 Treat Blvd	Walnut Creek	Food Service
Cactus Café Towers	1277 Treat Blvd	Walnut Creek	Food Service
Café Cup Express	205 Lennon Lane	Walnut Creek	Food Service
Café Duzni	1981 N Broadway Road	Walnut Creek	Food Service
Café La Scala	1655 N Main Street	Walnut Creek	Food Service
Café Pica Deli	1644 N Broadway	Walnut Creek	Food Service
Caffe California	100 Pringle Ave	Walnut Creek	Food Service
California Pizza Kitchen	1500 Newell Ave B	Walnut Creek	Food Service
Capital One Café	1139 S Main Street C1&C2	Walnut Creek	Food Service
Caspers Hot Dogs	1280 Newell Ave A	Walnut Creek	Food Service
Chalogy	1349 Locust Street	Walnut Creek	Food Service
Cheese Steak Shop, Inc.	1626 Cypress Street	Walnut Creek	Food Service
Chick-fil-a	2750 N Main Street	Walnut Creek	Food Service
China Palace	2932 N Main Street	Walnut Creek	Food Service
China Village Restaurant	1841 Ygnacio Valley Road	Walnut Creek	Food Service
Chipotle Mexican Grill	1158 Locust Street	Walnut Creek	Food Service
Cinco De Mayo	1372 Locust Street	Walnut Creek	Food Service
Citra Grill	1550 Olympic Blvd	Walnut Creek	Food Service
Cocola Bakery	126 Broadway Lane 1040	Walnut Creek	Food Service
Coffee Shop Worldwide Roasts	1321 Locust Street	Walnut Creek	Food Service
Corners Tavern	1342 Broadway Plaza	Walnut Creek	Food Service
Cream	1372 N Main Street 101	Walnut Creek	Food Service
Creekside Events Center	1021 Stanley Dollar Drive	Walnut Creek	Food Service
Creekside Patio	1010 Stanley Dollar Blvd	Walnut Creek	Food Service
Crepes Ooh La La	1548 Locust Street	Walnut Creek	Food Service
Crogan's Bar & Grill Inc	1387 Locust Street	Walnut Creek	Food Service
Dan's Bar	1524 Civic Drive	Walnut Creek	Food Service
Deli Delight	325 N Wiget Lane 100	Walnut Creek	Food Service
Denica's Café	2280 Oak Grove Road B	Walnut Creek	Food Service
Do Sit Thai Cuisine	1520 Palos Verdes Mall	Walnut Creek	Food Service
Domino's Pizza	2521 N Main Street	Walnut Creek	Food Service
Dragon's Pond	1353 Locust Street	Walnut Creek	Food Service
Dunkin' Donuts	1250 Newell Ave K	Walnut Creek	Food Service
Edible Arrangements	1544 Newell Ave	Walnut Creek	Food Service
Elks Lodge #1811	1475 Creekside Drive	Walnut Creek	Food Service
Evie's Hamburgers	2861 Ygnacio Valley Road	Walnut Creek	Food Service
Extreme Pizza	1630 Cypress Street	Walnut Creek	Food Service
Finish Line Café	1600 S Main Street 102	Walnut Creek	Food Service
Fleming's Prime Steakhouse And Wine Bar	1685 Mt Diablo Blvd	Walnut Creek	Food Service
Forever Yogurt Bee And Tea	2905 N Main Street	Walnut Creek	Food Service
Fraedo's Café	1646 N California Blvd 110	Walnut Creek	Food Service

Potential Facilities Inventory in Walnut Creek

As of August 2016

Name	Address	City	Program Category
Freebirds World Burrito	1512 Geary Road	Walnut Creek	Food Service
Fresh Choice, Inc.	1275 S Main Street	Walnut Creek	Food Service
Frosting Bake Shop	1288 Broadway Plaza	Walnut Creek	Food Service
Fuddruckers	1940 N Main Street	Walnut Creek	Food Service
Fuego Tequila Grill	1359 Locust Street	Walnut Creek	Food Service
Gelateria Naia	1245 N Broadway	Walnut Creek	Food Service
Genji	1333 Newell Ave	Walnut Creek	Food Service
Genova Delicatessen	1105 S California Blvd	Walnut Creek	Food Service
Genova Delicatessen	2064 Treat Blvd C&D	Walnut Creek	Food Service
Genova Ravioli Manufacturing	2730 Camino Diablo	Walnut Creek	Food Service
George's Giant Hamburger	1491 Newell Ave	Walnut Creek	Food Service
Godiva	108 Broadway Lane 1030	Walnut Creek	Food Service
Green Garden	1562 Palos Verdes Mall	Walnut Creek	Food Service
Guanatos Ice Cream	704 Bancroft Road C	Walnut Creek	Food Service
Haagen-dazs	625 Capwell Lane	Walnut Creek	Food Service
Habit Burger Grill	1504 Geary Road	Walnut Creek	Food Service
Hamachi Restaurant & Lounge	1523 Giammona Drive	Walnut Creek	Food Service
Havana	1516 Bonanza Street	Walnut Creek	Food Service
Havana Café & Catering	2172 N Main Street	Walnut Creek	Food Service
High Tech Burrito	1815 Ygnacio Valley Road B	Walnut Creek	Food Service
Hillside Clubhouse	3400 Golden Rain Road	Walnut Creek	Food Service
Hiro Sushi	1690 Locust Street	Walnut Creek	Food Service
Home Of Chicken And Waffles	1653 Mt Diablo Blvd	Walnut Creek	Food Service
Honey Berry	1632 N Main Street	Walnut Creek	Food Service
House Of Bagels	1331 Locust Street	Walnut Creek	Food Service
House Of Sake Restaurant	313 N Civic Drive	Walnut Creek	Food Service
Ice Monster	2230 Oak Grove Road 103	Walnut Creek	Food Service
IHOP	2910 N Main Street	Walnut Creek	Food Service
Ike's Lair	1159 Locust Street	Walnut Creek	Food Service
Il Fornaio (cucina Italian)	1430 Mt Diablo Blvd	Walnut Creek	Food Service
Jack In The Box #417	2295 N Main Street	Walnut Creek	Food Service
Jade Garden Restaurant	2979 Ygnacio Valley Road	Walnut Creek	Food Service
Jamba Juice	1425 Duncan Ave	Walnut Creek	Food Service
Jamba Juice Co.	704 Bancroft Road B	Walnut Creek	Food Service
Jimmy John's	2914 N Main Street	Walnut Creek	Food Service
Jun Japanese Bistro dba Izakaya Jun	1552 Locust Street	Walnut Creek	Food Service
Kabob House	1250 Newell Ave G	Walnut Creek	Food Service
Kacha Thai Bistro	1665 Mt Diablo Blvd	Walnut Creek	Food Service
Kaiwa Sushi	1534 Locust Street	Walnut Creek	Food Service
Kana Sushi	1280 Newell Ave E	Walnut Creek	Food Service
Kanishka Café	1518 Bonanza Street	Walnut Creek	Food Service

Potential Facilities Inventory in Walnut Creek

As of August 2016

Name	Address	City	Program Category
Kara's Cupcakes	1388 N Main Street	Walnut Creek	Food Service
Katy's Kreek	1680 Locust Street	Walnut Creek	Food Service
Kevin's Noodle House	2034 N Main Street	Walnut Creek	Food Service
Kinder's	1831 Ygnacio Valley Road	Walnut Creek	Food Service
Kinder's Meats	1293 Parkside Drive	Walnut Creek	Food Service
Kuki's Ice Cream Cakes & Yogurt	1510 Palos Verdes Mall C	Walnut Creek	Food Service
La Boulange De Walnut Creek	1348 Broadway Plaza	Walnut Creek	Food Service
La Fogata Mexican Bar & Grill	1315 N Main Street	Walnut Creek	Food Service
Lark Creek Café	1360 Locust Street	Walnut Creek	Food Service
Le Bistro	1606 N Main Street	Walnut Creek	Food Service
Le Cheval Restaurant	1375 N Broadway	Walnut Creek	Food Service
Legateau Elegant	1479 Newell Ave	Walnut Creek	Food Service
Lemonade	1348 Broadway Plaza	Walnut Creek	Food Service
Lettuce	1632 Locust Street	Walnut Creek	Food Service
Limon Rotisserie	1524 Locust Street	Walnut Creek	Food Service
Lokanta	1524 Locust Street	Walnut Creek	Food Service
Lottie's Creamery	1414 N Main Street	Walnut Creek	Food Service
Main Street Kitchen	1358 N Main Street	Walnut Creek	Food Service
Maria Maria	1470 N Broadway	Walnut Creek	Food Service
Mariachi Mexican Grill	2054 Treat Blvd B	Walnut Creek	Food Service
Mary's Pizza Shack	2246 Oak Grove Road	Walnut Creek	Food Service
Masses Bar & Grille	2721 N Main Street	Walnut Creek	Food Service
Massimo's Ristorante	1604 Locust Street	Walnut Creek	Food Service
Mel's Diner	1394 N Main Street	Walnut Creek	Food Service
Mi Casa	2195 N Broadway	Walnut Creek	Food Service
Miraku Japanese Cuisine & Sushi Bar.	2131 N Broadway	Walnut Creek	Food Service
Mixed Grain Korean Cuisine	1546 Bonanza Street	Walnut Creek	Food Service
Mod Pizza	2553 Oak Grove Road	Walnut Creek	Food Service
Modern China Café	1525 N Main Street	Walnut Creek	Food Service
Monas Burgers & Shakes	1574 Palos Verdes Mall	Walnut Creek	Food Service
Montecatini Ristorante	1528 Civic Drive	Walnut Creek	Food Service
Mooyah	1815 Ygnacio Valley Road D	Walnut Creek	Food Service
Mountain Mike's Pizza	1817 Ygnacio Valley Road	Walnut Creek	Food Service
Mr. Green Bubbles	1539 Locust Street	Walnut Creek	Food Service
Mr. Luckys Bar & Grill	1527 Locust Street	Walnut Creek	Food Service
Mr. Pickles Sandwich Shop	1991 N Broadway	Walnut Creek	Food Service
Murphy's Deli	2121 N California 200	Walnut Creek	Food Service
Nama Sushi	1502 Sunnyvale Ave	Walnut Creek	Food Service
Neiman Marcus Café	1000 S Main Street	Walnut Creek	Food Service
Nespresso	1228 Broadway Plaza	Walnut Creek	Food Service
New Deli Café	1600 Riviera Ave	Walnut Creek	Food Service

Potential Facilities Inventory in Walnut Creek

As of August 2016

Name	Address	City	Program Category
Noah's Bagels	1936 Mt Diablo Blvd	Walnut Creek	Food Service
Noah's New York Bagels Inc.	730 Bancroft Road C	Walnut Creek	Food Service
Nordstrom's Café	1200 Broadway Plaza	Walnut Creek	Food Service
Nordstrom's Expresso Bar	1200 Broadway Plaza	Walnut Creek	Food Service
Norma's Place	2820 Shadelands Drive 100	Walnut Creek	Food Service
Nothing Bundt Cakes	1551 Botelho Drive	Walnut Creek	Food Service
Oi - C Bowl	1616 N Main Street	Walnut Creek	Food Service
Oishi Sushi & Grill	1542 Newell Ave	Walnut Creek	Food Service
Olde San Francisco Creamery Co.	1370 Locust Street	Walnut Creek	Food Service
Opa Authentic Greek Cuisine	1532 N Main Street	Walnut Creek	Food Service
Original Hick'ry Pit	1495 S Main Street	Walnut Creek	Food Service
Ottavio	1606 N Main Street	Walnut Creek	Food Service
Oyama Sushi	1521 N Main Street	Walnut Creek	Food Service
Pacific Bay Coffee Company	1495 Newell Ave	Walnut Creek	Food Service
Pancheros Mexican Grill	2317 Ygnacio Valley Road	Walnut Creek	Food Service
Pancoast Pizza	1516 S Main Street	Walnut Creek	Food Service
Panda Express	2280 Oak Grove Road A	Walnut Creek	Food Service
Panera Bread	1140 Locust Street	Walnut Creek	Food Service
Panera Bread	744 Bancroft Road	Walnut Creek	Food Service
Papa John's Pizza	1280 Newell Ave B	Walnut Creek	Food Service
Papa Murphy's Pizza	1557 Palos Verdes Mall #A	Walnut Creek	Food Service
Pasta Primavera Too	2997 N Main Street	Walnut Creek	Food Service
Peet's Coffee & Tea	1343 Locust Street	Walnut Creek	Food Service
Peet's Coffee & Tea, Inc.	1835 Ygnacio Valley Road	Walnut Creek	Food Service
Peony Garden	1448 S Main Street	Walnut Creek	Food Service
PF Changs China Bistro	1205 Broadway Plaza	Walnut Creek	Food Service
Pinky's Pizza	2085 N Broadway 100	Walnut Creek	Food Service
Pizza Guys	1548 Newell Ave	Walnut Creek	Food Service
Pizza My Heart	1590 Botelho	Walnut Creek	Food Service
Plaza Deli	2175 N California Blvd 204	Walnut Creek	Food Service
Plearn Thai Palace	1510 N Main Street	Walnut Creek	Food Service
Pomegranate Restaurant / Catering	1389 N Main Street B	Walnut Creek	Food Service
Pressed Juicery	1179 Locust A	Walnut Creek	Food Service
Prima Ristorante	1522 N Main Street	Walnut Creek	Food Service
Project Pie	1500 Botelho Drive b120	Walnut Creek	Food Service
Quiznos	2236 Oak Grove Road A	Walnut Creek	Food Service
Ramen Hiroshi	1633 Bonanza Street	Walnut Creek	Food Service
Red House Studios	1667 Botelho Drive	Walnut Creek	Food Service
Redux Lounge	1411 Locust Street	Walnut Creek	Food Service
Residual Sugar	1684 Locust Street	Walnut Creek	Food Service
Rocco's Ristorante & Pizzeria	2909 Ygnacio Valley Road	Walnut Creek	Food Service

Potential Facilities Inventory in Walnut Creek

As of August 2016

Name	Address	City	Program Category
Rooftop	1500 Mt Diablo Blvd	Walnut Creek	Food Service
Rossmoor Diner	1908 Tice Valley Blvd A	Walnut Creek	Food Service
Round Table Pizza	1776 N Broadway	Walnut Creek	Food Service
Ruth's Chris Steak House	1553 Olympic Blvd	Walnut Creek	Food Service
Saigon Vietnamese Bistro	1560 Newell Ave	Walnut Creek	Food Service
Salvatore Ristorante	1627 N Broadway	Walnut Creek	Food Service
Sargam Indian Cuisine	140 N Civic Drive	Walnut Creek	Food Service
Saroor Indian Cuisine	2580 N Main Street	Walnut Creek	Food Service
Sasa	1432 N Main Street	Walnut Creek	Food Service
Sauced BBQ and Spirits	1410 Locust Street	Walnut Creek	Food Service
Scott's Seafood Grill & Bar	1333 N California Blvd	Walnut Creek	Food Service
Shanghai Restaurant	1291 Parkside Drive	Walnut Creek	Food Service
Sichuan House	2064 Treat Blvd H	Walnut Creek	Food Service
Silk Road	1440 N Main Street	Walnut Creek	Food Service
Skipolini's Pizza	1535 Giammona Drive	Walnut Creek	Food Service
Small Talk Family Café	1536 Newell Ave	Walnut Creek	Food Service
Sorrento's	2064 Treat Blvd B	Walnut Creek	Food Service
Stadium Pub	1420 Lincoln Ave	Walnut Creek	Food Service
Stanford's Restaurant & Bar	1300 S Main Street	Walnut Creek	Food Service
Starbucks	1663 N California Blvd	Walnut Creek	Food Service
Starbucks	2856 Ygnacio Valley Road	Walnut Creek	Food Service
Starbucks	710 Bancroft Road B	Walnut Creek	Food Service
Starbuck's	1320 Broadway Plaza	Walnut Creek	Food Service
Starbucks #5259	716 Bancroft Road	Walnut Creek	Food Service
Starbucks #5624	1340 N Main Street	Walnut Creek	Food Service
Starbucks #5768	2922 N Main Street	Walnut Creek	Food Service
Starbucks Coffee	1152 Locust Street	Walnut Creek	Food Service
Starbuck's Coffee	1544 Palos Verdes Mall	Walnut Creek	Food Service
Starbucks Coffee #581	1146 Broadway Plaza	Walnut Creek	Food Service
Subway	1514 Geary Road	Walnut Creek	Food Service
Subway	1572 Palos Verdes Mall	Walnut Creek	Food Service
Subway #49195	1441 Locust Street	Walnut Creek	Food Service
Subway Sandwiches #13750	1815 Ygnacio Valley Road E	Walnut Creek	Food Service
Subway Sandwiches #39581	1556 Newell Ave	Walnut Creek	Food Service
Sunol Ridge	1388 Locust Street	Walnut Creek	Food Service
Sunrise Bistro And Catering	1559 Botelho Drive	Walnut Creek	Food Service
Taco Bell #22330	2400 N Main Street	Walnut Creek	Food Service
Taco Bell #5725	2849 Ygnacio Valley Road	Walnut Creek	Food Service
Tatsu Sushi	1837 Ygnacio Valley Road	Walnut Creek	Food Service
Teavana	117 Broadway Lane 1046	Walnut Creek	Food Service
Teleferic Barcelona	1500 Mt Diablo Blvd	Walnut Creek	Food Service

Potential Facilities Inventory in Walnut Creek

As of August 2016

Name	Address	City	Program Category
Tender Greens	1352 Locust Street	Walnut Creek	Food Service
The Brass Bear Delicatessen	1506 N Main Street	Walnut Creek	Food Service
The Cheesecake Factory	1181 Locust Street E	Walnut Creek	Food Service
The Civic Garden Deli	201 N Civic Drive 117	Walnut Creek	Food Service
The Coffee Bean And Tea Leaf	1522 Geary Road	Walnut Creek	Food Service
The Counter Custom Built Burgers	1699 N California Blvd	Walnut Creek	Food Service
The Habit Burger & Grill	1255 S California Blvd	Walnut Creek	Food Service
Tiki Tom's	1535 Olympic Blvd	Walnut Creek	Food Service
Tomatina	1325 N Main Street	Walnut Creek	Food Service
Tony's Slice House	1500 Mt Diablo Blvd	Walnut Creek	Food Service
Tortilleria El Molino	2228 Oak Grove Road	Walnut Creek	Food Service
Toyo Sushi Japanese Cuisine	2865 Ygnacio Valley Road	Walnut Creek	Food Service
True Food Kitchen	120 Broadway Lane 1044	Walnut Creek	Food Service
Tullio's Family Style Italian Restaurant	2065 N Broadway	Walnut Creek	Food Service
Tutti Frutti Frozen Yogurt	2238 Oak Grove Road	Walnut Creek	Food Service
Va De Vi	1511 Mt Diablo Blvd	Walnut Creek	Food Service
Vanden Thai	1250 Newell Ave J	Walnut Creek	Food Service
Vanessa's Bistro	1512 Locust Street	Walnut Creek	Food Service
Veggie Grill	1320 Locust Street	Walnut Creek	Food Service
Vic Stewart's Restaurant	850 S Broadway	Walnut Creek	Food Service
Vitality Bowl	1528 Locust Street	Walnut Creek	Food Service
Walnut Creek Yacht Club	1555 Bonanza Street	Walnut Creek	Food Service
Wendy's	2955 N Main Street	Walnut Creek	Food Service
Wetzel's Pretzels	100 Broadway Lane	Walnut Creek	Food Service
Yalla Mediterranean	1813 Ygnacio Valley Road A	Walnut Creek	Food Service
Yan's China Bistro And Bar	2929 N Main Street	Walnut Creek	Food Service
Ygnacio Café	2033 N Main Street 160	Walnut Creek	Food Service
Yogurt Station	2913 Ygnacio Valley Road	Walnut Creek	Food Service
Yogurtland	1247 S California Blvd	Walnut Creek	Food Service
Yoppi Frozen Yogurt	1815 Ygnacio Valley Road #G	Walnut Creek	Food Service
76 Service Station	690 Ygnacio Valley Road	Walnut Creek	Gas Station
Beacon Gas Station	1387 S California Blvd	Walnut Creek	Gas Station
Chevron	1980 N Main Street	Walnut Creek	Gas Station
Chevron Service Station #95595	1700 Mt Diablo Blvd	Walnut Creek	Gas Station
Heather Farm Shell	1790 Ygnacio Valley Road A	Walnut Creek	Gas Station
Ideal Miles Plus Gasoline	699 Ygnacio Valley Road	Walnut Creek	Gas Station
Main & Geary Chevron Service	2895 N Main Street	Walnut Creek	Gas Station
North Main Chevron	2329 N Main Street	Walnut Creek	Gas Station
North Main Shell	2900 N Main Street	Walnut Creek	Gas Station
Oak Grove Valero Station	2411 Oak Grove Road	Walnut Creek	Gas Station
Shell	2098 Mt Diablo Blvd	Walnut Creek	Gas Station

Potential Facilities Inventory in Walnut Creek

As of August 2016

Name	Address	City	Program Category
Shell Gas Station	265 Ygnacio Valley Road	Walnut Creek	Gas Station
Texx Oil	1599 Newell Ave	Walnut Creek	Gas Station
Walnut Creek 76	2501 N Main Street	Walnut Creek	Gas Station
Walnut Creek Chevron Service Center	1805 Ygnacio Valley Road	Walnut Creek	Gas Station
Walnut Creek Gasoline	1611 Newell Ave	Walnut Creek	Gas Station
Walnut Creek Valero (Former Exxon)	605 Ygnacio Valley Road	Walnut Creek	Gas Station
Boundary Oaks Golf Course	3800 Valley Vista	Walnut Creek	Golf Course
Diablo Hills Golf Association/ Greenery Resta	1551 Marchbanks Drive	Walnut Creek	Golf Course
Rossmoor Golf Course	1000 Stanley Dollar Drive	Walnut Creek	Golf Course
BevMo	2940 N Main Street	Walnut Creek	Grocery Store
Diablo Oriental Foods	2590 N Main Street	Walnut Creek	Grocery Store
India Bazaar	1250 Newell Ave A	Walnut Creek	Grocery Store
Kasra Market	1270 Newell Ave C	Walnut Creek	Grocery Store
Lunardi's Market	1600 Palos Verdes Mall	Walnut Creek	Grocery Store
Nob Hill Foods	2270 Oak Grove Road	Walnut Creek	Grocery Store
Safeway	710 Bancroft Road B	Walnut Creek	Grocery Store
Safeway #917	600 S Broadway	Walnut Creek	Grocery Store
Safeway Stores	1972 Tice Valley Blvd	Walnut Creek	Grocery Store
Sprouts Market	1510 Geary Road	Walnut Creek	Grocery Store
Trader Joe's	1372 S California Street	Walnut Creek	Grocery Store
Whole Foods	2941 Ygnacio Valley Road	Walnut Creek	Grocery Store
Whole Foods Market	1333 E Newell Ave	Walnut Creek	Grocery Store
John Muir Health Outpatient Center	1450 Treat Blvd	Walnut Creek	Healthcare
Kaiser Permanente Park Shadelands Medica	320 Lennon Lane	Walnut Creek	Healthcare
Diablo Mountain Inn	2079 Mt Diablo Blvd	Walnut Creek	Hotel
Holiday Inn Express	2730 N Main Street	Walnut Creek	Hotel
Marriott Hotel	2355 N Main Street	Walnut Creek	Hotel
Universal Maintenance (working at Plaza Es	1181 Locust	Walnut Creek	Janitorial Srvc
Jacobs Associates	484 N Wiget Lane	Walnut Creek	Laboratory
Scriptworks	480 N Wiget Lane	Walnut Creek	Laboratory
Tax & Trade Bureau Laboratory	490 N Wiget Lane	Walnut Creek	Laboratory
Boundary Oaks Maintenance Facility	3560 Valley Vista Road	Walnut Creek	Landscape
City of Walnut Creek Parks Department	511 Lawrence Way	Walnut Creek	Landscape
Morgan's Machine & Marine	1285 Parkside Drive	Walnut Creek	Machine Shop
Detector Engineering And Technology	486 N Wiget Lane	Walnut Creek	Manufacturing
Farm Creek Brewing Company	1415 Pine Street	Walnut Creek	Manufacturing
Quick Mount PV	2700 Mitchell Drive 2	Walnut Creek	Manufacturing
Quint Measuring Systems, Inc.	1541 Third Ave	Walnut Creek	Manufacturing
Summit Technology	2717 N Main Street 10	Walnut Creek	Manufacturing
7-Eleven	2525 N Main Street	Walnut Creek	Mini-Market
7-Eleven	301 N Civic Drive	Walnut Creek	Mini-Market

Potential Facilities Inventory in Walnut Creek

As of August 2016

Name	Address	City	Program Category
Larkey Mini Market & Deli	2800 Larkey Lane	Walnut Creek	Mini-Market
Newell Liquor & Grocery	1270 Newell Ave D	Walnut Creek	Mini-Market
Sunnyvale Market & Deli	1512 Sunnyvale Ave	Walnut Creek	Mini-Market
The Kitchen Butler	1553 Third Ave	Walnut Creek	Mobile Service
Canvas & Cabernet	1421 Locust Street	Walnut Creek	Paint Shop
Sherwin-Williams Paints	2125 Mitchell Drive 327	Walnut Creek	Paint Shop
Aquarius Pool & Spa Service	1822 Mt Diablo Blvd	Walnut Creek	Permitted IU
Bureau Of Alcohol, Tobacco, & Firearms	355 N Wiget Lane	Walnut Creek	Permitted IU
Del Monte Foods - Research Center	205 N Wiget Lane	Walnut Creek	Permitted IU
Elegant Auto Detailing	1507 Third Ave	Walnut Creek	Permitted IU
Geronimo's Professional Auto Detailing	1275 Pine Street	Walnut Creek	Permitted IU
John Muir Medical Center-Walnut Creek Can	1601 Ygnacio Valley Road	Walnut Creek	Permitted IU
Joint Genome Institute	2800 Mitchell Drive 100	Walnut Creek	Permitted IU
Kaiser Permanente	1425 S Main Street	Walnut Creek	Permitted IU
Mercedes-Benz Of Walnut Creek	1301 Parkside Drive	Walnut Creek	Permitted IU
Mercer Owners Association	1655 N California Blvd	Walnut Creek	Permitted IU
Walnut Creek Ford	1800 N Main Street	Walnut Creek	Permitted IU
Carondolet Athletics Complex	3737 Valley Vista Road	Walnut Creek	Pool
Sunny Hills Aquatic Club	2129 Youngs Valley Road	Walnut Creek	Pool
Broadway Plaza Shopping Center	1275 Broadway Plaza	Walnut Creek	Property Mngt
C & H Development Co	43 Panoramic Way	Walnut Creek	Property Mngt
Cardoza Properties (Parkside Business Cent	1205 Parkside Drive	Walnut Creek	Property Mngt
Geary Marketplace	1504 Geary Road	Walnut Creek	Property Mngt
Lamorinda Development & Investment	2900 N Main Street	Walnut Creek	Property Mngt
Newell Promenade	1560 Newell Ave	Walnut Creek	Property Mngt
Cortese Investment Company	1539 Botelho Drive	Walnut Creek	Property Owner
Tony Dudum Property Owner	1515 N Main Street	Walnut Creek	Property Owner
Ace Hardware	2967 Ygnacio Valley Road	Walnut Creek	Retail
Barnes & Noble #2569	1149 S Main Street	Walnut Creek	Retail
Benjamin Moore Paints	2724 N Main Street	Walnut Creek	Retail
Bevmo	2220 Oak Grove Road	Walnut Creek	Retail
Café Leonidas	1397 N Main Street	Walnut Creek	Retail
Car Quest	1295 Parkside Drive	Walnut Creek	Retail
Contra Costa Auto Parts	2560 N Main Street	Walnut Creek	Retail
CVS Pharmacy	1123 S California Blvd	Walnut Creek	Retail
CVS Pharmacy	1914 Tice Valley Blvd	Walnut Creek	Retail
CVS Pharmacy	738 Bancroft Road	Walnut Creek	Retail
Diablo Medical Supply	1147 Alpine Street	Walnut Creek	Retail
Kellly Moore Paint Co	2700 N Main Street	Walnut Creek	Retail
Macy's	1320 Broadway Plaza	Walnut Creek	Retail
Paper Source	1567 Botelho Drive	Walnut Creek	Retail

Potential Facilities Inventory in Walnut Creek

As of August 2016

Name	Address	City	Program Category
Petco	1301 S California Blvd	Walnut Creek	Retail
Rite Aid	1997 Tice Valley Blvd	Walnut Creek	Retail
Rite Aid - #5498	1526 Palos Verdes Mall	Walnut Creek	Retail
Ross (store #137)	1295 S Main Street	Walnut Creek	Retail
Sur La Table	1211 Broadway Plaza	Walnut Creek	Retail
Target #t-1208	1871 N Main Street	Walnut Creek	Retail
The Candy Counter	1385 N Main Street C	Walnut Creek	Retail
Tuesday Morning	1330 S California Blvd	Walnut Creek	Retail
Walgreens	2923 Ygnacio Valley Road	Walnut Creek	Retail
Williams Sonoma	1470 Mt Diablo Blvd	Walnut Creek	Retail
EBMUD Walnut Creek Pumping Plant #1 and	1841 Geary Road	Walnut Creek	SDP
A-1 Smog Test Only	1790 Ygnacio Valley Road B	Walnut Creek	Smog Test Center
AT&T	1755 Locust Street	Walnut Creek	Utility
EBMUD East Area Service Center	2551 N Main Street	Walnut Creek	Utility
EBMUD Walnut Creek Pump Plant- Wash Pa	1841 Geary Road	Walnut Creek	Utility
EBMUD Walnut Creek Water Treatment Plar	2201 Larkey Lane	Walnut Creek	Utility
B & X Motors	1481 S O S Drive	Walnut Creek	Vehicle Sales
Bailey's Auto Sales	1303 Pine Street	Walnut Creek	Vehicle Sales
Bentley Walnut Creek	1425 Parkside	Walnut Creek	Vehicle Sales
Best Prices	2726 N Main Street B	Walnut Creek	Vehicle Sales
Cole European	2103 N Main Street	Walnut Creek	Vehicle Sales
Dirito Brothers Used Cars	2051 N Main Street	Walnut Creek	Vehicle Sales
East Bay Auto Brokers, Inc.	1280 Pine Street #A	Walnut Creek	Vehicle Sales
KP Enterprises	1266 Pine Street	Walnut Creek	Vehicle Sales
M Sport Motors	2599 N Main Street	Walnut Creek	Vehicle Sales
M Sport Motors	2605 N Main Street	Walnut Creek	Vehicle Sales
Maserati of Walnut Creek	2330 N Main Street	Walnut Creek	Vehicle Sales
Nohr's Auto Sales	1425 Pine Street	Walnut Creek	Vehicle Sales
North State Auto - Detail & Parking Lot	2576 N Main Street	Walnut Creek	Vehicle Sales
Prestige Autohaus	1400 Central Road A1	Walnut Creek	Vehicle Sales
Ss Motorsports	2040 N Main Street #25	Walnut Creek	Vehicle Sales
A-1 Brake & Tire	2008 Mt Diablo Blvd	Walnut Creek	Vehicle Service
AAMCO Transmission	1410 Autocenter Drive	Walnut Creek	Vehicle Service
Alignment Services	1400 Central Road 3C	Walnut Creek	Vehicle Service
America's Tire Company	1350 Pine Street	Walnut Creek	Vehicle Service
Autocom Nissan of Walnut Creek	1840 N Main Street	Walnut Creek	Vehicle Service
Autocom Nissan of Walnut Creek	1890 N Main Street	Walnut Creek	Vehicle Service
Bazzone Motors Automotive Repair	1415 Pine Street B	Walnut Creek	Vehicle Service
Big O Tire Store #60	2155 N Broadway	Walnut Creek	Vehicle Service
BMW Motorcycles of Walnut Creek	1255 Parkside Drive	Walnut Creek	Vehicle Service
Broadway Mufflers	2596 N Main Street	Walnut Creek	Vehicle Service

Potential Facilities Inventory in Walnut Creek

As of August 2016

Name	Address	City	Program Category
Central Automotive Service Center	1425 Autocenter Drive	Walnut Creek	Vehicle Service
City of Walnut Creek Street Maintenance De	600 San Carlos Drive	Walnut Creek	Vehicle Service
Cole European	1421 Lesnick Lane	Walnut Creek	Vehicle Service
Contra Costa Smog	1411 Autocenter Drive	Walnut Creek	Vehicle Service
Dave's Cave Auto Repair	1520 Third Ave C	Walnut Creek	Vehicle Service
Desi Auto Repair	1403 Autocenter Drive #B	Walnut Creek	Vehicle Service
Devil Mountain Motors	2040 N Main Street 23	Walnut Creek	Vehicle Service
Diablo Auto Specialists	1413 Carlback Ave	Walnut Creek	Vehicle Service
Diablo Mountain Valley Smog	699 Ygnacio Valley Road	Walnut Creek	Vehicle Service
Diablo Offroad And Performance	1275 Pine Street	Walnut Creek	Vehicle Service
Dirito Brothers VW	2020 N Main Street	Walnut Creek	Vehicle Service
Discount Mufflers & Brakes	2040 N Main Street 21	Walnut Creek	Vehicle Service
East Bay Autospa	1361 Pine Street	Walnut Creek	Vehicle Service
European Auto Repair	1573 Third Ave	Walnut Creek	Vehicle Service
European Auto Service	1437 Mazda Drive	Walnut Creek	Vehicle Service
European Werkstatt	1520 Third Ave B	Walnut Creek	Vehicle Service
Fire Station #3	1520 Rossmoor Parkway	Walnut Creek	Vehicle Service
Gem Motors/Yellow Cab of WC	1517 2nd Ave	Walnut Creek	Vehicle Service
Genesis Auto Upholstery	2040 N Main Street #7	Walnut Creek	Vehicle Service
German Auto Clinic	2040 N Main Street #11	Walnut Creek	Vehicle Service
German Autotech	1415 Pine Street A	Walnut Creek	Vehicle Service
German Sport	1400 Autocenter Drive	Walnut Creek	Vehicle Service
GIC Smog Station	690 Ygnacio Valley Road	Walnut Creek	Vehicle Service
Gilmore's Auto Service	2151 N Broadway	Walnut Creek	Vehicle Service
Gordon Smog Test Center	1506 Third Ave	Walnut Creek	Vehicle Service
Independent Mercedes	1849 Mt Diablo Blvd	Walnut Creek	Vehicle Service
Independent Volvo Service	1403 Autocenter Drive A	Walnut Creek	Vehicle Service
J.A. Auto Services	1353 Pine Street A	Walnut Creek	Vehicle Service
Jiffy Lube #2335	2190 N Broadway	Walnut Creek	Vehicle Service
Joe's Foreign Automotive	2830 N Main Street	Walnut Creek	Vehicle Service
Justin's Auto Care (JAC)	2411 Oak Grove Road	Walnut Creek	Vehicle Service
Kaiser Auto Care	1599 Newell Ave	Walnut Creek	Vehicle Service
Kaiser Auto Care	1790 Ygnacio Valley Road B	Walnut Creek	Vehicle Service
Karden Automotive	1400 Central Road 6	Walnut Creek	Vehicle Service
Kirk's Motorsports	1410 Lesnick Lane G	Walnut Creek	Vehicle Service
Lawrence Volvo	2791 N Main Street	Walnut Creek	Vehicle Service
Lithia of Walnut Creek dba Diablo Subaru	2646 N Main Street	Walnut Creek	Vehicle Service
M & N Automotive	1235 Parkside Drive	Walnut Creek	Vehicle Service
M Service	2008 Mt Diablo Blvd	Walnut Creek	Vehicle Service
Maserati of Walnut Creek Auto Service	2259 N Main Street	Walnut Creek	Vehicle Service
Michael Stead Chevrolet Cadillac	2390 N Main Street	Walnut Creek	Vehicle Service

Potential Facilities Inventory in Walnut Creek

As of August 2016

Name	Address	City	Program Category
Michael Stead Chrysler Jeep Dodge	2404 N Main Street	Walnut Creek	Vehicle Service
Michael Stead Porsche	2555 N Main Street	Walnut Creek	Vehicle Service
N Service, LLC.	1145 Bont Lane	Walnut Creek	Vehicle Service
Nick's Exclusive Service	2702 N Main Street	Walnut Creek	Vehicle Service
Norh's Auto Brokers, Inc.	1332 Pine Street	Walnut Creek	Vehicle Service
North State Auto	2244 N Main Street	Walnut Creek	Vehicle Service
Progressive Casualty Insurance	2860 N Main Street	Walnut Creek	Vehicle Service
Promotive Performance & Repair	1410 Lesnick Ave E	Walnut Creek	Vehicle Service
Quality Tune-up #61	1813 Mt Diablo Blvd	Walnut Creek	Vehicle Service
Rich's Auto Service	839 Ygnacio Valley Road	Walnut Creek	Vehicle Service
Rite Way Wire & Wheel Spec	1119 Alpine Road	Walnut Creek	Vehicle Service
Roesbery Car Care	3099 N Main Street	Walnut Creek	Vehicle Service
Rossmoor Chevron Autocare	1998 Tice Valley Blvd	Walnut Creek	Vehicle Service
Scania Auto Service	1439 Autocenter Drive	Walnut Creek	Vehicle Service
Smog & Go	2040 N Main Street #26	Walnut Creek	Vehicle Service
The Car Doctor	1353 Pine Street B	Walnut Creek	Vehicle Service
Transmission Professionals	1504 Third Ave	Walnut Creek	Vehicle Service
Walnut Creek Auto Pros	1520 Third Ave A	Walnut Creek	Vehicle Service
Walnut Creek Automotive Services	1532 Mt Diablo Blvd	Walnut Creek	Vehicle Service
Walnut Creek Honda	1707 N Main	Walnut Creek	Vehicle Service
Walnut Creek Import Auto Care	690 Ygnacio Valley Road	Walnut Creek	Vehicle Service
Walnut Creek Import Service	1343 Pine Street	Walnut Creek	Vehicle Service
Walnut Creek Midas	2710 N Main Street	Walnut Creek	Vehicle Service
Walnut Creek Service Center	1145 Bont Lane	Walnut Creek	Vehicle Service
Walnut Creek Smog	1433 Mazda Drive	Walnut Creek	Vehicle Service
Walnut Creek Test Only Smog	1387 S California Blvd	Walnut Creek	Vehicle Service
Walnut Creek Toyota	1435 Pine Street	Walnut Creek	Vehicle Service
Walnut Creek Toyota	2087 N Broadway	Walnut Creek	Vehicle Service
Walnut Creek Toyota	2100 N Broadway	Walnut Creek	Vehicle Service
Walnut Creek Toyota	2100 N Main Street	Walnut Creek	Vehicle Service
Walnut Creek Toyota	2105 N Broadway	Walnut Creek	Vehicle Service
Walnut Creek Transmission	2040 N Main Street #1	Walnut Creek	Vehicle Service
Walt's Automotive Service	2574 N Main Street	Walnut Creek	Vehicle Service
Wheel Works #8205	1205 Parkside Drive	Walnut Creek	Vehicle Service
Wolfgang's Foreign Car Service	1275 Parkside Drive	Walnut Creek	Vehicle Service
York's Motorwerke	1531 2nd Ave A & B	Walnut Creek	Vehicle Service
City of Walnut Creek Traffic Operations Cent	508 Lawrence Way	Walnut Creek	Warehouse
Entegris	325 N Wiget Lane 140	Walnut Creek	Warehouse

Total Potential Facilites (Inventory List) 571

APPENDIX 2-3: Lists of Facilities Scheduled for Inspection in Fiscal Years 2016-2017

Planned Facilities to Inspect in Walnut Creek (FY 16-17)

Name	Address	City	Facility Type
	Enforcement Reinspections		
Forma Gym	1908 Olympic Blvd	Walnut Creek	Commercial
Cortese Investment Company	1539 Botelho Drive	Walnut Creek	Property Owner
Manor Care	1975 Tice Valley Blvd	Walnut Creek	Assisted Living
Kindred Transitional Care and Rehabilitation	1224 Rossmoor Parkway	Walnut Creek	Assisted Living
Heritage Pointe Senior Apartment Homes	1785 Shuey Ave	Walnut Creek	Assisted Living
IHOP	2910 N Main Street	Walnut Creek	Food Service
Walnut Creek Toyota	2100 N Broadway	Walnut Creek	Vehicle Service
Safeway	710 Bancroft Road B	Walnut Creek	Grocery Store
York's Motorwerke	1531 2nd Ave A & B	Walnut Creek	Vehicle Service
The Cheesecake Factory	1181 Locust Street E	Walnut Creek	Food Service
Universal Maintenance (working at Plaza Escuela)	1181 Locust	Walnut Creek	Janitorial Srvc
Mixed Grain Korean Cuisine	1546 Bonanza Street	Walnut Creek	Food Service
Vanessa's Bistro	1512 Locust Street	Walnut Creek	Food Service
1515 Restaurant Lounge	1515 N Main Street	Walnut Creek	Food Service
Havana	1516 Bonanza Street	Walnut Creek	Food Service
Kanishka Café	1518 Bonanza Street	Walnut Creek	Food Service
Oyama Sushi	1521 N Main Street	Walnut Creek	Food Service
Newell Promenade	1560 Newell Ave	Walnut Creek	Property Mngt
North State Auto - Detail & Parking Lot	2576 N Main Street	Walnut Creek	Vehicle Sales
Le Cheval Restaurant	1375 N Broadway	Walnut Creek	Food Service
Subtotal: 20			
	Permitted IUs		
Bureau Of Alcohol, Tobacco, & Firearms	355 N Wiget Lane	Walnut Creek	Permitted IU
Aquarius Pool & Spa Service	1822 Mt Diablo Blvd	Walnut Creek	Permitted IU
Kaiser Permanente	1425 S Main Street	Walnut Creek	Permitted IU
Joint Genome Institute	2800 Mitchell Drive 100	Walnut Creek	Permitted IU
Walnut Creek Ford	1800 N Main Street	Walnut Creek	Permitted IU
Del Monte Foods - Research Center	205 N Wiget Lane	Walnut Creek	Permitted IU
John Muir Medical Center-Walnut Creek Campus	1601 Ygnacio Valley Road	Walnut Creek	Permitted IU
Elegant Auto Detailing	1507 Third Ave	Walnut Creek	Permitted IU
Mercer Owners Association	1655 N California Blvd	Walnut Creek	Permitted IU
Geronimo's Professional Auto Detailing	1275 Pine Street	Walnut Creek	Permitted IU
Mercedes-Benz Of Walnut Creek	1301 Parkside Drive	Walnut Creek	Permitted IU
Subtotal: 11			
	Inspection Cycle		
Golden Rain Foundation (NOI)	800 Rockview Drive	Walnut Creek	Commercial
Village Goldsmith	1270 Springbrook Road E	Walnut Creek	Dental Lab
EBMUD	2658 N Main Street	Walnut Creek	Fleet Operations
Boudin SF	12 Broadway Lane 1000	Walnut Creek	Food Service
California Pizza Kitchen	1500 Newell Ave B	Walnut Creek	Food Service
Capital One Café	1139 S Main Street C1&C2	Walnut Creek	Food Service
Chalogy	1349 Locust Street	Walnut Creek	Food Service
Cocola Bakery	126 Broadway Lane 1040	Walnut Creek	Food Service
Dunkin' Donuts	1250 Newell Ave K	Walnut Creek	Food Service
Godiva	108 Broadway Lane 1030	Walnut Creek	Food Service
Jimmy John's	2914 N Main Street	Walnut Creek	Food Service
Kuki's Ice Cream Cakes & Yogurt	1510 Palos Verdes Mall C	Walnut Creek	Food Service
Lemonade	1348 Broadway Plaza	Walnut Creek	Food Service
Limon Rotisserie	1524 Locust Street	Walnut Creek	Food Service

Planned Facilities to Inspect in Walnut Creek (FY 16-17)

Lokanta	1524 Locust Street	Walnut Creek	Food Service
Mod Pizza	2553 Oak Grove Road	Walnut Creek	Food Service
Mr. Green Bubbles	1539 Locust Street	Walnut Creek	Food Service
Nespresso	1228 Broadway Plaza	Walnut Creek	Food Service
Pancheros Mexican Grill	2317 Ygnacio Valley Road	Walnut Creek	Food Service
Pizza My Heart	1590 Botelho	Walnut Creek	Food Service
Pressed Juicery	1179 Locust A	Walnut Creek	Food Service
Rooftop	1500 Mt Diablo Blvd	Walnut Creek	Food Service
Sauced BBQ and Spirits	1410 Locust Street	Walnut Creek	Food Service
Starbucks	2856 Ygnacio Valley Road	Walnut Creek	Food Service
Teavana	117 Broadway Lane 1046	Walnut Creek	Food Service
Teleferic Barcelona	1500 Mt Diablo Blvd	Walnut Creek	Food Service
True Food Kitchen	120 Broadway Lane 1044	Walnut Creek	Food Service
Wetzel's Pretzels	100 Broadway Lane	Walnut Creek	Food Service
Whole Foods	2941 Ygnacio Valley Road	Walnut Creek	Grocery Store
John Muir Health Outpatient Center	1450 Treat Blvd	Walnut Creek	Healthcare
Jacobs Associates	484 N Wiget Lane	Walnut Creek	Laboratory
Scriptworks	480 N Wiget Lane	Walnut Creek	Laboratory
Autocom Nissan of Walnut Creek	1840 N Main Street	Walnut Creek	Vehicle Service
Autocom Nissan of Walnut Creek	1890 N Main Street	Walnut Creek	Vehicle Service
Devil Mountain Motors	2040 N Main Street 23	Walnut Creek	Vehicle Service
Lithia of Walnut Creek dba Diablo Subaru	2646 N Main Street	Walnut Creek	Vehicle Service
Maserati of Walnut Creek Auto Service	2259 N Main Street	Walnut Creek	Vehicle Service
Stanford's Restaurant & Bar	1300 S Main Street	Walnut Creek	Food Service
Genova Ravioli Manufacturing	2730 Camino Diablo	Walnut Creek	Food Service
Rossmoor Diner	1908 Tice Valley Blvd A	Walnut Creek	Food Service
Americlean Cleaners	1545 Palos Verdes Mall	Walnut Creek	Dry Cleaner
Norge Valley Cleaners	1557 Palos Verdes Mall	Walnut Creek	Dry Cleaner
Marshall Steel Cleaners	1297 Parkside Drive	Walnut Creek	Dry Cleaner
Vogue Cleaners	1256 Civic Drive	Walnut Creek	Dry Cleaner
Yan's China Bistro And Bar	2929 N Main Street	Walnut Creek	Food Service
New Fashion Cleaners	581 Ygnacio Valley Road	Walnut Creek	Dry Cleaner
Masses Bar & Grille	2721 N Main Street	Walnut Creek	Food Service
Maria Maria	1470 N Broadway	Walnut Creek	Food Service
Mr. Luckys Bar & Grill	1527 Locust Street	Walnut Creek	Food Service
Walnut Creek Yacht Club	1555 Bonanza Street	Walnut Creek	Food Service
Chipotle Mexican Grill	1158 Locust Street	Walnut Creek	Food Service
Fresh Choice, Inc.	1275 S Main Street	Walnut Creek	Food Service
La Fogata Mexican Bar & Grill	1315 N Main Street	Walnut Creek	Food Service
Tomatina	1325 N Main Street	Walnut Creek	Food Service
Stadium Pub	1420 Lincoln Ave	Walnut Creek	Food Service
Frosting Bake Shop	1288 Broadway Plaza	Walnut Creek	Food Service
PF Changs China Bistro	1205 Broadway Plaza	Walnut Creek	Food Service
Scott's Seafood Grill & Bar	1333 N California Blvd	Walnut Creek	Food Service
Starbucks Coffee #581	1146 Broadway Plaza	Walnut Creek	Food Service
Café La Scala	1655 N Main Street	Walnut Creek	Food Service
Peet's Coffee & Tea	1343 Locust Street	Walnut Creek	Food Service
Starbucks #5624	1340 N Main Street	Walnut Creek	Food Service
George's Giant Hamburger	1491 Newell Ave	Walnut Creek	Food Service
House Of Bagels	1331 Locust Street	Walnut Creek	Food Service
Pacific Bay Coffee Company	1495 Newell Ave	Walnut Creek	Food Service
Blush Organic Yogurt	1345 Newell Ave B	Walnut Creek	Food Service
Buckhorn Grill	1171 Locust Street	Walnut Creek	Food Service
Gelateria Naia	1245 N Broadway	Walnut Creek	Food Service

Planned Facilities to Inspect in Walnut Creek (FY 16-17)

Original Hick'ry Pit	1495 S Main Street	Walnut Creek	Food Service
Kaiwa Sushi	1534 Locust Street	Walnut Creek	Food Service
Roesbery Car Care	3099 N Main Street	Walnut Creek	Vehicle Service
European Auto Service	1437 Mazda Drive	Walnut Creek	Vehicle Service
Trader Joe's	1372 S California Street	Walnut Creek	Grocery Store
Petco	1301 S California Blvd	Walnut Creek	Retail
Whole Foods Market	1333 E Newell Ave	Walnut Creek	Grocery Store
Genova Delicatessen	2064 Treat Blvd C&D	Walnut Creek	Food Service
Jamba Juice Co.	704 Bancroft Road B	Walnut Creek	Food Service
Starbucks #5259	716 Bancroft Road	Walnut Creek	Food Service
All Star Donuts	2054 Treat Blvd #A	Walnut Creek	Food Service
Bagel Street Café	2975 Ygnacio Valley Road	Walnut Creek	Food Service
Evie's Hamburgers	2861 Ygnacio Valley Road	Walnut Creek	Food Service
Varella Cleaners	2857 Ygnacio Valley Road	Walnut Creek	Dry Cleaner
Taco Bell #5725	2849 Ygnacio Valley Road	Walnut Creek	Food Service
Oak Grove Valero Station	2411 Oak Grove Road	Walnut Creek	Gas Station
Applebee's	2819 Ygnacio Valley Road	Walnut Creek	Food Service
Kara's Cupcakes	1388 N Main Street	Walnut Creek	Food Service
Home Of Chicken And Waffles	1653 Mt Diablo Blvd	Walnut Creek	Food Service
Kacha Thai Bistro	1665 Mt Diablo Blvd	Walnut Creek	Food Service
Subway #49195	1441 Locust Street	Walnut Creek	Food Service
Joe's Foreign Automotive	2830 N Main Street	Walnut Creek	Vehicle Service
Walnut Creek Transmission	2040 N Main Street #1	Walnut Creek	Vehicle Service
High Tech Burrito	1815 Ygnacio Valley Road B	Walnut Creek	Food Service
Subway Sandwiches #13750	1815 Ygnacio Valley Road E	Walnut Creek	Food Service
Tatsu Sushi	1837 Ygnacio Valley Road	Walnut Creek	Food Service
Target #t-1208	1871 N Main Street	Walnut Creek	Retail
A Sweet Affair Bakery	1815 Ygnacio Valley Road #F	Walnut Creek	Food Service
Mountain Mike's Pizza	1817 Ygnacio Valley Road	Walnut Creek	Food Service
China Village Restaurant	1841 Ygnacio Valley Road	Walnut Creek	Food Service
Kinder's	1831 Ygnacio Valley Road	Walnut Creek	Food Service
Yoppi Frozen Yogurt	1815 Ygnacio Valley Road #G	Walnut Creek	Food Service
Toyo Sushi Japanese Cuisine	2865 Ygnacio Valley Road	Walnut Creek	Food Service
Mary's Pizza Shack	2246 Oak Grove Road	Walnut Creek	Food Service
Il Fornaio (cucina Italian)	1430 Mt Diablo Blvd	Walnut Creek	Food Service
Rocco's Ristorante & Pizzeria	2909 Ygnacio Valley Road	Walnut Creek	Food Service
Safeway	2941 Ygnacio Valley Road	Walnut Creek	Grocery Store
Burger King #4516	1799 N Broadway	Walnut Creek	Food Service
Jade Garden Restaurant	2979 Ygnacio Valley Road	Walnut Creek	Food Service
B & X Motors	1481 S O S Drive	Walnut Creek	Vehicle Sales
Bailey's Auto Sales	1303 Pine Street	Walnut Creek	Vehicle Sales
Deli Delight	325 N Wiget Lane 100	Walnut Creek	Food Service
North Main Chevron	2329 N Main Street	Walnut Creek	Gas Station
Taco Bell #22330	2400 N Main Street	Walnut Creek	Food Service
Wendy's	2955 N Main Street	Walnut Creek	Food Service
Chevron	1980 N Main Street	Walnut Creek	Gas Station
Pomegranate Restaurant / Catering	1389 N Main Street B	Walnut Creek	Food Service
Nohr's Auto Sales	1425 Pine Street	Walnut Creek	Vehicle Sales
Lil Bear Car Wash	604 Ygnacio Valley Road	Walnut Creek	Car Wash/Det.
Baja Fresh	1251 S California	Walnut Creek	Food Service
Ottavio	1606 N Main Street	Walnut Creek	Food Service
Panera Bread	1140 Locust Street	Walnut Creek	Food Service
Yogurtland	1247 S California Blvd	Walnut Creek	Food Service
Yogurt Station	2913 Ygnacio Valley Road	Walnut Creek	Food Service

Planned Facilities to Inspect in Walnut Creek (FY 16-17)

Dragon's Pond	1353 Locust Street	Walnut Creek	Food Service
Panda Express	2280 Oak Grove Road A	Walnut Creek	Food Service
Tutti Frutti Frozen Yogurt	2238 Oak Grove Road	Walnut Creek	Food Service
Babushka European Restaurant & Deli	1475 Newell Ave	Walnut Creek	Food Service
Guanatos Ice Cream	704 Bancroft Road C	Walnut Creek	Food Service
City of Walnut Creek Corporation Yard	511 Lawrence Way	Walnut Creek	Fleet Operations
City of Walnut Creek Parks Department	511 Lawrence Way	Walnut Creek	Landscape
(heather Farms Location)	600 San Carlos Drive	Walnut Creek	Vehicle Service
City of Walnut Creek Traffic Operations Center	508 Lawrence Way	Walnut Creek	Warehouse
Boundary Oaks Maintenance Facility	3560 Valley Vista Road	Walnut Creek	Landscape
Central Automotive Service Center	1425 Autocenter Drive	Walnut Creek	Vehicle Service
Bombay Indian Restaurant	1512 N Main Street	Walnut Creek	Food Service
House Of Sake Restaurant	313 N Civic Drive	Walnut Creek	Food Service
Plearn Thai Palace	1510 N Main Street	Walnut Creek	Food Service
Extreme Pizza	1630 Cypress Street	Walnut Creek	Food Service
Jiffy Lube #2335	2190 N Broadway	Walnut Creek	Vehicle Service
Crogan's Bar & Grill Inc	1387 Locust Street	Walnut Creek	Food Service
Fuddruckers	1940 N Main Street	Walnut Creek	Food Service
Main Street Kitchen	1358 N Main Street	Walnut Creek	Food Service
Sunnyvale Market & Deli	1512 Sunnyvale Ave	Walnut Creek	Mini-Market
Carondolet Athletics Complex	3737 Valley Vista Road	Walnut Creek	Pool
Massimo's Ristorante	1604 Locust Street	Walnut Creek	Food Service
Rossmoor Golf Course	1000 Stanley Dollar Drive	Walnut Creek	Golf Course
Pacific Power Motorsports	2149 N Broadway	Walnut Creek	Vehicle Service
Skipolini's Pizza	1535 Giammona Drive	Walnut Creek	Food Service
E-tech Collision	2141 N Broadway	Walnut Creek	Body Shop
E-Tech Powder Coating	2141 N Broadmoor	Walnut Creek	Commercial
Mel's Diner	1394 N Main Street	Walnut Creek	Food Service
Kabob House	1250 Newell Ave G	Walnut Creek	Food Service

Subtotal: 151

TOTAL INSPECTION GOAL (110%)=182

Target Goal = 182

Annual Goal = 165

Potential Facilities Inventory in Walnut Creek

Attachment C.4.b.iii

Name	Address	City	Program Category
Atria Montego Heights	1400 Montego Drive	Walnut Creek	Assisted Living
Atria Valley View	1228 Rossmoor Parkway	Walnut Creek	Assisted Living
Byron Park Retirement	1700 Tice Valley Blvd	Walnut Creek	Assisted Living
Carnelian Retirement	2380 Warren Road	Walnut Creek	Assisted Living
Harmony Home Care	1621 Third Ave	Walnut Creek	Assisted Living
Heatherwood	1315 Mt Pisgah Road	Walnut Creek	Assisted Living
Heritage Pointe Senior Apartment Homes	1785 Shuey Ave	Walnut Creek	Assisted Living
Kensington Place	1580 Geary Road	Walnut Creek	Assisted Living
Kindred Nursing And Rehabilitation	1449 Ygnacio Road	Walnut Creek	Assisted Living
Kindred Transitional Care and Rehabilitation	1224 Rossmoor Parkway	Walnut Creek	Assisted Living
Manor Care	1226 Rossmoor Parkway	Walnut Creek	Assisted Living
Manor Care	1975 Tice Valley Blvd	Walnut Creek	Assisted Living
Sunrise Assisted Living	2175 Ygnacio Valley Road	Walnut Creek	Assisted Living
Tampico Terrace	130 Tampico Way	Walnut Creek	Assisted Living
Tiffany Court	1866 San Miguel Drive	Walnut Creek	Assisted Living
Walnut Creek Willows Assisted Living	2015 Mt Diablo Blvd	Walnut Creek	Assisted Living
Arties Countrywood Lounge	2068 Treat Blvd B	Walnut Creek	Bar Only
Buon Vino	1545 Locust Street	Walnut Creek	Bar Only
Calicraft Brewing Company	2700 Mitchell Drive B	Walnut Creek	Bar Only
Casa Belicoso Cigar Lounge	2540 N Main Street	Walnut Creek	Bar Only
Club 1220	1220 Pine Street	Walnut Creek	Bar Only
Ol Beercafe And Bottleshop	1541 Giammona Drive	Walnut Creek	Bar Only
Spoontonic Lounge	2580 N Main Street	Walnut Creek	Bar Only
Cooks Collision	1414 Pine Street	Walnut Creek	Body Shop
Cooks Collision	2659 N Main Street	Walnut Creek	Body Shop
Dent Wizard	1300 Pine Street	Walnut Creek	Body Shop
E-tech Collision	2141 N Broadway	Walnut Creek	Body Shop
Jim's California Auto Body, Inc.	2645 N Main Street	Walnut Creek	Body Shop
Mike Rose's Auto Body, Inc.	2140 N Broadway Blvd	Walnut Creek	Body Shop
Mike Rose's Auto Body, Inc.	2288 N Main Street	Walnut Creek	Body Shop
Miracle Auto Painting	1075 Boulevard Way	Walnut Creek	Body Shop
New Colors Automotive	2100 N Main Street	Walnut Creek	Body Shop
Parker Robb Collision Center Body Shop	1750 Locust Street	Walnut Creek	Body Shop
Enterprise Rent-A-Car	2679 N Main Street	Walnut Creek	Car Rental
Hertz Local Edition	2266 N Main Street	Walnut Creek	Car Rental
Autopia Car Wash	2172 N Main Street	Walnut Creek	Car Wash/Det.
Cooks Collision	1367 Pine Street	Walnut Creek	Car Wash/Det.
Lil Bear Car Wash	604 Ygnacio Valley Road	Walnut Creek	Car Wash/Det.
Main Street Wash & Detailing	2042 N Main Street	Walnut Creek	Car Wash/Det.
Oc Detailing	2145 N Broadway	Walnut Creek	Car Wash/Det.
Walnut Creek Car Wash	2965 N Main Street	Walnut Creek	Car Wash/Det.

Name	Address	City	Program Category
Walnut Creek Honda Detail Center	1410 Arroyo Way	Walnut Creek	Car Wash/Det.
CCCSD - CSO	1250 Springbrook Road	Walnut Creek	CCCSD
CCCSD - Vehicle Shop	1266 Springbrook Road	Walnut Creek	CCCSD
Advanced Vehicle Outfitters	1410 Lesnick Lane #C	Walnut Creek	Commercial
Animal Rescue Foundation	2890 Mitchell Drive	Walnut Creek	Commercial
Barbeque Galore	1539 Botelho Drive	Walnut Creek	Commercial
Build-tek	1528 2nd Ave	Walnut Creek	Commercial
C & L Lawnmower	2327 Boulevard Circle	Walnut Creek	Commercial
C&M Party Props	1942 Mt Diablo Blvd	Walnut Creek	Commercial
Century 14	1201 Locust Street	Walnut Creek	Commercial
Club Sport Valley Vista	3737 Valley Vista Road	Walnut Creek	Commercial
Creekside Spa & Salon	1377 Newell Ave	Walnut Creek	Commercial
Environmental Management Services Inc	150 N Wiget Lane 101	Walnut Creek	Commercial
Forma Gym	1908 Olympic Blvd	Walnut Creek	Commercial
Kaiser Data Center	25 N Via Monte Blvd	Walnut Creek	Commercial
Kaiser Data Center	501 Lennon Lane	Walnut Creek	Commercial
Lafayette Woodworking	1515 Third Ave	Walnut Creek	Commercial
North Main Pet Lodge	2818 N Main Street	Walnut Creek	Commercial
Pacific Medical	190 N Wiget Lane	Walnut Creek	Commercial
Plaza Escuela	Locust Street	Walnut Creek	Commercial
San Miguel Center	1250 Newell Ave	Walnut Creek	Commercial
Signworks	1539 Third Ave #A	Walnut Creek	Commercial
Walgreens	2900 N Main Street	Walnut Creek	Commercial
Walnut Creek Customs	2145 N Broadway	Walnut Creek	Commercial
Walnut Creek Printing Company	1575 Third Ave	Walnut Creek	Commercial
Bohannan Concrete	1561 Third Ave	Walnut Creek	Contractor
Engineered Soil Repairs, Inc.	1267 Springbrook Road	Walnut Creek	Contractor
Cardinal Dental Laboratory	1844 San Miguel Drive #315	Walnut Creek	Dental Lab
Hockel Dental Laboratory	2651 Oak Grove Road	Walnut Creek	Dental Lab
Kainos Dental Laboratory	1844 San Miguel Drive #308B	Walnut Creek	Dental Lab
Millennium Dental Laboratory	2021 Ygnacio Valley Road A1	Walnut Creek	Dental Lab
Village Goldsmith	1270 Springbrook Road E	Walnut Creek	Dental Lab
American Dry Cleaning	2400 Olympic Blvd 8	Walnut Creek	Dry Cleaner
Americlean Cleaners	1545 Palos Verdes Mall	Walnut Creek	Dry Cleaner
Classic Cleaning	1350 Mt Diablo Blvd	Walnut Creek	Dry Cleaner
Dutch Girl Cleaners	2094 Mt Diablo Blvd	Walnut Creek	Dry Cleaner
Herald Cleaners	1525 Cypress Street	Walnut Creek	Dry Cleaner
Hosanna 1 Hour Cleaners	1280 Newell Ave C	Walnut Creek	Dry Cleaner
Major Town Cleaners	2918 N Main Street	Walnut Creek	Dry Cleaner
Marshall Steel Cleaners	1297 Parkside Drive	Walnut Creek	Dry Cleaner
My Buddy Cleaners	1950 Mt Diablo Blvd 2	Walnut Creek	Dry Cleaner

Name	Address	City	Program Category
New Fashion Cleaners	581 Ygnacio Valley Road	Walnut Creek	Dry Cleaner
Norge Valley Cleaners	1557 Palos Verdes Mall	Walnut Creek	Dry Cleaner
Premium Cleaners	1865 Ygnacio Valley Blvd	Walnut Creek	Dry Cleaner
Sparklizing Cleaners	1958 Tice Valley Blvd	Walnut Creek	Dry Cleaner
St Paul Cleaners	1381 E Newell Ave	Walnut Creek	Dry Cleaner
Varella Cleaners	2857 Ygnacio Valley Road	Walnut Creek	Dry Cleaner
Vogue Cleaners	1256 Civic Drive	Walnut Creek	Dry Cleaner
Vogue Cleaners	1552 Newell Ave	Walnut Creek	Dry Cleaner
Lindsay Wildlife Museum	1931 First Ave	Walnut Creek	Education
All Area Towing	1520 Third Ave D	Walnut Creek	Fleet Operations
Budget Car and Truck Rental	2654 N Main Street	Walnut Creek	Fleet Operations
California Army National Guard	1800 Carmel Drive	Walnut Creek	Fleet Operations
Caltrans Walnut Creek East	2616 N Main Street	Walnut Creek	Fleet Operations
Caltrans Walnut Creek West	2581 N Main Street	Walnut Creek	Fleet Operations
City of Walnut Creek Corporation Yard	511 Lawrence Way	Walnut Creek	Fleet Operations
EBMUD	2658 N Main Street	Walnut Creek	Fleet Operations
U.S. Postal Service Vehicle Maintenance Fa	2070 N Broadway	Walnut Creek	Fleet Operations
1515 Restaurant Lounge	1515 N Main Street	Walnut Creek	Food Service
1990 Cafeteria	1990 N California Blvd #140	Walnut Creek	Food Service
360 Gourmet World Grill	1558 Newell Ave	Walnut Creek	Food Service
54 Mint - Il Forno	1686 Locust Street	Walnut Creek	Food Service
A Sweet Affair Bakery	1815 Ygnacio Valley Road #F	Walnut Creek	Food Service
A Sweet Affair Bakery	2001 N Main Street 150	Walnut Creek	Food Service
Adega Wine Bar	1376 N Main Street	Walnut Creek	Food Service
Alborz Persian Cuisine	1829 Mt Diablo Blvd	Walnut Creek	Food Service
All Star Donuts	2054 Treat Blvd #A	Walnut Creek	Food Service
Applebee's	2819 Ygnacio Valley Road	Walnut Creek	Food Service
Auntie Ann's Pretzels	627 Capwell Lane	Walnut Creek	Food Service
Babalou's Mediterranean	1645 Bonanza Street	Walnut Creek	Food Service
Babushka European Restaurant & Deli	1475 Newell Ave	Walnut Creek	Food Service
Bagel Street Café	2975 Ygnacio Valley Road	Walnut Creek	Food Service
Baja Fresh	1251 S California	Walnut Creek	Food Service
Black Bear Diner	700 Bancroft Road	Walnut Creek	Food Service
Blu 42 Sports Lounge And Grill	1251 Arroyo Way	Walnut Creek	Food Service
Blush Organic Yogurt	1345 Newell Ave B	Walnut Creek	Food Service
Bombay Indian Restaurant	1512 N Main Street	Walnut Creek	Food Service
Boudin SF	12 Broadway Lane 1000	Walnut Creek	Food Service
Buckhorn Grill	1171 Locust Street	Walnut Creek	Food Service
Burger King #4516	1799 N Broadway	Walnut Creek	Food Service
Burger King #6579	2855 N Main Street	Walnut Creek	Food Service
Buttercup Grill	660 Ygnacio Valley Road	Walnut Creek	Food Service

Name	Address	City	Program Category
Cactus Café	1450 Treat Blvd	Walnut Creek	Food Service
Cactus Café Towers	1277 Treat Blvd	Walnut Creek	Food Service
Café Cup Express	205 Lennon Lane	Walnut Creek	Food Service
Café Duzni	1981 N Broadway Road	Walnut Creek	Food Service
Café La Scala	1655 N Main Street	Walnut Creek	Food Service
Café Pica Deli	1644 N Broadway	Walnut Creek	Food Service
Caffe California	100 Pringle Ave	Walnut Creek	Food Service
California Pizza Kitchen	1500 Newell Ave B	Walnut Creek	Food Service
Capital One Café	1139 S Main Street C1&C2	Walnut Creek	Food Service
Caspers Hot Dogs	1280 Newell Ave A	Walnut Creek	Food Service
Chalogy	1349 Locust Street	Walnut Creek	Food Service
Cheese Steak Shop, Inc.	1626 Cypress Street	Walnut Creek	Food Service
Chick-fil-a	2750 N Main Street	Walnut Creek	Food Service
China Palace	2932 N Main Street	Walnut Creek	Food Service
China Village Restaurant	1841 Ygnacio Valley Road	Walnut Creek	Food Service
Chipotle Mexican Grill	1158 Locust Street	Walnut Creek	Food Service
Cinco De Mayo	1372 Locust Street	Walnut Creek	Food Service
Citra Grill	1550 Olympic Blvd	Walnut Creek	Food Service
Cocola Bakery	126 Broadway Lane 1040	Walnut Creek	Food Service
Coffee Shop Worldwide Roasts	1321 Locust Street	Walnut Creek	Food Service
Corners Tavern	1342 Broadway Plaza	Walnut Creek	Food Service
Cream	1372 N Main Street 101	Walnut Creek	Food Service
Creekside Events Center	1021 Stanley Dollar Drive	Walnut Creek	Food Service
Creekside Patio	1010 Stanley Dollar Blvd	Walnut Creek	Food Service
Crepes Ooh La La	1548 Locust Street	Walnut Creek	Food Service
Crogan's Bar & Grill Inc	1387 Locust Street	Walnut Creek	Food Service
Dan's Bar	1524 Civic Drive	Walnut Creek	Food Service
Deli Delight	325 N Wiget Lane 100	Walnut Creek	Food Service
Denica's Café	2280 Oak Grove Road B	Walnut Creek	Food Service
Do Sit Thai Cuisine	1520 Palos Verdes Mall	Walnut Creek	Food Service
Domino's Pizza	2521 N Main Street	Walnut Creek	Food Service
Dragon's Pond	1353 Locust Street	Walnut Creek	Food Service
Dunkin' Donuts	1250 Newell Ave K	Walnut Creek	Food Service
Edible Arrangements	1544 Newell Ave	Walnut Creek	Food Service
Elks Lodge #1811	1475 Creekside Drive	Walnut Creek	Food Service
Evie's Hamburgers	2861 Ygnacio Valley Road	Walnut Creek	Food Service
Extreme Pizza	1630 Cypress Street	Walnut Creek	Food Service
Finish Line Café	1600 S Main Street 102	Walnut Creek	Food Service
Fleming's Prime Steakhouse And Wine Bar	1685 Mt Diablo Blvd	Walnut Creek	Food Service
Forever Yogurt Bee And Tea	2905 N Main Street	Walnut Creek	Food Service
Fraedo's Café	1646 N California Blvd 110	Walnut Creek	Food Service

Name	Address	City	Program Category
Freebirds World Burrito	1512 Geary Road	Walnut Creek	Food Service
Fresh Choice, Inc.	1275 S Main Street	Walnut Creek	Food Service
Frosting Bake Shop	1288 Broadway Plaza	Walnut Creek	Food Service
Fuddruckers	1940 N Main Street	Walnut Creek	Food Service
Fuego Tequila Grill	1359 Locust Street	Walnut Creek	Food Service
Gelateria Naia	1245 N Broadway	Walnut Creek	Food Service
Genji	1333 Newell Ave	Walnut Creek	Food Service
Genova Delicatessen	1105 S California Blvd	Walnut Creek	Food Service
Genova Delicatessen	2064 Treat Blvd C&D	Walnut Creek	Food Service
Genova Ravioli Manufacturing	2730 Camino Diablo	Walnut Creek	Food Service
George's Giant Hamburger	1491 Newell Ave	Walnut Creek	Food Service
Godiva	108 Broadway Lane 1030	Walnut Creek	Food Service
Green Garden	1562 Palos Verdes Mall	Walnut Creek	Food Service
Guanatos Ice Cream	704 Bancroft Road C	Walnut Creek	Food Service
Haagen-dazs	625 Capwell Lane	Walnut Creek	Food Service
Habit Burger Grill	1504 Geary Road	Walnut Creek	Food Service
Hamachi Restaurant & Lounge	1523 Giammona Drive	Walnut Creek	Food Service
Havana	1516 Bonanza Street	Walnut Creek	Food Service
Havana Café & Catering	2172 N Main Street	Walnut Creek	Food Service
High Tech Burrito	1815 Ygnacio Valley Road B	Walnut Creek	Food Service
Hillside Clubhouse	3400 Golden Rain Road	Walnut Creek	Food Service
Hiro Sushi	1690 Locust Street	Walnut Creek	Food Service
Home Of Chicken And Waffles	1653 Mt Diablo Blvd	Walnut Creek	Food Service
Honey Berry	1632 N Main Street	Walnut Creek	Food Service
House Of Bagels	1331 Locust Street	Walnut Creek	Food Service
House Of Sake Restaurant	313 N Civic Drive	Walnut Creek	Food Service
Ice Monster	2230 Oak Grove Road 103	Walnut Creek	Food Service
IHOP	2910 N Main Street	Walnut Creek	Food Service
Ike's Lair	1159 Locust Street	Walnut Creek	Food Service
Il Fornaio (cucina Italian)	1430 Mt Diablo Blvd	Walnut Creek	Food Service
Jack In The Box #417	2295 N Main Street	Walnut Creek	Food Service
Jade Garden Restaurant	2979 Ygnacio Valley Road	Walnut Creek	Food Service
Jamba Juice	1425 Duncan Ave	Walnut Creek	Food Service
Jamba Juice Co.	704 Bancroft Road B	Walnut Creek	Food Service
Jimmy John's	2914 N Main Street	Walnut Creek	Food Service
Jun Japanese Bistro dba Izakaya Jun	1552 Locust Street	Walnut Creek	Food Service
Kabob House	1250 Newell Ave G	Walnut Creek	Food Service
Kacha Thai Bistro	1665 Mt Diablo Blvd	Walnut Creek	Food Service
Kaiwa Sushi	1534 Locust Street	Walnut Creek	Food Service
Kana Sushi	1280 Newell Ave E	Walnut Creek	Food Service
Kanishka Café	1518 Bonanza Street	Walnut Creek	Food Service

Name	Address	City	Program Category
Kara's Cupcakes	1388 N Main Street	Walnut Creek	Food Service
Katy's Kreek	1680 Locust Street	Walnut Creek	Food Service
Kevin's Noodle House	2034 N Main Street	Walnut Creek	Food Service
Kinder's	1831 Ygnacio Valley Road	Walnut Creek	Food Service
Kinder's Meats	1293 Parkside Drive	Walnut Creek	Food Service
Kuki's Ice Cream Cakes & Yogurt	1510 Palos Verdes Mall C	Walnut Creek	Food Service
La Boulange De Walnut Creek	1348 Broadway Plaza	Walnut Creek	Food Service
La Fogata Mexican Bar & Grill	1315 N Main Street	Walnut Creek	Food Service
Lark Creek Café	1360 Locust Street	Walnut Creek	Food Service
Le Bistro	1606 N Main Street	Walnut Creek	Food Service
Le Cheval Restaurant	1375 N Broadway	Walnut Creek	Food Service
Legateau Elegant	1479 Newell Ave	Walnut Creek	Food Service
Lemonade	1348 Broadway Plaza	Walnut Creek	Food Service
Lettuce	1632 Locust Street	Walnut Creek	Food Service
Limon Rotisserie	1524 Locust Street	Walnut Creek	Food Service
Lokanta	1524 Locust Street	Walnut Creek	Food Service
Lottie's Creamery	1414 N Main Street	Walnut Creek	Food Service
Main Street Kitchen	1358 N Main Street	Walnut Creek	Food Service
Maria Maria	1470 N Broadway	Walnut Creek	Food Service
Mariachi Mexican Grill	2054 Treat Blvd B	Walnut Creek	Food Service
Mary's Pizza Shack	2246 Oak Grove Road	Walnut Creek	Food Service
Masses Bar & Grille	2721 N Main Street	Walnut Creek	Food Service
Massimo's Ristorante	1604 Locust Street	Walnut Creek	Food Service
Mel's Diner	1394 N Main Street	Walnut Creek	Food Service
Mi Casa	2195 N Broadway	Walnut Creek	Food Service
Miraku Japanese Cuisine & Sushi Bar.	2131 N Broadway	Walnut Creek	Food Service
Mixed Grain Korean Cuisine	1546 Bonanza Street	Walnut Creek	Food Service
Mod Pizza	2553 Oak Grove Road	Walnut Creek	Food Service
Modern China Café	1525 N Main Street	Walnut Creek	Food Service
Monas Burgers & Shakes	1574 Palos Verdes Mall	Walnut Creek	Food Service
Montecatini Ristorante	1528 Civic Drive	Walnut Creek	Food Service
Mooyah	1815 Ygnacio Valley Road D	Walnut Creek	Food Service
Mountain Mike's Pizza	1817 Ygnacio Valley Road	Walnut Creek	Food Service
Mr. Green Bubbles	1539 Locust Street	Walnut Creek	Food Service
Mr. Luckys Bar & Grill	1527 Locust Street	Walnut Creek	Food Service
Mr. Pickles Sandwich Shop	1991 N Broadway	Walnut Creek	Food Service
Murphy's Deli	2121 N California 200	Walnut Creek	Food Service
Nama Sushi	1502 Sunnyvale Ave	Walnut Creek	Food Service
Neiman Marcus Café	1000 S Main Street	Walnut Creek	Food Service
Nespresso	1228 Broadway Plaza	Walnut Creek	Food Service
New Deli Café	1600 Riviera Ave	Walnut Creek	Food Service

Name	Address	City	Program Category
Noah's Bagels	1936 Mt Diablo Blvd	Walnut Creek	Food Service
Noah's New York Bagels Inc.	730 Bancroft Road C	Walnut Creek	Food Service
Nordstrom's Café	1200 Broadway Plaza	Walnut Creek	Food Service
Nordstrom's Expresso Bar	1200 Broadway Plaza	Walnut Creek	Food Service
Norma's Place	2820 Shadelands Drive 100	Walnut Creek	Food Service
Nothing Bundt Cakes	1551 Botelho Drive	Walnut Creek	Food Service
Oi - C Bowl	1616 N Main Street	Walnut Creek	Food Service
Oishi Sushi & Grill	1542 Newell Ave	Walnut Creek	Food Service
Olde San Francisco Creamery Co.	1370 Locust Street	Walnut Creek	Food Service
Opa Authentic Greek Cuisine	1532 N Main Street	Walnut Creek	Food Service
Original Hick'ry Pit	1495 S Main Street	Walnut Creek	Food Service
Ottavio	1606 N Main Street	Walnut Creek	Food Service
Oyama Sushi	1521 N Main Street	Walnut Creek	Food Service
Pacific Bay Coffee Company	1495 Newell Ave	Walnut Creek	Food Service
Pancheros Mexican Grill	2317 Ygnacio Valley Road	Walnut Creek	Food Service
Pancoast Pizza	1516 S Main Street	Walnut Creek	Food Service
Panda Express	2280 Oak Grove Road A	Walnut Creek	Food Service
Panera Bread	1140 Locust Street	Walnut Creek	Food Service
Panera Bread	744 Bancroft Road	Walnut Creek	Food Service
Papa John's Pizza	1280 Newell Ave B	Walnut Creek	Food Service
Papa Murphy's Pizza	1557 Palos Verdes Mall #A	Walnut Creek	Food Service
Pasta Primavera Too	2997 N Main Street	Walnut Creek	Food Service
Peet's Coffee & Tea	1343 Locust Street	Walnut Creek	Food Service
Peet's Coffee & Tea, Inc.	1835 Ygnacio Valley Road	Walnut Creek	Food Service
Peony Garden	1448 S Main Street	Walnut Creek	Food Service
PF Changs China Bistro	1205 Broadway Plaza	Walnut Creek	Food Service
Pinky's Pizza	2085 N Broadway 100	Walnut Creek	Food Service
Pizza Guys	1548 Newell Ave	Walnut Creek	Food Service
Pizza My Heart	1590 Botelho	Walnut Creek	Food Service
Plaza Deli	2175 N California Blvd 204	Walnut Creek	Food Service
Plearn Thai Palace	1510 N Main Street	Walnut Creek	Food Service
Pomegranate Restaurant / Catering	1389 N Main Street B	Walnut Creek	Food Service
Pressed Juicery	1179 Locust A	Walnut Creek	Food Service
Prima Ristorante	1522 N Main Street	Walnut Creek	Food Service
Project Pie	1500 Botelho Drive b120	Walnut Creek	Food Service
Quiznos	2236 Oak Grove Road A	Walnut Creek	Food Service
Ramen Hiroshi	1633 Bonanza Street	Walnut Creek	Food Service
Red House Studios	1667 Botelho Drive	Walnut Creek	Food Service
Redux Lounge	1411 Locust Street	Walnut Creek	Food Service
Residual Sugar	1684 Locust Street	Walnut Creek	Food Service
Rocco's Ristorante & Pizzeria	2909 Ygnacio Valley Road	Walnut Creek	Food Service

Name	Address	City	Program Category
Rooftop	1500 Mt Diablo Blvd	Walnut Creek	Food Service
Rossmoor Diner	1908 Tice Valley Blvd A	Walnut Creek	Food Service
Round Table Pizza	1776 N Broadway	Walnut Creek	Food Service
Ruth's Chris Steak House	1553 Olympic Blvd	Walnut Creek	Food Service
Saigon Vietnamese Bistro	1560 Newell Ave	Walnut Creek	Food Service
Salvatore Ristorante	1627 N Broadway	Walnut Creek	Food Service
Sargam Indian Cuisine	140 N Civic Drive	Walnut Creek	Food Service
Saroor Indian Cuisine	2580 N Main Street	Walnut Creek	Food Service
Sasa	1432 N Main Street	Walnut Creek	Food Service
Sauced BBQ and Spirits	1410 Locust Street	Walnut Creek	Food Service
Scott's Seafood Grill & Bar	1333 N California Blvd	Walnut Creek	Food Service
Shanghai Restaurant	1291 Parkside Drive	Walnut Creek	Food Service
Sichuan House	2064 Treat Blvd H	Walnut Creek	Food Service
Silk Road	1440 N Main Street	Walnut Creek	Food Service
Skipolini's Pizza	1535 Giammona Drive	Walnut Creek	Food Service
Small Talk Family Café	1536 Newell Ave	Walnut Creek	Food Service
Sorrento's	2064 Treat Blvd B	Walnut Creek	Food Service
Stadium Pub	1420 Lincoln Ave	Walnut Creek	Food Service
Stanford's Restaurant & Bar	1300 S Main Street	Walnut Creek	Food Service
Starbucks	1663 N California Blvd	Walnut Creek	Food Service
Starbucks	2856 Ygnacio Valley Road	Walnut Creek	Food Service
Starbucks	710 Bancroft Road B	Walnut Creek	Food Service
Starbuck's	1320 Broadway Plaza	Walnut Creek	Food Service
Starbucks #5259	716 Bancroft Road	Walnut Creek	Food Service
Starbucks #5624	1340 N Main Street	Walnut Creek	Food Service
Starbucks #5768	2922 N Main Street	Walnut Creek	Food Service
Starbucks Coffee	1152 Locust Street	Walnut Creek	Food Service
Starbuck's Coffee	1544 Palos Verdes Mall	Walnut Creek	Food Service
Starbucks Coffee #581	1146 Broadway Plaza	Walnut Creek	Food Service
Subway	1514 Geary Road	Walnut Creek	Food Service
Subway	1572 Palos Verdes Mall	Walnut Creek	Food Service
Subway #49195	1441 Locust Street	Walnut Creek	Food Service
Subway Sandwiches #13750	1815 Ygnacio Valley Road E	Walnut Creek	Food Service
Subway Sandwiches #39581	1556 Newell Ave	Walnut Creek	Food Service
Sunol Ridge	1388 Locust Street	Walnut Creek	Food Service
Sunrise Bistro And Catering	1559 Botelho Drive	Walnut Creek	Food Service
Taco Bell #22330	2400 N Main Street	Walnut Creek	Food Service
Taco Bell #5725	2849 Ygnacio Valley Road	Walnut Creek	Food Service
Tatsu Sushi	1837 Ygnacio Valley Road	Walnut Creek	Food Service
Teavana	117 Broadway Lane 1046	Walnut Creek	Food Service
Teleferic Barcelona	1500 Mt Diablo Blvd	Walnut Creek	Food Service

Name	Address	City	Program Category
Tender Greens	1352 Locust Street	Walnut Creek	Food Service
The Brass Bear Delicatessen	1506 N Main Street	Walnut Creek	Food Service
The Cheesecake Factory	1181 Locust Street E	Walnut Creek	Food Service
The Civic Garden Deli	201 N Civic Drive 117	Walnut Creek	Food Service
The Coffee Bean And Tea Leaf	1522 Geary Road	Walnut Creek	Food Service
The Counter Custom Built Burgers	1699 N California Blvd	Walnut Creek	Food Service
The Habit Burger & Grill	1255 S California Blvd	Walnut Creek	Food Service
Tiki Tom's	1535 Olympic Blvd	Walnut Creek	Food Service
Tomatina	1325 N Main Street	Walnut Creek	Food Service
Tony's Slice House	1500 Mt Diablo Blvd	Walnut Creek	Food Service
Tortilleria El Molino	2228 Oak Grove Road	Walnut Creek	Food Service
Toyo Sushi Japanese Cuisine	2865 Ygnacio Valley Road	Walnut Creek	Food Service
True Food Kitchen	120 Broadway Lane 1044	Walnut Creek	Food Service
Tullio's Family Style Italian Restaurant	2065 N Broadway	Walnut Creek	Food Service
Tutti Frutti Frozen Yogurt	2238 Oak Grove Road	Walnut Creek	Food Service
Va De Vi	1511 Mt Diablo Blvd	Walnut Creek	Food Service
Vanden Thai	1250 Newell Ave J	Walnut Creek	Food Service
Vanessa's Bistro	1512 Locust Street	Walnut Creek	Food Service
Veggie Grill	1320 Locust Street	Walnut Creek	Food Service
Vic Stewart's Restaurant	850 S Broadway	Walnut Creek	Food Service
Vitality Bowl	1528 Locust Street	Walnut Creek	Food Service
Walnut Creek Yacht Club	1555 Bonanza Street	Walnut Creek	Food Service
Wendy's	2955 N Main Street	Walnut Creek	Food Service
Wetzel's Pretzels	100 Broadway Lane	Walnut Creek	Food Service
Yalla Mediterranean	1813 Ygnacio Valley Road A	Walnut Creek	Food Service
Yan's China Bistro And Bar	2929 N Main Street	Walnut Creek	Food Service
Ygnacio Café	2033 N Main Street 160	Walnut Creek	Food Service
Yogurt Station	2913 Ygnacio Valley Road	Walnut Creek	Food Service
Yogurtland	1247 S California Blvd	Walnut Creek	Food Service
Yoppi Frozen Yogurt	1815 Ygnacio Valley Road #G	Walnut Creek	Food Service
76 Service Station	690 Ygnacio Valley Road	Walnut Creek	Gas Station
Beacon Gas Station	1387 S California Blvd	Walnut Creek	Gas Station
Chevron	1980 N Main Street	Walnut Creek	Gas Station
Chevron Service Station #95595	1700 Mt Diablo Blvd	Walnut Creek	Gas Station
Heather Farm Shell	1790 Ygnacio Valley Road A	Walnut Creek	Gas Station
Ideal Miles Plus Gasoline	699 Ygnacio Valley Road	Walnut Creek	Gas Station
Main & Geary Chevron Service	2895 N Main Street	Walnut Creek	Gas Station
North Main Chevron	2329 N Main Street	Walnut Creek	Gas Station
North Main Shell	2900 N Main Street	Walnut Creek	Gas Station
Oak Grove Valero Station	2411 Oak Grove Road	Walnut Creek	Gas Station
Shell	2098 Mt Diablo Blvd	Walnut Creek	Gas Station

Potential Facilities Inventory in Walnut Creek

Name	Address	City	Program Category
Shell Gas Station	265 Ygnacio Valley Road	Walnut Creek	Gas Station
Texx Oil	1599 Newell Ave	Walnut Creek	Gas Station
Walnut Creek 76	2501 N Main Street	Walnut Creek	Gas Station
Walnut Creek Chevron Service Center	1805 Ygnacio Valley Road	Walnut Creek	Gas Station
Walnut Creek Gasoline	1611 Newell Ave	Walnut Creek	Gas Station
Walnut Creek Valero (Former Exxon)	605 Ygnacio Valley Road	Walnut Creek	Gas Station
Boundary Oaks Golf Course	3800 Valley Vista	Walnut Creek	Golf Course
Diablo Hills Golf Association/ Greenery Resta	1551 Marchbanks Drive	Walnut Creek	Golf Course
Rossmoor Golf Course	1000 Stanley Dollar Drive	Walnut Creek	Golf Course
BevMo	2940 N Main Street	Walnut Creek	Grocery Store
Diablo Oriental Foods	2590 N Main Street	Walnut Creek	Grocery Store
India Bazaar	1250 Newell Ave A	Walnut Creek	Grocery Store
Kasra Market	1270 Newell Ave C	Walnut Creek	Grocery Store
Lunardi's Market	1600 Palos Verdes Mall	Walnut Creek	Grocery Store
Nob Hill Foods	2270 Oak Grove Road	Walnut Creek	Grocery Store
Safeway	710 Bancroft Road B	Walnut Creek	Grocery Store
Safeway #917	600 S Broadway	Walnut Creek	Grocery Store
Safeway Stores	1972 Tice Valley Blvd	Walnut Creek	Grocery Store
Sprouts Market	1510 Geary Road	Walnut Creek	Grocery Store
Trader Joe's	1372 S California Street	Walnut Creek	Grocery Store
Whole Foods	2941 Ygnacio Valley Road	Walnut Creek	Grocery Store
Whole Foods Market	1333 E Newell Ave	Walnut Creek	Grocery Store
John Muir Health Outpatient Center	1450 Treat Blvd	Walnut Creek	Healthcare
Kaiser Permanente Park Shadelands Medica	320 Lennon Lane	Walnut Creek	Healthcare
Diablo Mountain Inn	2079 Mt Diablo Blvd	Walnut Creek	Hotel
Holiday Inn Express	2730 N Main Street	Walnut Creek	Hotel
Marriott Hotel	2355 N Main Street	Walnut Creek	Hotel
Universal Maintenance (working at Plaza Es	1181 Locust	Walnut Creek	Janitorial Srvc
Jacobs Associates	484 N Wiget Lane	Walnut Creek	Laboratory
Scriptworks	480 N Wiget Lane	Walnut Creek	Laboratory
Tax & Trade Bureau Laboratory	490 N Wiget Lane	Walnut Creek	Laboratory
Boundary Oaks Maintenance Facility	3560 Valley Vista Road	Walnut Creek	Landscape
City of Walnut Creek Parks Department	511 Lawrence Way	Walnut Creek	Landscape
Morgan's Machine & Marine	1285 Parkside Drive	Walnut Creek	Machine Shop
Detector Engineering And Technology	486 N Wiget Lane	Walnut Creek	Manufacturing
Farm Creek Brewing Company	1415 Pine Street	Walnut Creek	Manufacturing
Quick Mount PV	2700 Mitchell Drive 2	Walnut Creek	Manufacturing
Quint Measuring Systems, Inc.	1541 Third Ave	Walnut Creek	Manufacturing
Summit Technology	2717 N Main Street 10	Walnut Creek	Manufacturing
7-Eleven	2525 N Main Street	Walnut Creek	Mini-Market
7-Eleven	301 N Civic Drive	Walnut Creek	Mini-Market

Potential Facilities Inventory in Walnut Creek

Name	Address	City	Program Category
Larkey Mini Market & Deli	2800 Larkey Lane	Walnut Creek	Mini-Market
Newell Liquor & Grocery	1270 Newell Ave D	Walnut Creek	Mini-Market
Sunnyvale Market & Deli	1512 Sunnyvale Ave	Walnut Creek	Mini-Market
The Kitchen Butler	1553 Third Ave	Walnut Creek	Mobile Service
Canvas & Cabernet	1421 Locust Street	Walnut Creek	Paint Shop
Sherwin-Williams Paints	2125 Mitchell Drive 327	Walnut Creek	Paint Shop
Aquarius Pool & Spa Service	1822 Mt Diablo Blvd	Walnut Creek	Permitted IU
Bureau Of Alcohol, Tobacco, & Firearms	355 N Wiget Lane	Walnut Creek	Permitted IU
Del Monte Foods - Research Center	205 N Wiget Lane	Walnut Creek	Permitted IU
Elegant Auto Detailing	1507 Third Ave	Walnut Creek	Permitted IU
Geronimo's Professional Auto Detailing	1275 Pine Street	Walnut Creek	Permitted IU
John Muir Medical Center-Walnut Creek Can	1601 Ygnacio Valley Road	Walnut Creek	Permitted IU
Joint Genome Institute	2800 Mitchell Drive 100	Walnut Creek	Permitted IU
Kaiser Permanente	1425 S Main Street	Walnut Creek	Permitted IU
Mercedes-Benz Of Walnut Creek	1301 Parkside Drive	Walnut Creek	Permitted IU
Mercer Owners Association	1655 N California Blvd	Walnut Creek	Permitted IU
Walnut Creek Ford	1800 N Main Street	Walnut Creek	Permitted IU
Carondolet Athletics Complex	3737 Valley Vista Road	Walnut Creek	Pool
Sunny Hills Aquatic Club	2129 Youngs Valley Road	Walnut Creek	Pool
Broadway Plaza Shopping Center	1275 Broadway Plaza	Walnut Creek	Property Mngt
C & H Development Co	43 Panoramic Way	Walnut Creek	Property Mngt
Cardoza Properties (Parkside Business Cent	1205 Parkside Drive	Walnut Creek	Property Mngt
Geary Marketplace	1504 Geary Road	Walnut Creek	Property Mngt
Lamorinda Development & Investment	2900 N Main Street	Walnut Creek	Property Mngt
Newell Promenade	1560 Newell Ave	Walnut Creek	Property Mngt
Cortese Investment Company	1539 Botelho Drive	Walnut Creek	Property Owner
Tony Dudum Property Owner	1515 N Main Street	Walnut Creek	Property Owner
Ace Hardware	2967 Ygnacio Valley Road	Walnut Creek	Retail
Barnes & Noble #2569	1149 S Main Street	Walnut Creek	Retail
Benjamin Moore Paints	2724 N Main Street	Walnut Creek	Retail
Bevmo	2220 Oak Grove Road	Walnut Creek	Retail
Café Leonidas	1397 N Main Street	Walnut Creek	Retail
Car Quest	1295 Parkside Drive	Walnut Creek	Retail
Contra Costa Auto Parts	2560 N Main Street	Walnut Creek	Retail
CVS Pharmacy	1123 S California Blvd	Walnut Creek	Retail
CVS Pharmacy	1914 Tice Valley Blvd	Walnut Creek	Retail
CVS Pharmacy	738 Bancroft Road	Walnut Creek	Retail
Diablo Medical Supply	1147 Alpine Street	Walnut Creek	Retail
Kellly Moore Paint Co	2700 N Main Street	Walnut Creek	Retail
Macy's	1320 Broadway Plaza	Walnut Creek	Retail
Paper Source	1567 Botelho Drive	Walnut Creek	Retail

Name	Address	City	Program Category
Petco	1301 S California Blvd	Walnut Creek	Retail
Rite Aid	1997 Tice Valley Blvd	Walnut Creek	Retail
Rite Aid - #5498	1526 Palos Verdes Mall	Walnut Creek	Retail
Ross (store #137)	1295 S Main Street	Walnut Creek	Retail
Sur La Table	1211 Broadway Plaza	Walnut Creek	Retail
Target #t-1208	1871 N Main Street	Walnut Creek	Retail
The Candy Counter	1385 N Main Street C	Walnut Creek	Retail
Tuesday Morning	1330 S California Blvd	Walnut Creek	Retail
Walgreens	2923 Ygnacio Valley Road	Walnut Creek	Retail
Williams Sonoma	1470 Mt Diablo Blvd	Walnut Creek	Retail
EBMUD Walnut Creek Pumping Plant #1 and	1841 Geary Road	Walnut Creek	SDP
A-1 Smog Test Only	1790 Ygnacio Valley Road B	Walnut Creek	Smog Test Center
AT&T	1755 Locust Street	Walnut Creek	Utility
EBMUD East Area Service Center	2551 N Main Street	Walnut Creek	Utility
EBMUD Walnut Creek Pump Plant- Wash Pa	1841 Geary Road	Walnut Creek	Utility
EBMUD Walnut Creek Water Treatment Plar	2201 Larkey Lane	Walnut Creek	Utility
B & X Motors	1481 S O S Drive	Walnut Creek	Vehicle Sales
Bailey's Auto Sales	1303 Pine Street	Walnut Creek	Vehicle Sales
Bentley Walnut Creek	1425 Parkside	Walnut Creek	Vehicle Sales
Best Prices	2726 N Main Street B	Walnut Creek	Vehicle Sales
Cole European	2103 N Main Street	Walnut Creek	Vehicle Sales
Dirito Brothers Used Cars	2051 N Main Street	Walnut Creek	Vehicle Sales
East Bay Auto Brokers, Inc.	1280 Pine Street #A	Walnut Creek	Vehicle Sales
KP Enterprises	1266 Pine Street	Walnut Creek	Vehicle Sales
M Sport Motors	2599 N Main Street	Walnut Creek	Vehicle Sales
M Sport Motors	2605 N Main Street	Walnut Creek	Vehicle Sales
Maserati of Walnut Creek	2330 N Main Street	Walnut Creek	Vehicle Sales
Nohr's Auto Sales	1425 Pine Street	Walnut Creek	Vehicle Sales
North State Auto - Detail & Parking Lot	2576 N Main Street	Walnut Creek	Vehicle Sales
Prestige Autohaus	1400 Central Road A1	Walnut Creek	Vehicle Sales
Ss Motorsports	2040 N Main Street #25	Walnut Creek	Vehicle Sales
A-1 Brake & Tire	2008 Mt Diablo Blvd	Walnut Creek	Vehicle Service
AAMCO Transmission	1410 Autocenter Drive	Walnut Creek	Vehicle Service
Alignment Services	1400 Central Road 3C	Walnut Creek	Vehicle Service
America's Tire Company	1350 Pine Street	Walnut Creek	Vehicle Service
Autocom Nissan of Walnut Creek	1840 N Main Street	Walnut Creek	Vehicle Service
Autocom Nissan of Walnut Creek	1890 N Main Street	Walnut Creek	Vehicle Service
Bazzone Motors Automotive Repair	1415 Pine Street B	Walnut Creek	Vehicle Service
Big O Tire Store #60	2155 N Broadway	Walnut Creek	Vehicle Service
BMW Motorcycles of Walnut Creek	1255 Parkside Drive	Walnut Creek	Vehicle Service
Broadway Mufflers	2596 N Main Street	Walnut Creek	Vehicle Service

Name	Address	City	Program Category
Central Automotive Service Center	1425 Autocenter Drive	Walnut Creek	Vehicle Service
City of Walnut Creek Street Maintenance De	600 San Carlos Drive	Walnut Creek	Vehicle Service
Cole European	1421 Lesnick Lane	Walnut Creek	Vehicle Service
Contra Costa Smog	1411 Autocenter Drive	Walnut Creek	Vehicle Service
Dave's Cave Auto Repair	1520 Third Ave C	Walnut Creek	Vehicle Service
Desi Auto Repair	1403 Autocenter Drive #B	Walnut Creek	Vehicle Service
Devil Mountain Motors	2040 N Main Street 23	Walnut Creek	Vehicle Service
Diablo Auto Specialists	1413 Carlback Ave	Walnut Creek	Vehicle Service
Diablo Mountain Valley Smog	699 Ygnacio Valley Road	Walnut Creek	Vehicle Service
Diablo Offroad And Performance	1275 Pine Street	Walnut Creek	Vehicle Service
Dirito Brothers VW	2020 N Main Street	Walnut Creek	Vehicle Service
Discount Mufflers & Brakes	2040 N Main Street 21	Walnut Creek	Vehicle Service
East Bay Autospa	1361 Pine Street	Walnut Creek	Vehicle Service
European Auto Repair	1573 Third Ave	Walnut Creek	Vehicle Service
European Auto Service	1437 Mazda Drive	Walnut Creek	Vehicle Service
European Werkstatt	1520 Third Ave B	Walnut Creek	Vehicle Service
Fire Station #3	1520 Rossmoor Parkway	Walnut Creek	Vehicle Service
Gem Motors/Yellow Cab of WC	1517 2nd Ave	Walnut Creek	Vehicle Service
Genesis Auto Upholstery	2040 N Main Street #7	Walnut Creek	Vehicle Service
German Auto Clinic	2040 N Main Street #11	Walnut Creek	Vehicle Service
German Autotech	1415 Pine Street A	Walnut Creek	Vehicle Service
German Sport	1400 Autocenter Drive	Walnut Creek	Vehicle Service
GIC Smog Station	690 Ygnacio Valley Road	Walnut Creek	Vehicle Service
Gilmore's Auto Service	2151 N Broadway	Walnut Creek	Vehicle Service
Gordon Smog Test Center	1506 Third Ave	Walnut Creek	Vehicle Service
Independent Mercedes	1849 Mt Diablo Blvd	Walnut Creek	Vehicle Service
Independent Volvo Service	1403 Autocenter Drive A	Walnut Creek	Vehicle Service
J.A. Auto Services	1353 Pine Street A	Walnut Creek	Vehicle Service
Jiffy Lube #2335	2190 N Broadway	Walnut Creek	Vehicle Service
Joe's Foreign Automotive	2830 N Main Street	Walnut Creek	Vehicle Service
Justin's Auto Care (JAC)	2411 Oak Grove Road	Walnut Creek	Vehicle Service
Kaiser Auto Care	1599 Newell Ave	Walnut Creek	Vehicle Service
Kaiser Auto Care	1790 Ygnacio Valley Road B	Walnut Creek	Vehicle Service
Karden Automotive	1400 Central Road 6	Walnut Creek	Vehicle Service
Kirk's Motorsports	1410 Lesnick Lane G	Walnut Creek	Vehicle Service
Lawrence Volvo	2791 N Main Street	Walnut Creek	Vehicle Service
Lithia of Walnut Creek dba Diablo Subaru	2646 N Main Street	Walnut Creek	Vehicle Service
M & N Automotive	1235 Parkside Drive	Walnut Creek	Vehicle Service
M Service	2008 Mt Diablo Blvd	Walnut Creek	Vehicle Service
Maserati of Walnut Creek Auto Service	2259 N Main Street	Walnut Creek	Vehicle Service
Michael Stead Chevrolet Cadillac	2390 N Main Street	Walnut Creek	Vehicle Service

Potential Facilities Inventory in Walnut Creek

Name	Address	City	Program Category
Michael Stead Chrysler Jeep Dodge	2404 N Main Street	Walnut Creek	Vehicle Service
Michael Stead Porsche	2555 N Main Street	Walnut Creek	Vehicle Service
N Service, LLC.	1145 Bont Lane	Walnut Creek	Vehicle Service
Nick's Exclusive Service	2702 N Main Street	Walnut Creek	Vehicle Service
Norh's Auto Brokers, Inc.	1332 Pine Street	Walnut Creek	Vehicle Service
North State Auto	2244 N Main Street	Walnut Creek	Vehicle Service
Progressive Casualty Insurance	2860 N Main Street	Walnut Creek	Vehicle Service
Promotive Performance & Repair	1410 Lesnick Ave E	Walnut Creek	Vehicle Service
Quality Tune-up #61	1813 Mt Diablo Blvd	Walnut Creek	Vehicle Service
Rich's Auto Service	839 Ygnacio Valley Road	Walnut Creek	Vehicle Service
Rite Way Wire & Wheel Spec	1119 Alpine Road	Walnut Creek	Vehicle Service
Roesbery Car Care	3099 N Main Street	Walnut Creek	Vehicle Service
Rossmoor Chevron Autocare	1998 Tice Valley Blvd	Walnut Creek	Vehicle Service
Scania Auto Service	1439 Autocenter Drive	Walnut Creek	Vehicle Service
Smog & Go	2040 N Main Street #26	Walnut Creek	Vehicle Service
The Car Doctor	1353 Pine Street B	Walnut Creek	Vehicle Service
Transmission Professionals	1504 Third Ave	Walnut Creek	Vehicle Service
Walnut Creek Auto Pros	1520 Third Ave A	Walnut Creek	Vehicle Service
Walnut Creek Automotive Services	1532 Mt Diablo Blvd	Walnut Creek	Vehicle Service
Walnut Creek Honda	1707 N Main	Walnut Creek	Vehicle Service
Walnut Creek Import Auto Care	690 Ygnacio Valley Road	Walnut Creek	Vehicle Service
Walnut Creek Import Service	1343 Pine Street	Walnut Creek	Vehicle Service
Walnut Creek Midas	2710 N Main Street	Walnut Creek	Vehicle Service
Walnut Creek Service Center	1145 Bont Lane	Walnut Creek	Vehicle Service
Walnut Creek Smog	1433 Mazda Drive	Walnut Creek	Vehicle Service
Walnut Creek Test Only Smog	1387 S California Blvd	Walnut Creek	Vehicle Service
Walnut Creek Toyota	1435 Pine Street	Walnut Creek	Vehicle Service
Walnut Creek Toyota	2087 N Broadway	Walnut Creek	Vehicle Service
Walnut Creek Toyota	2100 N Broadway	Walnut Creek	Vehicle Service
Walnut Creek Toyota	2100 N Main Street	Walnut Creek	Vehicle Service
Walnut Creek Toyota	2105 N Broadway	Walnut Creek	Vehicle Service
Walnut Creek Transmission	2040 N Main Street #1	Walnut Creek	Vehicle Service
Walt's Automotive Service	2574 N Main Street	Walnut Creek	Vehicle Service
Wheel Works #8205	1205 Parkside Drive	Walnut Creek	Vehicle Service
Wolfgang's Foreign Car Service	1275 Parkside Drive	Walnut Creek	Vehicle Service
York's Motorwerke	1531 2nd Ave A & B	Walnut Creek	Vehicle Service
City of Walnut Creek Traffic Operations Cent	508 Lawrence Way	Walnut Creek	Warehouse
Entegris	325 N Wiget Lane 140	Walnut Creek	Warehouse

Total Potential Facilites (Inventory List) 571

Planned Facilities to Inspect in Walnut Creek (FY 16-17)

Attachment C.4.b.iii.(2)

Name	Address	City	Facility Type
	Enforcement Reinspections		
Forma Gym	1908 Olympic Blvd	Walnut Creek	Commercial
Cortese Investment Company	1539 Botelho Drive	Walnut Creek	Property Owner
Manor Care	1975 Tice Valley Blvd	Walnut Creek	Assisted Living
Kindred Transitional Care and Rehabilitation	1224 Rossmoor Parkway	Walnut Creek	Assisted Living
Heritage Pointe Senior Apartment Homes	1785 Shuey Ave	Walnut Creek	Assisted Living
IHOP	2910 N Main Street	Walnut Creek	Food Service
Walnut Creek Toyota	2100 N Broadway	Walnut Creek	Vehicle Service
Safeway	710 Bancroft Road B	Walnut Creek	Grocery Store
York's Motorwerke	1531 2nd Ave A & B	Walnut Creek	Vehicle Service
The Cheesecake Factory	1181 Locust Street E	Walnut Creek	Food Service
Universal Maintenance (working at Plaza Escuela)	1181 Locust	Walnut Creek	Janitorial Srvc
Mixed Grain Korean Cuisine	1546 Bonanza Street	Walnut Creek	Food Service
Vanessa's Bistro	1512 Locust Street	Walnut Creek	Food Service
1515 Restaurant Lounge	1515 N Main Street	Walnut Creek	Food Service
Havana	1516 Bonanza Street	Walnut Creek	Food Service
Kanishka Café	1518 Bonanza Street	Walnut Creek	Food Service
Oyama Sushi	1521 N Main Street	Walnut Creek	Food Service
Newell Promenade	1560 Newell Ave	Walnut Creek	Property Mngt
North State Auto - Detail & Parking Lot	2576 N Main Street	Walnut Creek	Vehicle Sales
Le Cheval Restaurant	1375 N Broadway	Walnut Creek	Food Service
Subtotal: 20			
	Permitted IUs		
Bureau Of Alcohol, Tobacco, & Firearms	355 N Wiget Lane	Walnut Creek	Permitted IU
Aquarius Pool & Spa Service	1822 Mt Diablo Blvd	Walnut Creek	Permitted IU
Kaiser Permanente	1425 S Main Street	Walnut Creek	Permitted IU
Joint Genome Institute	2800 Mitchell Drive 100	Walnut Creek	Permitted IU
Walnut Creek Ford	1800 N Main Street	Walnut Creek	Permitted IU
Del Monte Foods - Research Center	205 N Wiget Lane	Walnut Creek	Permitted IU
John Muir Medical Center-Walnut Creek Campus	1601 Ygnacio Valley Road	Walnut Creek	Permitted IU
Elegant Auto Detailing	1507 Third Ave	Walnut Creek	Permitted IU
Mercer Owners Association	1655 N California Blvd	Walnut Creek	Permitted IU
Geronimo's Professional Auto Detailing	1275 Pine Street	Walnut Creek	Permitted IU
Mercedes-Benz Of Walnut Creek	1301 Parkside Drive	Walnut Creek	Permitted IU
Subtotal: 11			
	Inspection Cycle		
Golden Rain Foundation (NOI)	800 Rockview Drive	Walnut Creek	Commercial
Village Goldsmith	1270 Springbrook Road E	Walnut Creek	Dental Lab
EBMUD	2658 N Main Street	Walnut Creek	Fleet Operations
Boudin SF	12 Broadway Lane 1000	Walnut Creek	Food Service
California Pizza Kitchen	1500 Newell Ave B	Walnut Creek	Food Service
Capital One Café	1139 S Main Street C1&C2	Walnut Creek	Food Service
Chalogy	1349 Locust Street	Walnut Creek	Food Service
Cocola Bakery	126 Broadway Lane 1040	Walnut Creek	Food Service
Dunkin' Donuts	1250 Newell Ave K	Walnut Creek	Food Service
Godiva	108 Broadway Lane 1030	Walnut Creek	Food Service
Jimmy John's	2914 N Main Street	Walnut Creek	Food Service
Kuki's Ice Cream Cakes & Yogurt	1510 Palos Verdes Mall C	Walnut Creek	Food Service
Lemonade	1348 Broadway Plaza	Walnut Creek	Food Service
Limon Rotisserie	1524 Locust Street	Walnut Creek	Food Service

Lokanta	1524 Locust Street	Walnut Creek	Food Service
Mod Pizza	2553 Oak Grove Road	Walnut Creek	Food Service
Mr. Green Bubbles	1539 Locust Street	Walnut Creek	Food Service
Nespresso	1228 Broadway Plaza	Walnut Creek	Food Service
Pancheros Mexican Grill	2317 Ygnacio Valley Road	Walnut Creek	Food Service
Pizza My Heart	1590 Botelho	Walnut Creek	Food Service
Pressed Juicery	1179 Locust A	Walnut Creek	Food Service
Rooftop	1500 Mt Diablo Blvd	Walnut Creek	Food Service
Sauced BBQ and Spirits	1410 Locust Street	Walnut Creek	Food Service
Starbucks	2856 Ygnacio Valley Road	Walnut Creek	Food Service
Teavana	117 Broadway Lane 1046	Walnut Creek	Food Service
Teleferic Barcelona	1500 Mt Diablo Blvd	Walnut Creek	Food Service
True Food Kitchen	120 Broadway Lane 1044	Walnut Creek	Food Service
Wetzel's Pretzels	100 Broadway Lane	Walnut Creek	Food Service
Whole Foods	2941 Ygnacio Valley Road	Walnut Creek	Grocery Store
John Muir Health Outpatient Center	1450 Treat Blvd	Walnut Creek	Healthcare
Jacobs Associates	484 N Wiget Lane	Walnut Creek	Laboratory
Scriptworks	480 N Wiget Lane	Walnut Creek	Laboratory
Autocom Nissan of Walnut Creek	1840 N Main Street	Walnut Creek	Vehicle Service
Autocom Nissan of Walnut Creek	1890 N Main Street	Walnut Creek	Vehicle Service
Devil Mountain Motors	2040 N Main Street 23	Walnut Creek	Vehicle Service
Lithia of Walnut Creek dba Diablo Subaru	2646 N Main Street	Walnut Creek	Vehicle Service
Maserati of Walnut Creek Auto Service	2259 N Main Street	Walnut Creek	Vehicle Service
Stanford's Restaurant & Bar	1300 S Main Street	Walnut Creek	Food Service
Genova Ravioli Manufacturing	2730 Camino Diablo	Walnut Creek	Food Service
Rossmoor Diner	1908 Tice Valley Blvd A	Walnut Creek	Food Service
Americlean Cleaners	1545 Palos Verdes Mall	Walnut Creek	Dry Cleaner
Norge Valley Cleaners	1557 Palos Verdes Mall	Walnut Creek	Dry Cleaner
Marshall Steel Cleaners	1297 Parkside Drive	Walnut Creek	Dry Cleaner
Vogue Cleaners	1256 Civic Drive	Walnut Creek	Dry Cleaner
Yan's China Bistro And Bar	2929 N Main Street	Walnut Creek	Food Service
New Fashion Cleaners	581 Ygnacio Valley Road	Walnut Creek	Dry Cleaner
Masses Bar & Grille	2721 N Main Street	Walnut Creek	Food Service
Maria Maria	1470 N Broadway	Walnut Creek	Food Service
Mr. Luckys Bar & Grill	1527 Locust Street	Walnut Creek	Food Service
Walnut Creek Yacht Club	1555 Bonanza Street	Walnut Creek	Food Service
Chipotle Mexican Grill	1158 Locust Street	Walnut Creek	Food Service
Fresh Choice, Inc.	1275 S Main Street	Walnut Creek	Food Service
La Fogata Mexican Bar & Grill	1315 N Main Street	Walnut Creek	Food Service
Tomatina	1325 N Main Street	Walnut Creek	Food Service
Stadium Pub	1420 Lincoln Ave	Walnut Creek	Food Service
Frosting Bake Shop	1288 Broadway Plaza	Walnut Creek	Food Service
PF Changs China Bistro	1205 Broadway Plaza	Walnut Creek	Food Service
Scott's Seafood Grill & Bar	1333 N California Blvd	Walnut Creek	Food Service
Starbucks Coffee #581	1146 Broadway Plaza	Walnut Creek	Food Service
Café La Scala	1655 N Main Street	Walnut Creek	Food Service
Peet's Coffee & Tea	1343 Locust Street	Walnut Creek	Food Service
Starbucks #5624	1340 N Main Street	Walnut Creek	Food Service
George's Giant Hamburger	1491 Newell Ave	Walnut Creek	Food Service
House Of Bagels	1331 Locust Street	Walnut Creek	Food Service
Pacific Bay Coffee Company	1495 Newell Ave	Walnut Creek	Food Service
Blush Organic Yogurt	1345 Newell Ave B	Walnut Creek	Food Service
Buckhorn Grill	1171 Locust Street	Walnut Creek	Food Service
Gelateria Naia	1245 N Broadway	Walnut Creek	Food Service

Original Hick'ry Pit	1495 S Main Street	Walnut Creek	Food Service
Kaiwa Sushi	1534 Locust Street	Walnut Creek	Food Service
Roesbery Car Care	3099 N Main Street	Walnut Creek	Vehicle Service
European Auto Service	1437 Mazda Drive	Walnut Creek	Vehicle Service
Trader Joe's	1372 S California Street	Walnut Creek	Grocery Store
Petco	1301 S California Blvd	Walnut Creek	Retail
Whole Foods Market	1333 E Newell Ave	Walnut Creek	Grocery Store
Genova Delicatessen	2064 Treat Blvd C&D	Walnut Creek	Food Service
Jamba Juice Co.	704 Bancroft Road B	Walnut Creek	Food Service
Starbucks #5259	716 Bancroft Road	Walnut Creek	Food Service
All Star Donuts	2054 Treat Blvd #A	Walnut Creek	Food Service
Bagel Street Café	2975 Ygnacio Valley Road	Walnut Creek	Food Service
Evie's Hamburgers	2861 Ygnacio Valley Road	Walnut Creek	Food Service
Varella Cleaners	2857 Ygnacio Valley Road	Walnut Creek	Dry Cleaner
Taco Bell #5725	2849 Ygnacio Valley Road	Walnut Creek	Food Service
Oak Grove Valero Station	2411 Oak Grove Road	Walnut Creek	Gas Station
Applebee's	2819 Ygnacio Valley Road	Walnut Creek	Food Service
Kara's Cupcakes	1388 N Main Street	Walnut Creek	Food Service
Home Of Chicken And Waffles	1653 Mt Diablo Blvd	Walnut Creek	Food Service
Kacha Thai Bistro	1665 Mt Diablo Blvd	Walnut Creek	Food Service
Subway #49195	1441 Locust Street	Walnut Creek	Food Service
Joe's Foreign Automotive	2830 N Main Street	Walnut Creek	Vehicle Service
Walnut Creek Transmission	2040 N Main Street #1	Walnut Creek	Vehicle Service
High Tech Burrito	1815 Ygnacio Valley Road B	Walnut Creek	Food Service
Subway Sandwiches #13750	1815 Ygnacio Valley Road E	Walnut Creek	Food Service
Tatsu Sushi	1837 Ygnacio Valley Road	Walnut Creek	Food Service
Target #t-1208	1871 N Main Street	Walnut Creek	Retail
A Sweet Affair Bakery	1815 Ygnacio Valley Road #F	Walnut Creek	Food Service
Mountain Mike's Pizza	1817 Ygnacio Valley Road	Walnut Creek	Food Service
China Village Restaurant	1841 Ygnacio Valley Road	Walnut Creek	Food Service
Kinder's	1831 Ygnacio Valley Road	Walnut Creek	Food Service
Yoppi Frozen Yogurt	1815 Ygnacio Valley Road #G	Walnut Creek	Food Service
Toyo Sushi Japanese Cuisine	2865 Ygnacio Valley Road	Walnut Creek	Food Service
Mary's Pizza Shack	2246 Oak Grove Road	Walnut Creek	Food Service
Il Fornaio (cucina Italian)	1430 Mt Diablo Blvd	Walnut Creek	Food Service
Rocco's Ristorante & Pizzeria	2909 Ygnacio Valley Road	Walnut Creek	Food Service
Safeway	2941 Ygnacio Valley Road	Walnut Creek	Grocery Store
Burger King #4516	1799 N Broadway	Walnut Creek	Food Service
Jade Garden Restaurant	2979 Ygnacio Valley Road	Walnut Creek	Food Service
B & X Motors	1481 S O S Drive	Walnut Creek	Vehicle Sales
Bailey's Auto Sales	1303 Pine Street	Walnut Creek	Vehicle Sales
Deli Delight	325 N Wiget Lane 100	Walnut Creek	Food Service
North Main Chevron	2329 N Main Street	Walnut Creek	Gas Station
Taco Bell #22330	2400 N Main Street	Walnut Creek	Food Service
Wendy's	2955 N Main Street	Walnut Creek	Food Service
Chevron	1980 N Main Street	Walnut Creek	Gas Station
Pomegranate Restaurant / Catering	1389 N Main Street B	Walnut Creek	Food Service
Nohr's Auto Sales	1425 Pine Street	Walnut Creek	Vehicle Sales
Lil Bear Car Wash	604 Ygnacio Valley Road	Walnut Creek	Car Wash/Det.
Baja Fresh	1251 S California	Walnut Creek	Food Service
Ottavio	1606 N Main Street	Walnut Creek	Food Service
Panera Bread	1140 Locust Street	Walnut Creek	Food Service
Yogurtland	1247 S California Blvd	Walnut Creek	Food Service
Yogurt Station	2913 Ygnacio Valley Road	Walnut Creek	Food Service

Planned Facilities to Inspect in Walnut Creek (FY 16-17)

Dragon's Pond	1353 Locust Street	Walnut Creek	Food Service
Panda Express	2280 Oak Grove Road A	Walnut Creek	Food Service
Tutti Frutti Frozen Yogurt	2238 Oak Grove Road	Walnut Creek	Food Service
Babushka European Restaurant & Deli	1475 Newell Ave	Walnut Creek	Food Service
Guanatos Ice Cream	704 Bancroft Road C	Walnut Creek	Food Service
City of Walnut Creek Corporation Yard	511 Lawrence Way	Walnut Creek	Fleet Operations
City of Walnut Creek Parks Department	511 Lawrence Way	Walnut Creek	Landscape
(heather Farms Location)	600 San Carlos Drive	Walnut Creek	Vehicle Service
City of Walnut Creek Traffic Operations Center	508 Lawrence Way	Walnut Creek	Warehouse
Boundary Oaks Maintenance Facility	3560 Valley Vista Road	Walnut Creek	Landscape
Central Automotive Service Center	1425 Autocenter Drive	Walnut Creek	Vehicle Service
Bombay Indian Restaurant	1512 N Main Street	Walnut Creek	Food Service
House Of Sake Restaurant	313 N Civic Drive	Walnut Creek	Food Service
Plearn Thai Palace	1510 N Main Street	Walnut Creek	Food Service
Extreme Pizza	1630 Cypress Street	Walnut Creek	Food Service
Jiffy Lube #2335	2190 N Broadway	Walnut Creek	Vehicle Service
Crogan's Bar & Grill Inc	1387 Locust Street	Walnut Creek	Food Service
Fuddruckers	1940 N Main Street	Walnut Creek	Food Service
Main Street Kitchen	1358 N Main Street	Walnut Creek	Food Service
Sunnyvale Market & Deli	1512 Sunnyvale Ave	Walnut Creek	Mini-Market
Carondolet Athletics Complex	3737 Valley Vista Road	Walnut Creek	Pool
Massimo's Ristorante	1604 Locust Street	Walnut Creek	Food Service
Rossmoor Golf Course	1000 Stanley Dollar Drive	Walnut Creek	Golf Course
Pacific Power Motorsports	2149 N Broadway	Walnut Creek	Vehicle Service
Skipolini's Pizza	1535 Giammona Drive	Walnut Creek	Food Service
E-tech Collision	2141 N Broadway	Walnut Creek	Body Shop
E-Tech Powder Coating	2141 N Broadmoor	Walnut Creek	Commercial
Mel's Diner	1394 N Main Street	Walnut Creek	Food Service
Kabob House	1250 Newell Ave G	Walnut Creek	Food Service

Subtotal: 151

TOTAL INSPECTION GOAL (110%)=182

Target Goal = 182

Annual Goal = 165

Clean Water Inspections
Fiscal Year 2015-16

Annual Report
7/1/2015-6/30/2016

Type	Facility Name	Address	STW City	Inspector	Date	Inspection Type	Billing Type	Enforcement?
Assisted Living	Atria Montego Heights	1400 Montego Drive	Walnut Creek	J. Folks	6/8/2016	Reinspected	Add-on	None
Assisted Living	Atria Valley View	1228 Rossmoor Parkway	Walnut Creek	D. Petagara	1/5/2016	Reinspected	Add-on	None
Assisted Living	Heritage Pointe Senior Apartment Hom	1785 Shuey Ave	Walnut Creek	J. Folks	12/1/2015	Reinspected	Add-on	None
Assisted Living	Heritage Pointe Senior Apartment Hom	1785 Shuey Ave	Walnut Creek	J. Folks	12/7/2015	Follow-up	Targeted	None
Assisted Living	Heritage Pointe Senior Apartment Hom	1785 Shuey Ave	Walnut Creek	J. Folks	12/9/2015	Follow-up	Targeted	NOV
Assisted Living	Heritage Pointe Senior Apartment Hom	1785 Shuey Ave	Walnut Creek	J. Folks	12/9/2015	Enforcement F/	Targeted	None
Assisted Living	Kensington Place	1580 Geary Road	Walnut Creek	J. Folks	8/14/2015	Reinspected	Add-on	None
Assisted Living	Kindred Transitional Care and Rehabilit	1224 Rossmoor Parkway	Walnut Creek	D. Petagara	11/23/2015	Reinspected	Add-on	WN
Assisted Living	Kindred Transitional Care and Rehabilit	1224 Rossmoor Parkway	Walnut Creek	D. Petagara	11/24/2015	Enforcement F/	Targeted	None
Assisted Living	Manor Care	1975 Tice Valley Blvd	Walnut Creek	D. Petagara	11/19/2015	Reinspected	Add-on	None
Assisted Living	Manor Care	1975 Tice Valley Blvd	Walnut Creek	D. Petagara	11/24/2015	Enforcement F/	Targeted	None
Assisted Living	Manor Care	1975 Tice Valley Blvd	Walnut Creek	D. Petagara	11/24/2015	Follow-up	Targeted	WN
Assisted Living	Manor Care	1226 Rossmoor Parkway	Walnut Creek	D. Petagara	12/7/2015	Reinspected	Add-on	None
Assisted Living	Tampico Terrace	130 Tampico Way	Walnut Creek	D. Petagara	4/5/2016	Reinspected	Add-on	None
Assisted Living	Tampico Terrace	130 Tampico Way	Walnut Creek	D. Petagara	4/15/2016	Follow-up	Targeted	None
Assisted Living	Walnut Creek Willows Assisted Living	2015 Mt Diablo Blvd	Walnut Creek	J. Olympia	5/9/2016	Reinspected	Add-on	None
Bar Only	Arties Countrywood Lounge	2068 Treat Blvd B	Walnut Creek	C. Wheable	1/19/2016	Reinspected	Add-on	None
Bar Only	Buon Vino	1545 Locust Street	Walnut Creek	D. Petagara	10/29/2015	Initial	Add-on	None
Bar Only	Calicraft Brewing Company	2700 Mitchell Drive B	Walnut Creek	C. Wheable	10/2/2015	Initial	Add-on	None
Bar Only	Casa Belicoso Cigar Lounge	2540 N Main Street	Walnut Creek	D. Petagara	8/7/2015	Initial	Add-on	None
Bar Only	Spoontonic Lounge	2580 N Main Street	Walnut Creek	J. Folks	7/7/2015	Reinspected	Add-on	None
Body Shop	Cooks Collision	1414 Pine Street	Walnut Creek	J. Skinner	9/2/2015	Reinspected	Add-on	None
Body Shop	Cooks Collision	2659 N Main Street	Walnut Creek	J. Skinner	4/29/2016	Reinspected	Add-on	None
Body Shop	Dent Wizard	1435 Pine Street	Walnut Creek	J. Folks	1/7/2016	Initial	Add-on	None
Body Shop	Dent Wizard	1435 Pine Street	Walnut Creek	J. Folks	3/4/2016	Closed	Add-on	None
Body Shop	Dent Wizard	1300 Pine Street	Walnut Creek	J. Talarico	6/9/2016	Reinspected	Add-on	None
Body Shop	Mike Rose's Auto Body, Inc.	2140 N Broadway Blvd	Walnut Creek	J. Olympia	4/25/2016	Reinspected	Add-on	None
Body Shop	Mint Condition	1435 Pine Street	Walnut Creek	J. Folks	8/7/2015	Initial	Add-on	None
Body Shop	Mint Condition	1435 Pine Street	Walnut Creek	J. Folks	8/7/2015	Closed	Add-on	None
Body Shop	Miracle Auto Painting	1075 Boulevard Way	Walnut Creek	J. Olympia	1/20/2016	Reinspected	Add-on	None
Car Wash/Det.	Autopia Car Wash	2172 N Main Street	Walnut Creek	J. Olympia	11/4/2015	Reinspected	Add-on	None
Car Wash/Det.	Cooks Collision	1367 Pine Street	Walnut Creek	J. Skinner	9/2/2015	Reinspected	Add-on	None

Clean Water Inspections
Fiscal Year 2015-16

Annual Report
7/1/2015-6/30/2016

Type	Facility Name	Address	STW City	Inspector	Date	Inspection Type	Billing Type	Enforcement?
Car Wash/Det.	Cooks Collision	1367 Pine Street	Walnut Creek	J. Skinner	2/16/2016	Reinspected	Call-out	None
CCCSD	CCCSD - Vehicle Shop	1266 Springbrook Road	Walnut Creek	J. Skinner	6/15/2016	Reinspected	Add-on	None
CCCSD	CCCSD - Vehicle Shop	1266 Springbrook Road	Walnut Creek	J. Skinner	6/29/2016	Follow-up	Add-on	None
Child Day Care	Little Genius Academy	2151 Olympic Blvd	Walnut Creek	J. Folks	1/21/2016	Initial	Add-on	None
Commercial	Accent European Kitchen & Bath	1571 Botelho Drive	Walnut Creek	D. Petagara	10/27/2015	Closed	Add-on	None
Commercial	Animal Rescue Foundation	2890 Mitchell Drive	Walnut Creek	J. Folks	7/20/2015	Reinspected	Add-on	None
Commercial	Art Form Custom Framing	1563 Botelho Drive	Walnut Creek	D. Petagara	10/27/2015	Closed	Add-on	None
Commercial	Artistic Stone Kitchen & Bath	1310 S California Blvd	Walnut Creek	D. Petagara	10/27/2015	Closed	Add-on	None
Commercial	C&M Party Props	1942 Mt Diablo Blvd	Walnut Creek	J. Folks	8/7/2015	Reinspected	Add-on	None
Commercial	City Of Walnut Creek Warehouse	511 Lawrence Way	Walnut Creek	D. Petagara	9/8/2015	Reinspected	Add-on	None
Commercial	Club Sport Valley Vista	3737 Valley Vista Road	Walnut Creek	J. Folks	5/17/2016	Reinspected	Add-on	None
Commercial	Forma Gym	1908 Olympic Blvd	Walnut Creek	J. Folks	9/30/2015	Initial	Add-on	None
Commercial	Forma Gym	1908 Olympic Blvd	Walnut Creek	J. Folks	10/1/2015	Follow-up	Targeted	None
Commercial	Forma Gym	1908 Olympic Blvd	Walnut Creek	J. Folks	10/8/2015	Enforcement F/	Targeted	None
Commercial	Forma Gym	1908 Olympic Blvd	Walnut Creek	J. Folks	10/8/2015	Follow-up	Targeted	NOV
Commercial	Forma Gym	1908 Olympic Blvd	Walnut Creek	J. Folks	11/24/2015			None
Commercial	Kaiser Data Center	25 N Via Monte Blvd	Walnut Creek	D. Petagara	7/14/2015	Reinspected	Add-on	None
Commercial	Lafayette Woodworking	1515 Third Ave	Walnut Creek	J. Folks	8/13/2015	Initial	Add-on	None
Commercial	MAACO America's Body Shop	1215 Parkside Drive	Walnut Creek	J. Folks	3/7/2016	Initial	Add-on	None
Commercial	Site For Sore Eyes	1599 Botelho Drive	Walnut Creek	D. Petagara	10/27/2015	Partial	Targeted	None
Commercial	Walnut Creek Lighting	1385 Newell Ave	Walnut Creek	D. Petagara	12/21/2015	Initial	Call-out	None
Commercial	Walnut Creek Lighting	1385 Newell Ave	Walnut Creek	D. Petagara	12/22/2015	Follow-up	Add-on	None
Commercial	Walnut Creek Printing Company	1575 Third Ave	Walnut Creek	D. Petagara	10/2/2015	Initial	Add-on	None
Commercial	Walnut Creek Sports And Fitness Club	1908 Olympic Blvd	Walnut Creek	J. Folks	9/30/2015	Closed	Add-on	None
Contractor	Alpine Construction and Painting (worki	1400 Montego Drive	Walnut Creek	J. Folks	6/8/2016	Initial	Call-out	None
Contractor	Alpine Construction and Painting (worki	1400 Montego Drive	Walnut Creek	J. Folks	6/10/2016	Follow-up	Targeted	None
Dry Cleaner	Hosanna 1 Hour Cleaners	1280 Newell Ave C	Walnut Creek	C. Wheable	1/11/2016	Reinspected	Add-on	None
Fleet Operations	Budget Car and Truck Rental	2654 N Main Street	Walnut Creek	J. Folks	11/23/2015	Reinspected	Add-on	None
Fleet Operations	City of Walnut Creek Corporation Yard	511 Lawrence Way	Walnut Creek	D. Petagara	9/8/2015	Reinspected	Add-on	None
Fleet Operations	United States Postal Service Vehicle M	2070 N Broadway	Walnut Creek	J. Folks	4/15/2016	Reinspected	Add-on	None
Food Service	1515 Restaurant Lounge	1515 N Main Street	Walnut Creek	C. Henry	3/4/2016	Reinspected	Add-on	None
Food Service	1515 Restaurant Lounge	1515 N Main Street	Walnut Creek	D. Petagara	4/15/2016	Reinspected	Call-out	None

Clean Water Inspections
Fiscal Year 2015-16

Annual Report
7/1/2015-6/30/2016

Type	Facility Name	Address	STW City	Inspector	Date	Inspection Type	Billing Type	Enforcement?
Food Service	1515 Restaurant Lounge	1515 N Main Street	Walnut Creek	D. Petagara	4/18/2016	Follow-up	Targeted	NOV
Food Service	1515 Restaurant Lounge	1515 N Main Street	Walnut Creek	D. Petagara	4/29/2016	Partial	Targeted	None
Food Service	1515 Restaurant Lounge	1515 N Main Street	Walnut Creek	D. Petagara	5/3/2016	Enforcement F/	Targeted	None
Food Service	1515 Restaurant Lounge	1515 N Main Street	Walnut Creek	D. Petagara	5/11/2016	Follow-up	Targeted	None
Food Service	310 Eatery	1411 Locust Street	Walnut Creek	J. Folks	11/5/2015	Closed	Add-on	None
Food Service	360 Gourmet World Grill	1558 Newell Ave	Walnut Creek	C. Wheable	2/9/2016	Reinspected	Add-on	None
Food Service	Adega Wine Bar	1376 N Main Street	Walnut Creek	J. Folks	9/30/2015	Partial	Add-on	None
Food Service	Ajisai Japanese Grill	2300 N Main Street	Walnut Creek	J. Olympia	6/21/2016	Closed	Add-on	None
Food Service	Babalou's Mediterranean	1645 Bonanza Street	Walnut Creek	J. Olympia	5/25/2016	Reinspected	Add-on	None
Food Service	Blu 42 Sports Lounge And Grill	1251 Arroyo Way	Walnut Creek	J. Folks	11/13/2015	Initial	Add-on	None
Food Service	Blu 42 Sports Lounge And Grill	1251 Arroyo Way	Walnut Creek	J. Folks	12/1/2015	Follow-up	Targeted	None
Food Service	Boudin Sourdough Bakery And Café	67 Broadway Plaza	Walnut Creek	C. Henry	7/17/2015	Closed	Add-on	None
Food Service	Burger King #6579	2855 N Main Street	Walnut Creek	J. Folks	2/1/2016	Reinspected	Add-on	None
Food Service	Buttercup Grill	660 Ygnacio Valley Road	Walnut Creek	J. Olympia	10/23/2015	Reinspected	Add-on	None
Food Service	C U Sushi	1690 Locust Street	Walnut Creek	C. Henry	7/15/2015	Closed	Add-on	None
Food Service	Café Cup Express	205 Lennon Lane	Walnut Creek	D. Petagara	10/19/2015	Initial	Add-on	None
Food Service	Caffe California	100 Pringle Ave	Walnut Creek	C. Wheable	3/21/2016	Reinspected	Add-on	None
Food Service	Caspers Hot Dogs	1280 Newell Ave A	Walnut Creek	J. Folks	11/16/2015	Reinspected	Add-on	None
Food Service	Cheese Steak Shop, Inc.	1626 Cypress Street	Walnut Creek	J. Folks	2/9/2016	Reinspected	Add-on	None
Food Service	Chef Jon Lee	1250 Newell Ave J	Walnut Creek	C. Wheable	7/9/2015	Closed	Add-on	None
Food Service	China Palace	2932 N Main Street	Walnut Creek	J. Folks	12/2/2015	Initial	Add-on	None
Food Service	Chinatown Café	2064 Treat Blvd H	Walnut Creek	C. Henry	7/15/2015	Closed	Add-on	None
Food Service	Chopin Café & Restaurant	1574 Palos Verdes Mall	Walnut Creek	C. Henry	7/15/2015	Closed	Add-on	None
Food Service	Crepes Ooh La La	1548 Locust Street	Walnut Creek	J. Olympia	1/15/2016	Reinspected	Add-on	None
Food Service	Eleve Restaurant	1677 N Main Street	Walnut Creek	C. Henry	6/21/2016	Closed	Add-on	None
Food Service	Elks Lodge #1811	1475 Creekside Drive	Walnut Creek	C. Henry	5/13/2016	Reinspected	Add-on	None
Food Service	Fleming's Prime Steakhouse And Wine	1685 Mt Diablo Blvd	Walnut Creek	J. Olympia	11/5/2015	Reinspected	Add-on	None
Food Service	Forever Yogurt Bee And Tea	2905 N Main Street	Walnut Creek	C. Wheable	2/4/2016	Closed	Add-on	None
Food Service	Fuego Tequila Grill	1359 Locust Street	Walnut Creek	J. Folks	5/24/2016	Initial	Add-on	None
Food Service	Genji	1333 Newell Ave	Walnut Creek	D. Petagara	1/5/2016	Initial	Add-on	None
Food Service	Havana	1516 Bonanza Street	Walnut Creek	D. Petagara	4/15/2016	Reinspected	Call-out	None
Food Service	Havana	1516 Bonanza Street	Walnut Creek	D. Petagara	4/18/2016	Follow-up	Targeted	NOV

Clean Water Inspections
Fiscal Year 2015-16

Annual Report
7/1/2015-6/30/2016

Type	Facility Name	Address	STW City	Inspector	Date	Inspection Type	Billing Type	Enforcement?
Food Service	Havana	1516 Bonanza Street	Walnut Creek	D. Petagara	4/29/2016	Partial	Targeted	None
Food Service	Havana	1516 Bonanza Street	Walnut Creek	D. Petagara	5/3/2016	Enforcement F/	Targeted	None
Food Service	Havana	1516 Bonanza Street	Walnut Creek	D. Petagara	5/11/2016	Follow-up	Targeted	None
Food Service	Hillside Clubhouse	3400 Golden Rain Road	Walnut Creek	J. Folks	5/24/2016	Initial	Add-on	None
Food Service	Hiro Sushi	1690 Locust Street	Walnut Creek	D. Petagara	1/6/2016	Initial	Add-on	None
Food Service	Honey Berry	1632 N Main Street	Walnut Creek	D. Petagara	8/4/2015	Initial	Add-on	None
Food Service	Hubcaps Diner Inc.	1548 Bonanza Street	Walnut Creek	D. Petagara	2/24/2016	Closed	Add-on	None
Food Service	Ice Monster	2230 Oak Grove Road 103	Walnut Creek	D. Petagara	10/2/2015	Initial	Add-on	None
Food Service	IHOP	2910 N Main Street	Walnut Creek	J. Folks	12/2/2015	Reinspected	Call-out	None
Food Service	IHOP	2910 N Main Street	Walnut Creek	J. Folks	12/8/2015	Enforcement F/	Targeted	None
Food Service	IHOP	2910 N Main Street	Walnut Creek	J. Folks	12/8/2015	Follow-up	Targeted	NOV
Food Service	Jack In The Box #417	2295 N Main Street	Walnut Creek	C. Henry	6/27/2016	Reinspected	Add-on	None
Food Service	Jamba Juice	1425 Duncan Ave	Walnut Creek	D. Petagara	12/10/2015	Reinspected	Add-on	None
Food Service	Jun Japanese Bistro dba Izakaya Jun	1552 Locust Street	Walnut Creek	J. Olympia	10/22/2015	Initial	Add-on	None
Food Service	Kana Sushi	1280 Newell Ave E	Walnut Creek	C. Wheable	1/11/2016	Initial	Add-on	None
Food Service	Kanishka Café	1518 Bonanza Street	Walnut Creek	D. Petagara	4/15/2016	Reinspected	Call-out	None
Food Service	Kanishka Café	1518 Bonanza Street	Walnut Creek	D. Petagara	4/18/2016	Follow-up	Targeted	NOV
Food Service	Kanishka Café	1518 Bonanza Street	Walnut Creek	D. Petagara	4/29/2016	Partial	Targeted	None
Food Service	Kanishka Café	1518 Bonanza Street	Walnut Creek	D. Petagara	5/3/2016	Enforcement F/	Targeted	None
Food Service	Kanishka Café	1518 Bonanza Street	Walnut Creek	D. Petagara	5/11/2016	Follow-up	Targeted	None
Food Service	Katy's Kreek	1680 Locust Street	Walnut Creek	D. Petagara	1/6/2016	Reinspected	Add-on	None
Food Service	Le Cheval Restaurant	1375 N Broadway	Walnut Creek	J. Olympia	6/21/2016	Reinspected	Add-on	WN
Food Service	Le Cheval Restaurant	1375 N Broadway	Walnut Creek	J. Olympia	6/29/2016	Enforcement F/	Targeted	None
Food Service	Lettuce	1632 Locust Street	Walnut Creek	J. Folks	9/1/2015	Reinspected	Add-on	None
Food Service	Main Street Kitchen	1358 N Main Street	Walnut Creek	J. Folks	3/28/2016	Initial	Add-on	None
Food Service	Mariachi Mexican Grill	2054 Treat Blvd B	Walnut Creek	C. Wheable	11/9/2015	Initial	Add-on	None
Food Service	Mccovey's Restaurant	1444 N California Blvd	Walnut Creek	J. Skinner	8/31/2015	Closed	Add-on	None
Food Service	McDonald's	1380 N California	Walnut Creek	J. Skinner	8/27/2015	Closed	Add-on	None
Food Service	Mi Casa	2195 N Broadway	Walnut Creek	J. Folks	9/18/2015	Enforcement F/	Targeted	None
Food Service	Mi Casa	2195 N Broadway	Walnut Creek	J. Folks	4/13/2016	Reinspected	Add-on	None
Food Service	Miraku Japanese Cuisine & Sushi Bar.	2131 N Broadway	Walnut Creek	J. Folks	10/26/2015	Reinspected	Add-on	None
Food Service	Mixed Grain Korean Cuisine	1546 Bonanza Street	Walnut Creek	D. Petagara	2/24/2016	Reinspected	Add-on	NOV

Clean Water Inspections
Fiscal Year 2015-16

Annual Report
7/1/2015-6/30/2016

Type	Facility Name	Address	STW City	Inspector	Date	Inspection Type	Billing Type	Enforcement?
Food Service	Mixed Grain Korean Cuisine	1546 Bonanza Street	Walnut Creek	D. Petagara	3/1/2016	Enforcement F/	Targeted	None
Food Service	Modern China Café	1525 N Main Street	Walnut Creek	J. Folks	8/13/2015	Reinspected	Add-on	None
Food Service	Monas Burgers & Shakes	1574 Palos Verdes Mall	Walnut Creek	C. Wheable	1/11/2016	Initial	Add-on	None
Food Service	Montecatini Ristorante	1528 Civic Drive	Walnut Creek	J. Olympia	11/4/2015	Reinspected	Add-on	None
Food Service	Nama Sushi	1502 Sunnyvale Ave	Walnut Creek	J. Olympia	1/21/2016	Reinspected	Add-on	None
Food Service	New Deli Café	1600 Riviera Ave	Walnut Creek	J. Folks	12/8/2015	Reinspected	Add-on	None
Food Service	Oi - C Bowl	1616 N Main Street	Walnut Creek	D. Petagara	8/4/2015	Reinspected	Add-on	None
Food Service	Oyama Sushi	1521 N Main Street	Walnut Creek	D. Petagara	4/15/2016	Reinspected	Add-on	None
Food Service	Oyama Sushi	1521 N Main Street	Walnut Creek	D. Petagara	4/18/2016	Follow-up	Targeted	NOV
Food Service	Oyama Sushi	1521 N Main Street	Walnut Creek	D. Petagara	4/29/2016	Partial	Targeted	None
Food Service	Oyama Sushi	1521 N Main Street	Walnut Creek	D. Petagara	5/3/2016	Enforcement F/	Targeted	None
Food Service	Oyama Sushi	1521 N Main Street	Walnut Creek	D. Petagara	5/11/2016	Follow-up	Targeted	None
Food Service	Panama Bay Coffee	1499 N California Blvd	Walnut Creek	J. Folks	10/26/2015	Partial	Add-on	None
Food Service	Papa Murphy's Pizza	2991 Ygnacio Valley Road	Walnut Creek	C. Henry	7/15/2015	Closed	Add-on	None
Food Service	Papa Murphy's Pizza	1557 Palos Verdes Mall #A	Walnut Creek	C. Wheable	1/11/2016	Reinspected	Add-on	None
Food Service	Peony Garden	1448 S Main Street	Walnut Creek	J. Olympia	10/26/2015	Initial	Add-on	None
Food Service	Pinkberry	1179 Locust Street A	Walnut Creek	J. Folks	8/13/2015	Closed	Add-on	None
Food Service	Pyramid Brewery & Alehouse	1410 Locust Street	Walnut Creek	J. Olympia	5/24/2016	Closed	Add-on	None
Food Service	Quiznos Sub	2914 N Main Street	Walnut Creek	C. Henry	7/15/2015	Closed	Add-on	None
Food Service	Ramen Hiroshi	1633 Bonanza Street	Walnut Creek	J. Olympia	10/22/2015	Initial	Add-on	None
Food Service	Red House Studios	1667 Botelho Drive	Walnut Creek	J. Olympia	10/26/2015	Initial	Add-on	None
Food Service	Redux Lounge	1411 Locust Street	Walnut Creek	J. Folks	5/3/2016	Reinspected	Add-on	None
Food Service	Round Table Pizza	1776 N Broadway	Walnut Creek	J. Folks	4/13/2016	Reinspected	Add-on	None
Food Service	Sakana Sushi	1280 Newell Ave E	Walnut Creek	C. Wheable	1/11/2016	Closed	Add-on	None
Food Service	Salvatore Ristorante	1627 N Broadway	Walnut Creek	J. Folks	8/21/2015	Reinspected	Add-on	None
Food Service	Saroor Indian Cuisine	2580 N Main Street	Walnut Creek	J. Folks	8/14/2015	Reinspected	Add-on	None
Food Service	Saxbys Coffee	1632 N Main Street	Walnut Creek	C. Henry	7/15/2015	Closed	Add-on	None
Food Service	Sichuan House	2064 Treat Blvd H	Walnut Creek	C. Wheable	1/19/2016	Initial	Add-on	None
Food Service	Silk Road	1440 N Main Street	Walnut Creek	J. Olympia	5/25/2016	Reinspected	Add-on	None
Food Service	Starbucks	710 Bancroft Road B	Walnut Creek	J. Folks	1/21/2016	Reinspected	Add-on	None
Food Service	Starbucks #5768	2922 N Main Street	Walnut Creek	J. Olympia	1/21/2016	Reinspected	Add-on	None
Food Service	Starbuck's Coffee	1544 Palos Verdes Mall	Walnut Creek	J. Folks	9/30/2015	Reinspected	Add-on	None

Clean Water Inspections
Fiscal Year 2015-16

Annual Report
7/1/2015-6/30/2016

Type	Facility Name	Address	STW City	Inspector	Date	Inspection Type	Billing Type	Enforcement?
Food Service	Subway	1572 Palos Verdes Mall	Walnut Creek	C. Wheable	1/11/2016	Reinspected	Add-on	None
Food Service	Subway Sandwiches #39581	1556 Newell Ave	Walnut Creek	C. Wheable	4/20/2016	Reinspected	Add-on	None
Food Service	Sun Mei	2932 N Main Street	Walnut Creek	C. Henry	7/15/2015	Closed	Add-on	None
Food Service	Taco Bell	1250 Newell Ave K	Walnut Creek	J. Folks	2/23/2016	Closed	Add-on	None
Food Service	Taqueria Mexican Grill	1359 Locust Street	Walnut Creek	C. Henry	7/8/2015	Closed	Add-on	None
Food Service	Taylor Made Cakes	1510 Palos Verdes Mall C	Walnut Creek	C. Wheable	7/20/2015	Reinspected	Add-on	None
Food Service	Taylor Made Cakes	1510 Palos Verdes Mall C	Walnut Creek	C. Wheable	1/11/2016	Closed	Add-on	None
Food Service	The Brass Bear Delicatessen	1506 N Main Street	Walnut Creek	J. Olympia	1/15/2016	Reinspected	Add-on	None
Food Service	The Cheesecake Factory	1181 Locust Street E	Walnut Creek	J. Folks	10/22/2015			None
Food Service	The Cheesecake Factory	1181 Locust Street E	Walnut Creek	J. Folks	12/14/2015			None
Food Service	The Cheesecake Factory	1181 Locust Street E	Walnut Creek	J. Folks	2/22/2016	Reinspected	Add-on	None
Food Service	The Cheesecake Factory	1181 Locust Street E	Walnut Creek	J. Folks	2/24/2016	Enforcement F/	Targeted	None
Food Service	The Cheesecake Factory	1181 Locust Street E	Walnut Creek	J. Folks	2/24/2016	Follow-up	Targeted	NOV
Food Service	The Cheesecake Factory	1181 Locust Street E	Walnut Creek	J. Folks	3/2/2016			None
Food Service	The Door Restaurant	1448 S Main Street	Walnut Creek	C. Henry	7/15/2015	Closed	Add-on	None
Food Service	The Habit Burger & Grill	1255 S California Blvd	Walnut Creek	J. Olympia	10/26/2015	Reinspected	Call-out	None
Food Service	Tiki Tom's	1535 Olympic Blvd	Walnut Creek	J. Olympia	11/5/2015	Reinspected	Add-on	None
Food Service	Tony's Slice House	1500 Mt Diablo Blvd	Walnut Creek	C. Henry	6/8/2016	Initial	Add-on	None
Food Service	Tortilleria El Molino	2228 Oak Grove Road	Walnut Creek	D. Petagara	10/19/2015	Initial	Add-on	None
Food Service	Tullio's Family Style Italian Restaurant	2065 N Broadway	Walnut Creek	C. Henry	6/21/2016	Reinspected	Add-on	None
Food Service	Una Mas Mexican Grill	2054 Treat Blvd B	Walnut Creek	C. Henry	7/15/2015	Closed	Add-on	None
Food Service	Va De Vi	1511 Mt Diablo Blvd	Walnut Creek	C. Henry	5/13/2016	Reinspected	Add-on	None
Food Service	Vanden Thai	1250 Newell Ave J	Walnut Creek	C. Wheable	1/11/2016	Initial	Add-on	None
Food Service	Vanessa's Bistro	1512 Locust Street	Walnut Creek	D. Petagara	2/25/2016	Reinspected	Add-on	NOV
Food Service	Vanessa's Bistro	1512 Locust Street	Walnut Creek	D. Petagara	3/1/2016	Enforcement F/	Targeted	None
Food Service	Yalla Mediterranean	1813 Ygnacio Valley Road A	Walnut Creek	C. Wheable	2/4/2016	Initial	Add-on	None
Food Service	Yogurt Park Of Broadway Plaza	80 Broadway Lane	Walnut Creek	C. Henry	7/17/2015	Closed	Add-on	None
Gas Station	Main & Geary Chevron Service	2895 N Main Street	Walnut Creek	C. Wheable	3/23/2016	Reinspected	Add-on	None
Gas Station	Shell	2098 Mt Diablo Blvd	Walnut Creek	C. Wheable	7/9/2015	Initial	Add-on	None
Gas Station	Shell Gas Station	265 Ygnacio Valley Road	Walnut Creek	J. Folks	11/13/2015	Initial	Add-on	None
Gas Station	USA Gas	265 Ygnacio Valley Road	Walnut Creek	J. Folks	11/13/2015	Closed	Add-on	None
Gas Station	Usa Mini Mart & Gas Station	2098 Mt Diablo Blvd	Walnut Creek	C. Wheable	7/9/2015	Closed	Add-on	None

Clean Water Inspections
Fiscal Year 2015-16

Annual Report
7/1/2015-6/30/2016

Type	Facility Name	Address	STW City	Inspector	Date	Inspection Type	Billing Type	Enforcement?
Gas Station	Walnut Creek Chevron Service Center	1805 Ygnacio Valley Road	Walnut Creek	C. Wheable	3/23/2016	Reinspected	Add-on	None
Grocery Store	BevMo	2940 N Main Street	Walnut Creek	J. Folks	2/2/2016	Reinspected	Add-on	None
Grocery Store	Fresh & Easy Neighborhood Market	1821 Ygnacio Valley Road	Walnut Creek	J. Talarico	7/13/2015	Closed	Add-on	None
Grocery Store	Harvest Market	1633 Bonanza Street	Walnut Creek	C. Henry	7/15/2015	Closed	Add-on	None
Grocery Store	India Bazaar	1250 Newell Ave A	Walnut Creek	C. Wheable	7/13/2015	Reinspected	Add-on	None
Grocery Store	Kasra Market	1270 Newell Ave C	Walnut Creek	C. Wheable	7/9/2015	Reinspected	Add-on	None
Grocery Store	Lunardi's Market	1600 Palos Verdes Mall	Walnut Creek	C. Henry	3/4/2016	Reinspected	Add-on	None
Grocery Store	Nob Hill Foods	2270 Oak Grove Road	Walnut Creek	C. Henry	3/9/2016	Reinspected	Add-on	None
Grocery Store	Safeway	710 Bancroft Road B	Walnut Creek	J. Folks	1/21/2016	Partial	Add-on	None
Grocery Store	Safeway	710 Bancroft Road B	Walnut Creek	J. Folks	1/26/2016	Reinspected	Add-on	NOV
Grocery Store	Safeway	710 Bancroft Road B	Walnut Creek	J. Folks	1/26/2016	Enforcement F/	Targeted	None
Grocery Store	Safeway Stores	1972 Tice Valley Blvd	Walnut Creek	E. Rodriguez	6/20/2016	Reinspected	Add-on	None
Healthcare	Kaiser Permanente Park Shadelands M	320 Lennon Lane	Walnut Creek	C. Wheable	11/13/2015	Reinspected	Add-on	None
Hotel	Holiday Inn Express	2730 N Main Street	Walnut Creek	J. Folks	3/18/2016	Reinspected	Add-on	None
Hotel	Marriott Hotel	2355 N Main Street	Walnut Creek	J. Skinner	8/31/2015	Reinspected	Add-on	None
Janitorial Srvc	Town & Country (Working at Toyota W	2100 N Main Street	Walnut Creek	J. Folks	9/9/2015	Initial	Call-out	WN
Janitorial Srvc	Town & Country (Working at Toyota W	2100 N Main Street	Walnut Creek	J. Folks	9/9/2015	Enforcement F/	Targeted	None
Janitorial Srvc	Universal Maintenance (working at Plaz	1181 Locust	Walnut Creek	J. Folks	2/22/2016	Initial	Call-out	None
Janitorial Srvc	Universal Maintenance (working at Plaz	1181 Locust	Walnut Creek	J. Folks	2/23/2016			None
Janitorial Srvc	Universal Maintenance (working at Plaz	1181 Locust	Walnut Creek	J. Folks	2/26/2016	Enforcement F/	Targeted	None
Janitorial Srvc	Universal Maintenance (working at Plaz	1181 Locust	Walnut Creek	J. Folks	2/26/2016	Follow-up	Targeted	WN
Laboratory	Safeway Headquarters Laboratory	2800 Ygnacio Valley Road	Walnut Creek	J. Skinner	7/9/2015	Closed	Add-on	None
Landscape	Boundary Oaks Maintenance Facility	3560 Valley Vista Road	Walnut Creek	J. Skinner	9/15/2015	Initial	Add-on	None
Landscape	City of Walnut Creek Parks Department	511 Lawrence Way	Walnut Creek	D. Petagara	9/8/2015	Reinspected	Add-on	None
Manufacturing	Farm Creek Brewing Company	1415 Pine Street	Walnut Creek	J. Skinner	8/31/2015	Partial	Add-on	None
Manufacturing	Farm Creek Brewing Company	1415 Pine Street	Walnut Creek	J. Skinner	4/12/2016	Follow-up	Add-on	None
Manufacturing	Quint Measuring Systems, Inc.	1541 Third Ave	Walnut Creek	J. Folks	2/9/2016	Initial	Add-on	None
Mobile Service	Wheelinator (working at Cole European	1421 Lesnick Lane	Walnut Creek	J. Folks	3/4/2016	Initial	Call-out	None
Permitted IU	Aquarius Pool & Spa Service	1822 Mt Diablo Blvd	Walnut Creek	D. Petagara	9/3/2015	Reinspected	Add-on	None
Permitted IU	Del Monte Foods - Research Center	205 N Wiget Lane	Walnut Creek	J. Talarico	10/12/2015	Follow-up	Add-on	None
Permitted IU	Del Monte Foods - Research Center	205 N Wiget Lane	Walnut Creek	D. Petagara	2/29/2016	Reinspected	Add-on	None
Permitted IU	Elegant Auto Detailing	1507 Third Ave	Walnut Creek	D. Petagara	5/13/2016	Reinspected	Add-on	None

Clean Water Inspections
Fiscal Year 2015-16

Annual Report
7/1/2015-6/30/2016

Type	Facility Name	Address	STW City	Inspector	Date	Inspection Type	Billing Type	Enforcement?
Permitted IU	Geronimo's Professional Auto Detailing	1275 Pine Street	Walnut Creek	J. Talarico	6/9/2016	Reinspected	Add-on	None
Permitted IU	John Muir Medical Center-Walnut Cree	1601 Ygnacio Valley Road	Walnut Creek	C. Wheable	4/18/2016	Reinspected	Add-on	None
Permitted IU	Joint Genome Institute	2800 Mitchell Drive 100	Walnut Creek	D. Petagara	11/18/2015	Reinspected	Add-on	None
Permitted IU	Kaiser Permanente	1425 S Main Street	Walnut Creek	J. Olympia	11/12/2015	Reinspected	Add-on	None
Permitted IU	Mercedes-Benz Of Walnut Creek	1301 Parkside Drive	Walnut Creek	J. Talarico	6/9/2016	Reinspected	Add-on	None
Permitted IU	Mercer Owners Association	1655 N California Blvd	Walnut Creek	D. Petagara	6/7/2016	Reinspected	Add-on	None
Permitted IU	Walnut Creek Ford	1800 N Main Street	Walnut Creek	C. Henry	1/12/2016	Reinspected	Add-on	None
Property Mngt	Cardoza Properties (Parkside Business	1205 Parkside Drive	Walnut Creek	J. Folks	3/7/2016	Initial	Add-on	None
Property Mngt	Newell Promenade	1560 Newell Ave	Walnut Creek	J. Olympia	4/21/2016	Initial	Call-out	NOV
Property Mngt	Newell Promenade	1560 Newell Ave	Walnut Creek	J. Olympia	4/25/2016	Enforcement F/	Targeted	None
Property Owner	Cortese Investment Company	1539 Botelho Drive	Walnut Creek	D. Petagara	10/27/2015	Reinspected	Call-out	None
Property Owner	Cortese Investment Company	1539 Botelho Drive	Walnut Creek	D. Petagara	11/2/2015	Follow-up	Targeted	NOV
Property Owner	Cortese Investment Company	1539 Botelho Drive	Walnut Creek	D. Petagara	11/4/2015	Enforcement F/	Targeted	None
Residential	Milton Ave Dumping Call-out	1356 Milton Ave	Walnut Creek	J. Folks	3/30/2016	Initial	Call-out	None
Retail	Paper Source	1567 Botelho Drive	Walnut Creek	D. Petagara	10/27/2015	Initial	Call-out	None
Retail	Ross (store #137)	1295 S Main Street	Walnut Creek	D. Petagara	10/27/2015	Reinspected	Targeted	None
Retail	Tuesday Morning	1330 S California Blvd	Walnut Creek	D. Petagara	10/27/2015	Reinspected	Call-out	None
SDP	SDP 16-13 (Sanexen working for EBM	0000 El Camino Corto	Walnut Creek	J. Folks	6/21/2016	Initial	Call-out	None
SDP	SDP 16-13 (Sanexen working for EBM	0000 El Camino Corto	Walnut Creek	J. Folks	6/22/2016	Surveillance	Targeted	None
SDP	SDP 16-13 (Sanexen working for EBM	0000 El Camino Corto	Walnut Creek	J. Folks	6/23/2016	Surveillance	Targeted	None
SDP	SDP 16-13 (Sanexen working for EBM	0000 El Camino Corto	Walnut Creek	J. Folks	6/29/2016	Follow-up	Targeted	NOV
SDP	SDP 16-13 (Sanexen working for EBM	0000 El Camino Corto	Walnut Creek	J. Folks	6/29/2016	Enforcement F/	Targeted	None
Spill Inv.	North Main Tow spill at	1414 Pine Street	Walnut Creek	J. Skinner	2/16/2016	Initial	Call-out	None
Utility	EBMUD Walnut Creek Pump Plant- Wa	1841 Geary Road	Walnut Creek	C. Henry	7/7/2015	Reinspected	Add-on	None
Utility	EBMUD Walnut Creek Water Treatmen	2201 Larkey Lane	Walnut Creek	D. Petagara	10/6/2015	Reinspected	Add-on	None
Vehicle Sales	North State Auto - Detail & Parking Lot	2576 N Main Street	Walnut Creek	J. Olympia	5/10/2016	Enforcement F/	Targeted	None
Vehicle Sales	North State Auto - Detail & Parking Lot	2576 N Main Street	Walnut Creek	J. Olympia	5/10/2016	Initial	Call-out	NOV
Vehicle Sales	Prestige Autohaus	1400 Central Road A1	Walnut Creek	C. Wheable	10/7/2015	Initial	Add-on	None
Vehicle Service	Bazzone Motors Automotive Repair	1415 Pine Street B	Walnut Creek	J. Skinner	12/7/2015	Initial	Add-on	None
Vehicle Service	Big O Tire Store #60	2155 N Broadway	Walnut Creek	J. Olympia	1/15/2016	Reinspected	Add-on	None
Vehicle Service	BMW Motorcycles of Walnut Creek	1255 Parkside Drive	Walnut Creek	J. Folks	4/1/2016	Initial	Add-on	None
Vehicle Service	City of Walnut Creek Street Maintenan	600 San Carlos Drive	Walnut Creek	D. Petagara	9/8/2015	Reinspected	Add-on	None

Clean Water Inspections
Fiscal Year 2015-16

Annual Report
7/1/2015-6/30/2016

Type	Facility Name	Address	STW City	Inspector	Date	Inspection Type	Billing Type	Enforcement?
Vehicle Service	Diablo Auto Specialists	1413 Carlback Ave	Walnut Creek	J. Olympia	10/22/2015	Reinspected	Add-on	None
Vehicle Service	Diablo Kawasaki - BMW	1255 Parkside Drive	Walnut Creek	J. Folks	4/1/2016	Closed	Add-on	None
Vehicle Service	Diablo Mazda Subaru (Diablo Auto, Inc.	2646 N Main Street	Walnut Creek	C. Henry	5/31/2016	Closed	Add-on	None
Vehicle Service	East Bay Autospa	1361 Pine Street	Walnut Creek	D. Petagara	7/14/2015	Reinspected	Add-on	None
Vehicle Service	European Auto Repair	1573 Third Ave	Walnut Creek	C. Henry	5/31/2016	Reinspected	Add-on	None
Vehicle Service	Gem Motors/Yellow Cab of WC	1517 2nd Ave	Walnut Creek	J. Folks	11/23/2015	Reinspected	Add-on	None
Vehicle Service	Gem Motors/Yellow Cab of WC	1517 2nd Ave	Walnut Creek	J. Folks	12/1/2015	Follow-up	Targeted	None
Vehicle Service	Gem Motors/Yellow Cab of WC	1517 2nd Ave	Walnut Creek	J. Folks	2/18/2016	Follow-up	Targeted	None
Vehicle Service	German Auto Clinic	2040 N Main Street #11	Walnut Creek	J. Olympia	1/26/2016	Reinspected	Add-on	None
Vehicle Service	German Autotech	1415 Pine Street A	Walnut Creek	J. Skinner	12/7/2015	Reinspected	Add-on	None
Vehicle Service	Gilmore's Auto Service	2151 N Broadway	Walnut Creek	J. Olympia	1/21/2016	Reinspected	Add-on	None
Vehicle Service	Import Specialties	1531 2nd Ave B	Walnut Creek	J. Folks	2/2/2016	Closed	Add-on	None
Vehicle Service	Independent Volvo Service	1403 Autocenter Drive A	Walnut Creek	J. Folks	7/7/2015	Reinspected	Add-on	None
Vehicle Service	Kirk's Motorsports	1410 Lesnick Lane G	Walnut Creek	J. Folks	3/4/2016	Reinspected	Call-out	None
Vehicle Service	M & N Automotive	1235 Parkside Drive	Walnut Creek	J. Folks	2/1/2016	Reinspected	Add-on	None
Vehicle Service	Michael Stead Chevrolet Cadillac	2390 N Main Street	Walnut Creek	J. Folks	11/16/2015	Reinspected	Add-on	None
Vehicle Service	Michael Stead Chrysler Jeep Dodge	2404 N Main Street	Walnut Creek	J. Olympia	5/9/2016	Reinspected	Add-on	None
Vehicle Service	Speedy Auto Glass Inc.	2012 N Main Street	Walnut Creek	D. Petagara	12/9/2015	Closed	Add-on	None
Vehicle Service	Transmission Professionals	1504 Third Ave	Walnut Creek	J. Folks	2/9/2016	Reinspected	Add-on	None
Vehicle Service	Walnut Creek Auto Pros	1520 Third Ave A	Walnut Creek	J. Folks	2/10/2016	Reinspected	Add-on	None
Vehicle Service	Walnut Creek Import Service	1343 Pine Street	Walnut Creek	J. Olympia	1/20/2016	Reinspected	Add-on	None
Vehicle Service	Walnut Creek Toyota	2105 N Broadway	Walnut Creek	J. Folks	1/7/2016	Reinspected	Add-on	None
Vehicle Service	Walnut Creek Toyota	1435 Pine Street	Walnut Creek	J. Folks	1/7/2016	Reinspected	Add-on	None
Vehicle Service	Walnut Creek Toyota	2100 N Broadway	Walnut Creek	J. Folks	1/7/2016	Reinspected	Add-on	None
Vehicle Service	Walnut Creek Toyota	2100 N Main Street	Walnut Creek	J. Folks	1/7/2016	Reinspected	Add-on	None
Vehicle Service	Walnut Creek Toyota	2087 N Broadway	Walnut Creek	J. Folks	1/7/2016	Reinspected	Add-on	None
Vehicle Service	Walnut Creek Toyota	2100 N Broadway	Walnut Creek	J. Folks	1/12/2016	Follow-up	Targeted	NOV
Vehicle Service	Walnut Creek Toyota	2100 N Broadway	Walnut Creek	J. Folks	1/15/2016	Enforcement F/	Targeted	None
Vehicle Service	Walt's Automotive Service	2574 N Main Street	Walnut Creek	J. Olympia	5/10/2016	Reinspected	Add-on	None
Vehicle Service	Wheel Works #8205	1205 Parkside Drive	Walnut Creek	J. Folks	2/18/2016	Reinspected	Add-on	None
Vehicle Service	Wolfgang's Foreign Car Service	1275 Parkside Drive	Walnut Creek	J. Folks	3/28/2016	Reinspected	Add-on	None
Vehicle Service	York's Motorwerke	1531 2nd Ave A & B	Walnut Creek	J. Folks	2/2/2016	Reinspected	Add-on	WN

Clean Water Inspections
Fiscal Year 2015-16

Annual Report
7/1/2015-6/30/2016

Type	Facility Name	Address	STW City	Inspector	Date	Inspection Type	Billing Type	Enforcement?
Vehicle Service	York's Motorwerke	1531 2nd Ave A & B	Walnut Creek	J. Folks	2/4/2016	Enforcement F/	Targeted	None
Warehouse	City of Walnut Creek Traffic Operations	508 Lawrence Way	Walnut Creek	D. Petagara	9/8/2015	Reinspected	Add-on	None

Total number of Initial Inspections and Reinspections: 183

Total number of Follow-up, Enforcement Follow-up, Surveillance, Consultation and Partial inspections: 62

Total number of closed or moved Inspections: 40

Total number of NOVs issued: 16

Total number of WNs issued: 6

8/17/2016

CITY OF WALNUT CREEK

August 3, 2015

Dear Project Owner/Engineer/Superintendent

RE: EROSION AND SEDIMENTATION CONTROL PLAN

As required under the City of Walnut Creek's Municipal Code §9-9.204 (d)(10), ***any active construction projects*** that will not be completed by October 15 are required to implement an erosion and sedimentation control program. An erosion and sedimentation control plan must be submitted to the City Engineer for approval by September 30.

An inactive job site must be winterized by installing appropriate erosion and sedimentation control measures by October 1. For an active construction site, you must either install appropriate control measures or have the pertinent materials be available on site by October 1, ready to be installed when a storm event is predicted 24-hour in advanced. The City's engineering inspector will inspect all job sites to: (1) verify that an erosion and sedimentation control plan has been developed, (2) the plan is available on-site, and (3) assess whether the job site will meet the October 1st installation deadline.

The City of Walnut Creek is required under its Municipal Regional NPDES Permit No. CAS612008 (Provision C.6.e.i) to remind developers and/or owners of projects disturbing one acre of more soil, hillside projects and high priority sites to prepare for the upcoming wet season and to provide annual reporting to the Regional Water Quality Control Board (RWQCB). City inspectors will continue to monitor the effectiveness of your site's erosion and sedimentation controls throughout the rainy season.

If you have any questions concerning your erosion and sedimentation control program, please feel free to contact me at (925) 256-3511.

Sincerely,

Rinta S. Perkins

Rinta Perkins
NPDES Program Manager

Enclosure:
Minimum erosion/sediment control guidelines for small construction projects

City of Walnut Creek
Construction Inspections

Project No.	Project Name	SWPPP Project?	Date of Inspection	Inspection Type	Weather Cond.	Rainfall w/Runoff	Issues Observed During Inspection							Problem Description	Enforcement Level				Outcome	Inspection Notes	Closed 10 Days?	Closed 30 Days?
							Site Management	Sediment Control	Erosion Control	Runoff/Runon Control	Active Treatment	Non SW Discharge	Discharge pt free of illicit discharge?		Level 1	Level 2	Level 3	Level 4				
15-013	Cobble Lane	☐	01/06/2016	Monthly	Rain	Yes	Refer to CW Coord.	Refer to CW Coord.	Refer to CW Coord.	Refer to CW Coord.	Not Applicable	Refer to CW Coord.	No	On Wednesday January 6, 2016 City Staff, Jeremy Cowell, visited the project site at approximately 11:40 AM. Staff witnessed the following violations: 1. Inadequate Sediment Control Measures 2. Inadequate Erosion Control Measures 3. Inadequate Run-off	No	Yes	No	No	Escalate Enforcement	Notice of Violation issued to the property owner.		
15-013	Cobble Lane	☐	01/08/2016	Follow-up	Light Rain	Yes	Refer to CW Coord.	Refer to CW Coord.	Refer to CW Coord.	Refer to CW Coord.	Not Applicable	Refer to CW Coord.	No	On Wednesday January 6, 2016 City Staff, Jeremy Cowell, visited the project site at approximately 11:40 AM. Staff witnessed the following violations: 1. Inadequate Sediment Control Measures 2. Inadequate Erosion Control Measures 3. Inadequate Run-off	No	Yes	No	No		Stop Work Order Issued.		
SDP12-013	MS 805-06 Improvements	☐	10/26/2015	Pre-Rainy Season	Clear	No	Adequate	Adequate	Adequate	Not Applicable	Not Applicable	Not Applicable	Yes		No	No	No	No				
SDP12-013	MS 805-06 Improvements	☐	01/07/2016	Monthly	Cloudy	Yes	Adequate	Adequate	Adequate	Adequate	Not Applicable	Adequate	Yes		No	No	No	No				
SDP12-013	MS 805-06 Improvements	☐	02/29/2016	Monthly	Clear	Yes	Adequate	Adequate	Adequate	Adequate	Not Applicable	Not Applicable	Yes		No	No	No	No				
SDP12-013	MS 805-06 Improvements	☐	03/31/2016	Monthly	Cloudy	Yes	Adequate	Adequate	Adequate	Adequate	Not Applicable	Adequate	Yes		No	No	No	No				
SDP12-013	MS 805-06 Improvements	☐	04/28/2016	Monthly	Clear	No	Adequate	Adequate	Adequate	Adequate	Not Applicable	Not Applicable	Yes		No	No	No	No		Work substantially complete.		
SDP12-015	Overlook Homes	☐	10/27/2015	Pre-Rainy Season	Cloudy	No	Needs Attention	Needs Attention	Needs Attention	Not Applicable	Not Applicable	Not Applicable	Yes	1. Port-a-potty requires double containment 2. Better street sweeping on private road to prevent erosion onto public street. 3. Maintain better house keeping 4. Better straw wattle maintenance 5. Existing inlet protection required	Yes	No	No	No	Issue Resolved		Yes	
SDP12-015	Overlook Homes	☐	11/03/2015	Follow-up	Clear	Yes	Adequate	Adequate	Adequate	Not Applicable	Not Applicable	Not Applicable	Yes		No	No	No	No			Yes	
SDP12-015	Overlook Homes	☐	11/24/2015	Monthly	Cloudy	Yes	Adequate	Not Applicable	Not Applicable	Not Applicable	Not Applicable	Not Applicable	Yes		No	No	No	No				
SDP12-015	Overlook Homes	☐	12/10/2015	Monthly	Cloudy	No	Adequate	Not Applicable	Not Applicable	Not Applicable	Not Applicable	Not Applicable	Yes		No	No	No	No				
SDP12-015	Overlook Homes	☐	01/07/2016	Monthly	Cloudy	Yes	Adequate	Adequate	Adequate	Not Applicable	Not Applicable	Not Applicable	Yes		No	No	No	No				
SDP12-015	Overlook Homes	☐	02/01/2016	Monthly	Cloudy	Yes	Adequate	Adequate	Adequate	Not Applicable	Not Applicable	Not Applicable	Yes		No	No	No	No				
SDP12-015	Overlook Homes	☐	03/09/2016	Monthly	Cloudy	No	Adequate	Adequate	Adequate	Not Applicable	Not Applicable	Not Applicable	Yes		No	No	No	No				
SDP12-015	Overlook Homes	☐	04/26/2016	Final	Clear	Yes	Not Applicable	Not Applicable	Not Applicable	Not Applicable	Not Applicable	Not Applicable	Yes		No	No	No	No				
SDP13-005	First Ave Homes (MS803-07)	☐	10/26/2015	Pre-Rainy Season	Clear	No	Needs Attention	Needs Attention	Needs Attention	Not Applicable	Not Applicable	Not Applicable	Yes	Perform general housekeeping throughout the job site. Install trash/garbage containers. Install inlet grates and protect inlets. Silt fencing needs to be tucked in. Cover stockpiles that are not in use.	Yes	No	No	No	Issue Resolved	Problem Resolved 10/30/15	Yes	Yes
SDP13-005	First Ave Homes (MS803-07)	☐	10/28/2015	Follow-up	Cloudy	No	Adequate	Adequate	Adequate	Adequate	Adequate	Adequate	Yes		No	No	No	No				
SDP13-005	First Ave Homes (MS803-07)	☐	11/13/2015	Monthly	Clear	No	Adequate	Adequate	Adequate	Not Applicable	Not Applicable	Not Applicable	Yes		No	No	No	No				
SDP13-005	First Ave Homes (MS803-07)	☐	12/02/2015	Monthly	Clear	Yes	Adequate	Adequate	Adequate	Not Applicable	Not Applicable	Not Applicable	Yes		No	No	No	No				
SDP13-005	First Ave Homes (MS803-07)	☐	01/20/2016	Monthly	Cloudy	No	Needs Attention	Adequate	Adequate	Not Applicable	Not Applicable	Not Applicable	Yes	Construction entrance needs to be stablized.	Yes	No	No	No	No Issue	Issue resolved 1/25/2016	Yes	Yes
SDP13-005	First Ave Homes (MS803-07)	☐	01/25/2016	Follow-up	Clear	No	Adequate	Adequate	Adequate	Not Applicable	Not Applicable	Not Applicable	Yes		No	No	No	No				
SDP13-005	First Ave Homes (MS803-07)	☐	02/26/2016	Monthly	Clear	No	Needs Attention	Adequate	Needs Attention	Not Applicable	Not Applicable	Not Applicable	Yes	Porter potty requires double containment. Stock pile on site needs to be covered if inactive. Trash is currently piled on site, requires dumpster for trash pick up.	Yes	No	No	No	No Issue	Issue resolved 03/02/2016	Yes	Yes
SDP13-005	First Ave Homes (MS803-07)	☐	03/02/2016	Follow-up	Clear	No	Adequate	Adequate	Adequate	Not Applicable	Not Applicable	Not Applicable	Yes		No	No	No	No				
SDP13-005	First Ave Homes (MS803-07)	☐	03/16/2016	Monthly	Cloudy	No	Adequate	Adequate	Adequate	Not Applicable	Not Applicable	Not Applicable	Yes		No	No	No	No				
SDP13-005	First Ave Homes (MS803-07)	☐	04/20/2016	Monthly	Clear	No	Needs Attention	Needs Attention	Adequate	Not Applicable	Not Applicable	Not Applicable	Yes		No	No	No	No				
SDP13-005	First Ave Homes (MS803-07)	☐	04/21/2016	Follow-up	Cloudy	No	Adequate	Adequate	Adequate	Not Applicable	Not Applicable	Not Applicable	Yes		Yes	No	No	No	No Issue	Issue resolved 04/21/2016	Yes	Yes

Date Printed: 08/31/2016

Project No.	Project Name	SWPPP Project?	Date of Inspection	Inspection Type	Weather Cond.	Rainfall w/Runoff	Issues Observed During Inspection							Problem Description	Enforcement Level				Outcome	Inspection Notes	Closed 10 Days?	Closed 30 Days?
							Site Management	Sediment Control	Erosion Control	Runoff/Runon Control	Active Treatment	Non SW Discharge	Discharge pt free of illicit discharge?		Level 1	Level 2	Level 3	Level 4				
SDP13-013	Arroyo Apartments	☑	10/22/2015	Pre-Rainy Seasor	Clear	No	Needs Attention	Needs Attention	Needs Attention	Not Applicable	Not Applicable	Not Applicable	Yes	Adco (subcontractor) to clean up trash chute area and dumpster debris. Sweep up residual concrete washout debris and cigarette butts from gutterpans. Clean up litter on sidewalks and landscaping. Cover stockpiles and secure straw waddles.	Yes	No	No	No	Issue Resolved	Problem resolved 10/29/15.	Yes	Yes
SDP13-013	Arroyo Apartments	☑	10/29/2015	Follow-up	Clear	No	Adequate	Adequate	Adequate	Not Applicable	Not Applicable	Not Applicable	Yes		No	No	No	No				
SDP13-013	Arroyo Apartments	☑	11/13/2015	Monthly	Clear	Yes	Adequate	Adequate	Adequate	Not Applicable	Not Applicable	Not Applicable	Yes		No	No	No	No				
SDP13-013	Arroyo Apartments	☑	12/02/2015	Monthly	Clear	Yes	Adequate	Adequate	Adequate	Not Applicable	Not Applicable	Not Applicable	Yes		No	No	No	No				
SDP13-013	Arroyo Apartments	☑	01/20/2016	Monthly	Clear	Yes	Adequate	Adequate	Adequate	Not Applicable	Not Applicable	Not Applicable	Yes		No	No	No	No				
SDP13-013	Arroyo Apartments	☑	02/26/2016	Monthly	Clear	No	Adequate	Adequate	Adequate	Not Applicable	Not Applicable	Not Applicable	Yes		No	No	No	No				
SDP13-013	Arroyo Apartments	☑	03/13/2016	Monthly	Clear	No	Adequate	Adequate	Adequate	Not Applicable	Not Applicable	Not Applicable	Yes		No	No	No	No				
SDP13-013	Arroyo Apartments	☑	04/20/2016	Monthly	Clear	Yes	Needs Attention	Adequate	Needs Attention	Not Applicable	Not Applicable	Not Applicable	Yes		Yes	No	No	No	No Issue	Issue resolved 4/21/2016	Yes	Yes
SDP13-013	Arroyo Apartments	☑	04/21/2016	Follow-up	Cloudy	No	Adequate	Adequate	Adequate	Not Applicable	Not Applicable	Not Applicable	Yes		No	No	No	No				
SDP13-015	Newell Village	☑	10/27/2015	Pre-Rainy Seasor	Cloudy	No	Needs Attention	Needs Attention	Needs Attention	Not Applicable	Not Applicable	Not Applicable	Yes	Warning Notice has been issued to this project	Yes	No	No	No	Issue Resolved		Yes	
SDP13-015	Newell Village	☑	11/03/2015	Follow-up	Clear	Yes	Adequate	Adequate	Adequate	Not Applicable	Not Applicable	Not Applicable	Yes		No	No	No	No	Issue Resolved		Yes	
SDP13-015	Newell Village	☑	11/24/2015	Monthly	Cloudy	Yes	Adequate	Adequate	Adequate	Not Applicable	Not Applicable	Not Applicable	Yes		No	No	No	No				
SDP13-015	Newell Village	☑	12/10/2015	Monthly	Cloudy	No	Adequate	Adequate	Adequate	Not Applicable	Not Applicable	Not Applicable	Yes		No	No	No	No				
SDP13-015	Newell Village	☑	01/07/2016	Monthly	Cloudy	Yes	Needs Attention	Needs Attention	Needs Attention	Not Applicable	Not Applicable	Not Applicable	Yes	Contractor recently relocated items in their office and could not locate SWPPP binder on site. Contractor to perform general housekeeping throughout the job site, continue waddles around perimeter at the old constrction entrance, sweep debris from gutters	Yes	No	No	No	Fixed Immediately		Yes	
SDP13-015	Newell Village	☑	01/08/2016	Follow-up	Cloudy	No	Adequate	Adequate	Adequate	Not Applicable	Not Applicable	Not Applicable	Yes		No	No	No	No				
SDP13-015	Newell Village	☑	02/01/2016	Monthly	Cloudy	Yes	Adequate	Adequate	Adequate	Not Applicable	Not Applicable	Not Applicable	Yes		No	No	No	No				
SDP13-015	Newell Village	☑	03/09/2016	Monthly	Cloudy	No	Adequate	Adequate	Adequate	Not Applicable	Not Applicable	Not Applicable	Yes		No	No	No	No				
SDP13-015	Newell Village	☑	04/26/2016	Monthly	Clear	Yes	Adequate	Adequate	Adequate	Not Applicable	Not Applicable	Not Applicable	Yes		No	No	No	No				
SDP13-026	Homestead Terrace	☐	10/27/2015	Pre-Rainy Seasor	Cloudy	No	Adequate	Adequate	Adequate	Adequate	Not Applicable	Not Applicable	Yes	Straw wattle along southern perimeter need to be moved and replaced as work continues of new curb and gutter.	No	No	No	No				
SDP13-026	Homestead Terrace	☐	11/24/2015	Monthly	Cloudy	Yes	Adequate	Adequate	Needs Attention	Adequate	Not Applicable	Not Applicable	Yes	Construction entrance needs attention	No	No	No	No				
SDP13-026	Homestead Terrace	☐	11/25/2015	Follow-up	Cloudy	No	Adequate	Adequate	Adequate	Not Applicable	Not Applicable	Not Applicable	Yes		No	No	No	No	Fixed Immediately		Yes	
SDP13-026	Homestead Terrace	☐	12/10/2015	Monthly	Cloudy	No	Adequate	Adequate	Adequate	Not Applicable	Not Applicable	Not Applicable	Yes		No	No	No	No				
SDP13-026	Homestead Terrace	☐	01/07/2016	Monthly	Cloudy	Yes	Needs Attention	Needs Attention	Adequate	Not Applicable	Not Applicable	Not Applicable	Yes	Contractor to refresh construction entrance with 1" rock, sweep gutters and adjust filter fabric in storm drain inlet.	Yes	No	No	No	Issue Resolved		Yes	
SDP13-026	Homestead Terrace	☐	01/14/2016	Follow-up	Cloudy	No	Adequate	Adequate	Adequate	Not Applicable	Not Applicable	Not Applicable	Yes		No	No	No	No				
SDP13-026	Homestead Terrace	☐	02/01/2016	Monthly	Cloudy	Yes	Adequate	Adequate	Adequate	Not Applicable	Not Applicable	Not Applicable	Yes		No	No	No	No				
SDP13-026	Homestead Terrace	☐	03/09/2016	Monthly	Cloudy	No	Adequate	Adequate	Adequate	Not Applicable	Not Applicable	Not Applicable	Yes		No	No	No	No				
SDP13-026	Homestead Terrace	☐	04/26/2016	Monthly	Clear	Yes	Needs Attention	Needs Attention	Needs Attention	Not Applicable	Not Applicable	Not Applicable	Yes	Install double containment for port-a-potties. Perform general housekeeping. Sweep all gutterpans. Remove stockpiled material from sidewalk curb and gutters. Install perimeter straw waddles per erosion control plan. Protect inlet along perimeter of the pr	Yes	No	No	No				
SDP13-026	Homestead Terrace	☐	05/09/2016	Follow-up	Cloudy	No	Adequate	Adequate	Adequate	Not Applicable	Not Applicable	Not Applicable	Yes		No	No	No	No			Yes	

Project No.	Project Name	SWPPP Project?	Date of Inspection	Inspection Type	Weather Cond.	Rainfall w/Runoff	Issues Observed During Inspection							Problem Description	Enforcement Level				Outcome	Inspection Notes	Closed 10 Days?	Closed 30 Days?
							Site Management	Sediment Control	Erosion Control	Runoff/Runon Control	Active Treatment	Non SW Discharge	Discharge pt free of illicit discharge?		Level 1	Level 2	Level 3	Level 4				
SDP13-027	1500 California	☑	10/27/2015	Pre-Rainy Seasor	Cloudy	No	Adequate	Needs Attention	Adequate	Adequate	Adequate	Adequate	Yes	Secure and add additional straw waddle along site perimeter of Bonanza Street. Protect drain inlet a	No	No	No	No				
SDP13-027	1500 California	☑	11/24/2015	Monthly	Clear	Yes	Adequate	Adequate	Adequate	Adequate	Not Applicable	Not Applicable	Yes		No	No	No	No				
SDP13-029	Alvernez SFR	☐	10/27/2015	Pre-Rainy Seasor	Cloudy	No	Needs Attention	Adequate	Needs Attention	Not Applicable	Not Applicable	Not Applicable	Yes	Construction entrance needs to be cleared of fine sand and replaced with rock. Inactive site areas need to be covered and secured.	Yes	No	No	No	Issue Resolved		Yes	
SDP13-029	Alvernez SFR	☐	11/04/2015	Follow-up	Clear	Yes	Refer to CW Coord	Refer to CW Coord	Refer to CW Coord.	Adequate	Not Applicable	Adequate	Yes	Construction entrance	Yes	No	No	No	Issue Resolved	Warning notice to re-establish construction entrance. Sweep the street, and monitor the site during rain events.	No	Yes
SDP13-029	Alvernez SFR	☐	11/12/2015	Monthly	Clear	No	Refer to CW Coord	Refer to CW Coord	Refer to CW Coord	Refer to CW Coord.	Not Applicable	Not Applicable	Yes	Warning notice on 11/4/15 not addressed, notice of violation (12/10/14) not addressed, administration citation (12/11/14) not paid.	No	Yes	No	No	Issue Resolved	Stop work order issued for observed problems. Owner paid citations, stop work order lifted.	Yes	
SDP13-029	Alvernez SFR	☐	11/16/2015	Follow-up	Clear	No	Adequate	Adequate	Adequate	Adequate	Adequate			Issues resolved.	No	No	No	No		Construction entrance issues resolved.		
SDP13-029	Alvernez SFR	☐	12/09/2015	Monthly	Cloudy	No	Adequate	Adequate	Adequate	Adequate	Adequate				No	No	No	No				
SDP13-029	Alvernez SFR	☐	01/07/2016	Monthly	Light Rain	Yes	Adequate	Adequate	Adequate	Adequate	Adequate	Adequate	Yes		No	No	No	No				
SDP13-029	Alvernez SFR	☐	02/29/2016	Monthly	Clear	Yes	Adequate	Adequate	Adequate	Adequate	Not Applicable	Not Applicable	Yes		No	No	No	No				
SDP13-029	Alvernez SFR	☐	03/31/2016	Monthly	Clear	Yes	Adequate	Adequate	Adequate	Adequate	Not Applicable	Adequate	Yes		No	No	No	No				
SDP13-029	Alvernez SFR	☐	04/28/2016	Monthly	Clear	No	Adequate	Adequate	Adequate	Adequate	Not Applicable	Not Applicable	Yes		No	No	No	No				
SDP13-031	Silver Trail Sub 9251 (Geary/Hall)	☑	10/26/2015	Pre-Rainy Seasor	Clear	No	Needs Attention	Needs Attention	Needs Attention	Not Applicable	Not Applicable	Not Applicable	Yes	Perform general housekeeping, pickup trash. Straw waddles need to be staked. Stockpiles that are not in use need to be covered and secured with waddles.	Yes	No	No	No	Issue Resolved	Problem resolved 10/30/15.	Yes	Yes
SDP13-031	Silver Trail Sub 9251 (Geary/Hall)	☑	10/30/2015	Follow-up	Clear	No	Adequate	Adequate	Adequate	Not Applicable	Not Applicable	Not Applicable	Yes		No	No	No	No				
SDP13-031	Silver Trail Sub 9251 (Geary/Hall)	☑	11/13/2015	Monthly	Clear	Yes	Adequate	Adequate	Adequate	Not Applicable	Not Applicable	Not Applicable	Yes		No	No	No	No				
SDP13-031	Silver Trail Sub 9251 (Geary/Hall)	☑	12/02/2015	Monthly	Clear	Yes	Adequate	Adequate	Adequate	Not Applicable	Not Applicable	Not Applicable	Yes		No	No	No	No				
SDP13-031	Silver Trail Sub 9251 (Geary/Hall)	☑	01/20/2016	Monthly	Clear	Yes	Adequate	Adequate	Adequate	Not Applicable	Not Applicable	Not Applicable	Yes		No	No	No	No				
SDP13-031	Silver Trail Sub 9251 (Geary/Hall)	☑	02/26/2016	Monthly	Clear	No	Needs Attention	Needs Attention	Adequate	Not Applicable	Not Applicable	Not Applicable	Yes	Maintenance of straw wattle and street sweeping required.	Yes	No	No	No	No Issue	Issued resolved 03/02/2016	Yes	Yes
SDP13-031	Silver Trail Sub 9251 (Geary/Hall)	☑	03/02/2016	Follow-up	Clear	No	Adequate	Adequate	Adequate	Not Applicable	Not Applicable	Not Applicable	Yes		No	No	No	No				
SDP13-031	Silver Trail Sub 9251 (Geary/Hall)	☑	04/20/2016	Monthly	Clear	No	Adequate	Adequate	Adequate	Not Applicable	Not Applicable	Not Applicable	Yes	Project Complete	No	No	No	No				
SDP13-032	Broadway Plaza	☑	10/27/2015	Pre-Rainy Seasor	Cloudy	No	Needs Attention	Needs Attention	Needs Attention	Not Applicable	Not Applicable	Not Applicable	Yes	Add straw waddle along perimeter of S. Broadway and properly install. Construction entrances along Newell need to be rock lined per plan. Street sweep sidewalks and driveways, in additional to Broadway Plaza. Protect all existing and proposed inlets.	Yes	No	No	No				
SDP13-032	Broadway Plaza	☑	10/30/2015	Follow-up	Clear	No	Refer to CW Coord.	Needs Attention	Needs Attention	Needs Attention	Not Applicable	Not Applicable	Yes	Any potention access points (gates in fence) to construction site along S. Broadway need an approved construction entrance. Construction entrance off of Newell is not rock lined. Housekeeping and sweeping of all on-site and adjacent off-site roads. Have e	Yes	No	No	No	Issue Resolved	Meeting and walk through with Carlton, Terry, Louie, Bob, Curtis (QSP). Warning notice issued.	Yes	Yes
SDP13-032	Broadway Plaza	☑	11/13/2015	Monthly	Cloudy	No	Adequate	Adequate	Adequate	Adequate	Not Applicable	Not Applicable	Yes		No	No	No	No				
SDP13-032	Broadway Plaza	☑	12/18/2015	Monthly	Cloudy	Yes	Adequate	Adequate	Adequate	Adequate	Not Applicable	Not Applicable	Yes		No	No	No	No				
SDP13-032	Broadway Plaza	☑	01/15/2016	Monthly	Cloudy	Yes	Adequate	Adequate	Adequate	Adequate	Not Applicable	Not Applicable	Yes		No	No	No	No				
SDP13-032	Broadway Plaza	☑	02/19/2016	Monthly	Cloudy	Yes	Adequate	Adequate	Adequate	Adequate	Not Applicable	Not Applicable	Yes		No	No	No	No				
SDP13-032	Broadway Plaza	☑	03/19/2016	Monthly	Cloudy	Yes	Adequate	Adequate	Adequate	Adequate	Not Applicable	Not Applicable	Yes		No	No	No	No				
SDP13-032	Broadway Plaza	☑	04/12/2016	Monthly	Cloudy	Yes	Needs Attention	Adequate	Needs Attention	Adequate	Not Applicable	Not Applicable	Yes	Construction entrance is not adequate.	Yes	No	No	No	Issue Resolved	Verbal warning to re-establish construction entrance following the demoliton of on site building.	Yes	
SDP13-032	Broadway Plaza	☑	04/13/2016	Follow-up	Cloudy	No	Adequate	Adequate	Adequate	Adequate	Not Applicable	Not Applicable	Yes		No	No	No	No		Construction entrance issues resolved.		

Project No.	Project Name	SWPPP Project?	Date of Inspection	Inspection Type	Weather Cond.	Rainfall w/Runoff	Issues Observed During Inspection							Problem Description	Enforcement Level				Outcome	Inspection Notes	Closed 10 Days?	Closed 30 Days?
							Site Management	Sediment Control	Erosion Control	Runoff/Runon Control	Active Treatment	Non SW Discharge	Discharge pt free of illicit discharge?		Level 1	Level 2	Level 3	Level 4				
SDP13-032	Broadway Plaza	☑	05/17/2016	Monthly	Clear	Yes	Needs Attention	Adequate	Adequate	Adequate	Not Applicable	Not Applicable	Yes	Sediment trap on two inlets and french drain at Macy's loading area needs to be cleaned out.	Yes	No	No	No				
SDP13-032	Broadway Plaza	☑	05/19/2016	Follow-up	Cloudy	No	Adequate	Adequate	Adequate	Adequate	Not Applicable	Not Applicable	Yes		No	No	No	No		Issues Resolved.		
SDP13-032	Broadway Plaza	☑	06/24/2016	Monthly	Clear	No	Adequate	Adequate	Adequate	Adequate	Not Applicable	Not Applicable	Yes		No	No	No	No				
SDP14-003	Frontage Improvements	☐	10/26/2015	Pre-Rainy Season	Clear	Yes	Adequate	Adequate	Adequate	Not Applicable	Not Applicable	Not Applicable	Yes		No	No	No	No				
SDP14-003	Frontage Improvements	☐	01/08/2016	Monthly	Cloudy	Yes	Adequate	Needs Attention	Adequate	Adequate	Not Applicable	Adequate	Yes	Stockpile needs to be covered and straw waddle front limits of work.	No	No	No	No				
SDP14-003	Frontage Improvements	☐	02/29/2016	Monthly	Clear	Yes	Adequate	Adequate	Adequate	Needs Attention	Not Applicable	Not Applicable	Yes		No	No	No	No				
SDP14-003	Frontage Improvements	☐	03/31/2016	Monthly	Cloudy	Yes	Adequate	Adequate	Adequate	Adequate	Not Applicable	Adequate	Yes		No	No	No	No				
SDP14-003	Frontage Improvements	☐	04/28/2016	Monthly	Clear	No	Adequate	Adequate	Adequate	Adequate	Not Applicable	Not Applicable	Yes		No	No	No	No		Work substantially complete.		
SDP14-005	Kumarasamy SFR	☐	10/27/2015	Pre-Rainy Season	Cloudy	No	Refer to CW Coord.	Refer to CW Coord.	Refer to CW Coord.	Not Applicable	Not Applicable	Not Applicable	Yes	No erosion control in place. Reporting to Clean Water Coordinator.	No	Yes	No	No	Issue Resolved	Stop Work order issued 10/27/15.	Yes	
SDP14-005	Kumarasamy SFR	☐	10/28/2015	Follow-up	Cloudy	No	Needs Attention	Needs Attention	Needs Attention	Needs Attention	Not Applicable	Not Applicable	Yes	Construction entrance needs to be rock lined. Street needs to be swept immediately following deliveries. Install straw waddle and silt fence along Rudgear Drive properly. Add additional pvc pipe to outfall pipe to avoid ponding and flooding into street. A	Yes	No	No	No	Issue Resolved	Order to work issued 10/28/15 following follow up inspection. Verbal warning given regarding oberserved problems.	Yes	
SDP14-005	Kumarasamy SFR	☐	11/24/2015	Monthly	Cloudy	Yes	Refer to CW Coord.	Adequate	Adequate	Refer to CW Coord.	Not Applicable	Not Applicable	Yes	Concrete being washed out onto street	No	Yes	No	No	Issue Resolved	Notice of Violation for not having a bin to wash out concrete and avoid it from running onto the street.	Yes	
SDP14-005	Kumarasamy SFR	☐	11/25/2015	Follow-up	Clear	No	Adequate	Adequate	Adequate	Adequate	Not Applicable	Not Applicable	Yes		No	No	No	No		Issues resolved.		
SDP14-005	Kumarasamy SFR	☐	12/22/2015	Monthly	Cloudy	Yes	Adequate	Adequate	Adequate	Adequate	Adequate	Adequate	Yes		No	No	No	No				
SDP14-005	Kumarasamy SFR	☐	01/07/2016	Monthly	Light Rain	Yes	Adequate	Adequate	Adequate	Adequate	Adequate	Adequate	Yes		No	No	No	No				
SDP14-005	Kumarasamy SFR	☐	02/29/2016	Monthly	Clear	Yes	Adequate	Adequate	Adequate	Adequate	Not Applicable	Not Applicable	Yes		No	No	No	No	Fixed Immediately		Yes	
SDP14-005	Kumarasamy SFR	☐	03/31/2016	Monthly	Clear	Yes	Needs Attention	Adequate	Adequate	Adequate	Not Applicable	Adequate	Yes	Trash needs to be picked up.	Yes	No	No	No				
SDP14-005	Kumarasamy SFR	☐	04/01/2016	Follow-up	Clear	No	Adequate	Adequate	Adequate	Adequate	Not Applicable	Not Applicable	Yes		No	No	No	No		Issues resolved.		
SDP14-005	Kumarasamy SFR	☐	04/06/2016	Monthly	Clear	Yes	Needs Attention	Needs Attention	Needs Attention	Needs Attention	Not Applicable	Adequate	Yes	Straw waddles along frontage needs replacing. Trash needs to be picked up or covered.	Yes	No	No	No	Issue Resolved	Verbal warning.	Yes	
SDP14-005	Kumarasamy SFR	☐	04/08/2016	Follow-up	Clear	No	Adequate	Adequate	Adequate	Adequate	Not Applicable	Not Applicable	Yes		No	No	No	No		Issues resolved.		
SDP14-005	Kumarasamy SFR	☐	04/28/2016	Monthly	Clear	No	Needs Attention	Needs Attention	Needs Attention	Adequate	Not Applicable	Not Applicable	Yes	Fiber rolls at frontage need to be replaced.	Yes	No	No	No	Issue Resolved		Yes	
SDP14-005	Kumarasamy SFR	☐	05/02/2016	Follow-up	Clear	No	Adequate	Adequate	Adequate	Adequate	Not Applicable	Not Applicable	Yes		No	No	No	No		Issues resolved.		
SDP14-021	Safeway Orchards	☑	10/27/2015	Pre-Rainy Season	Clear	No	Needs Attention	Needs Attention	Needs Attention	Not Applicable	Not Applicable	Not Applicable	Yes	Tracking materials onto street at construction entrance. Grout bags need to be picked up throughout site. Gutters and street need need to be swept. Waddles are not installed along perimeter. Inlet located on Sharelands Dr is not protected. Stockpiles need	No	No	No	No				
SDP14-021	Safeway Orchards	☑	11/05/2015	Follow-up	Clear	Yes	Adequate	Adequate	Adequate	Not Applicable	Not Applicable	Not Applicable	Yes		No	No	No	No				
SDP14-021	Safeway Orchards	☑	11/13/2015	Monthly	Clear	Yes	Adequate	Adequate	Adequate	Not Applicable	Not Applicable	Not Applicable	Yes		No	No	No	No				
SDP14-021	Safeway Orchards	☑	12/02/2015	Monthly	Clear	Yes	Adequate	Adequate	Adequate	Not Applicable	Not Applicable	Not Applicable	Yes		No	No	No	No				
SDP14-021	Safeway Orchards	☑	01/20/2016	Monthly	Clear	Yes	Adequate	Needs Attention	Adequate	Not Applicable	Not Applicable	Not Applicable	Yes		No	No	No	No				
SDP14-021	Safeway Orchards	☑	01/25/2016	Follow-up	Clear	No	Adequate	Adequate	Adequate	Not Applicable	Not Applicable	Not Applicable	Yes		No	No	No	No				
SDP14-021	Safeway Orchards	☑	02/26/2016	Monthly	Clear	No	Adequate	Adequate	Adequate	Not Applicable	Not Applicable	Not Applicable	Yes		No	No	No	No				
SDP14-021	Safeway Orchards	☑	03/16/2016	Monthly	Clear	No	Adequate	Adequate	Adequate	Not Applicable	Not Applicable	Not Applicable	Yes		No	No	No	No				
SDP14-021	Safeway Orchards	☑	04/20/2016	Monthly	Clear	No	Adequate	Adequate	Adequate	Not Applicable	Not Applicable	Not Applicable	Yes		No	No	No	No				

Project No.	Project Name	SWPPP Project?	Date of Inspection	Inspection Type	Weather Cond.	Rainfall w/Runoff	Issues Observed During Inspection							Problem Description	Enforcement Level				Outcome	Inspection Notes	Closed 10 Days?	Closed 30 Days?
							Site Management	Sediment Control	Erosion Control	Runoff/Runon Control	Active Treatment	Non SW Discharge	Discharge pt free of illicit discharge?		Level 1	Level 2	Level 3	Level 4				
SDP14-021	Safeway Orchards	☑	05/31/2016	Monthly	Clear	No	Needs Attention	Not Applicable	Not Applicable	Not Applicable	Not Applicable	Not Applicable	Yes	Street sweeping along required at Shadelands and Via Monte	Yes	No	No	No	Issue Resolved	Resolved 06/08/2016	Yes	Yes
SDP14-021	Safeway Orchards	☑	06/08/2016	Follow-up	Clear	No	Adequate	Adequate	Not Applicable	Not Applicable	Not Applicable	Not Applicable	Yes		No	No	No	No				
SDP14-021	Safeway Orchards	☑	06/30/2016	Monthly	Clear	No	Adequate	Adequate	Adequate	Not Applicable	Not Applicable	Not Applicable	Yes		No	No	No	No				
SDP14-028	67 Amberwood	☑	10/27/2015	Pre-Rainy Season	Cloudy	No	Needs Attention	Needs Attention	Not Applicable	Not Applicable	Not Applicable	Not Applicable	Yes	1. Straw wattles need to overlap and staked 2. Requires a double containment for port-a-potty and relocated further from basin 3. Require better stabliized construction entrance. 4. Proper existing inlet protection 5. Need to acquire code for lock to	No	No	No	No				
SDP14-028	67 Amberwood	☑	10/30/2015	Follow-up	Clear	No	Adequate	Adequate	Adequate	Not Applicable	Not Applicable	Not Applicable	Yes		No	No	No	No				
SDP14-028	67 Amberwood	☑	11/13/2015	Monthly	Clear	Yes	Adequate	Adequate	Adequate	Not Applicable	Not Applicable	Not Applicable	Yes		No	No	No	No				
SDP14-028	67 Amberwood	☑	12/02/2015	Monthly	Clear	Yes	Adequate	Adequate	Adequate	Not Applicable	Not Applicable	Not Applicable	Yes		No	No	No	No				
SDP14-028	67 Amberwood	☑	01/20/2016	Monthly	Clear	No	Adequate	Adequate	Adequate	Not Applicable	Not Applicable	Not Applicable	Yes	Project is complete	No	No	No	No				
SDP14-032	MS 801-12	☐	10/22/2015	Pre-Rainy Season	Clear	No	Adequate	Needs Attention	Needs Attention	Not Applicable	Not Applicable	Not Applicable	Yes	Perimeter straw waddles need to be secured with stakes or weighted bags. Silt fencing needs to be installed properly. Protect and cover spoils pile. Relocate toilet facility away from storm drain inlet. Provide double containment and secure toilet facil	Yes	No	No	No	Issue Resolved	Problems resolved 10/27/15	Yes	Yes
SDP14-032	MS 801-12	☐	10/27/2015	Follow-up	Cloudy	No	Adequate	Adequate	Adequate	Not Applicable	Not Applicable	Not Applicable	Yes		No	No	No	No			Yes	
SDP14-032	MS 801-12	☐	11/24/2015	Monthly	Clear	Yes	Adequate	Adequate	Adequate	Not Applicable	Not Applicable	Not Applicable	Yes		No	No	No	No				
SDP14-032	MS 801-12	☐	12/10/2015	Monthly	Cloudy	No	Adequate	Adequate	Adequate	Not Applicable	Not Applicable	Not Applicable	Yes		No	No	No	No				
SDP14-032	MS 801-12	☐	01/07/2016	Monthly	Cloudy	Yes	Adequate	Needs Attention	Needs Attention	Not Applicable	Not Applicable	Not Applicable	Yes	Contractor to continue install and stake waddles along north and west sides of the site. Cover and secure waddles.	No	No	No	No	Fixed Immediately		Yes	Yes
SDP14-032	MS 801-12	☐	01/08/2016	Follow-up	Cloudy	No	Needs Attention	Needs Attention	Needs Attention	Not Applicable	Not Applicable	Not Applicable	Yes		No	No	No	No	Fixed Immediately		Yes	Yes
SDP14-032	MS 801-12	☐	02/01/2016	Monthly	Cloudy	Yes	Adequate	Needs Attention	Needs Attention	Not Applicable	Not Applicable	Not Applicable	Yes	Fix fallen silt fence, cover up the entire stockpile.	Yes	No	No	No				
SDP14-032	MS 801-12	☐	02/09/2016	Follow-up	Cloudy	No	Needs Attention	Needs Attention	Needs Attention	Not Applicable	Not Applicable	Not Applicable	Yes		No	No	No	No	Fixed Immediately		Yes	Yes
SDP14-032	MS 801-12	☐	03/09/2016	Monthly	Cloudy	No	Needs Attention	Needs Attention	Needs Attention	Not Applicable	Not Applicable	Not Applicable	Yes		No	No	No	No				
SDP14-032	MS 801-12	☐	04/26/2016	Monthly	Clear	Yes	Needs Attention	Needs Attention	Needs Attention	Not Applicable	Not Applicable	Not Applicable	Yes	Fix broken/fallen wood fence. Repair holes in drain inlet fabric at the drain inlet on Lynnvale Ln. Install filter fabric in storm drain inlet on site. Install perimeter straw waddles per erosion control plan. Cover all stockpiles.	Yes	No	No	No				
SDP14-032	MS 801-12	☐	05/09/2016	Follow-up	Clear	No	Needs Attention	Needs Attention	Needs Attention	Not Applicable	Not Applicable	Not Applicable	Yes		No	No	No	No			Yes	
SDP14-038	Encina Grande	☑	10/28/2015	Pre-Rainy Season	Clear	Yes	Needs Attention	Adequate	Needs Attention	Not Applicable	Not Applicable	Not Applicable	Yes	1. Straw wattle to be placed on perimeter of stock pile. 2. Cover stock pile 3. Removed cement and asphalt to be hauled-off or protected and tarp.	No	No	No	No				
SDP14-038	Encina Grande	☑	10/30/2015	Follow-up	Clear	No	Adequate	Adequate	Adequate	Not Applicable	Not Applicable	Not Applicable	Yes		No	No	No	No				
SDP14-038	Encina Grande	☑	11/13/2015	Monthly	Clear	Yes	Adequate	Adequate	Adequate	Not Applicable	Not Applicable	Not Applicable	Yes		No	No	No	No				
SDP14-038	Encina Grande	☑	12/02/2015	Monthly	Clear	Yes	Adequate	Adequate	Adequate	Not Applicable	Not Applicable	Not Applicable	Yes		No	No	No	No				
SDP14-038	Encina Grande	☑	01/20/2016	Monthly	Clear	Yes	Adequate	Adequate	Adequate	Not Applicable	Not Applicable	Not Applicable	Yes		No	No	No	No				
SDP14-038	Encina Grande	☑	02/26/2016	Monthly	Clear	No	Needs Attention	Needs Attention	Adequate	Not Applicable	Not Applicable	Not Applicable	Yes	Clean inlet protection on YVR and maintain construction entrance	Yes	No	No	No	No Issue	Issue resolved 03/02/2016	Yes	Yes
SDP14-038	Encina Grande	☑	03/02/2016	Follow-up	Clear	No	Adequate	Adequate	Adequate	Not Applicable	Not Applicable	Not Applicable	Yes		No	No	No	No				
SDP14-038	Encina Grande	☑	03/16/2016	Monthly	Clear	No	Adequate	Adequate	Adequate	Not Applicable	Not Applicable	Not Applicable	Yes		No	No	No	No				

Project No.	Project Name	SWPPP Project?	Date of Inspection	Inspection Type	Weather Cond.	Rainfall w/Runoff	Issues Observed During Inspection							Problem Description	Enforcement Level				Outcome	Inspection Notes	Closed 10 Days?	Closed 30 Days?
							Site Management	Sediment Control	Erosion Control	Runoff/Runon Control	Active Treatment	Non SW Discharge	Discharge pt free of illicit discharge?		Level 1	Level 2	Level 3	Level 4				
SDP14-038	Encina Grande	☑	04/20/2016	Monthly	Clear	No	Adequate	Adequate	Adequate	Not Applicable	Not Applicable	Not Applicable	Yes		No	No	No	No				
SDP14-038	Encina Grande	☑	05/26/2016	Follow-up	Clear	No	Adequate	Not Applicable	Not Applicable	Not Applicable	Not Applicable	Not Applicable	Yes	.	No	No	No	No				
SDP14-038	Encina Grande	☑	05/31/2016	Monthly	Clear	No	Needs Attention	Not Applicable	Not Applicable	Not Applicable	Not Applicable	Not Applicable	Yes	Better maintenance of dirt tracking on site.	Yes	No	No	No		Resolved 05/31/2016	Yes	Yes
SDP14-038	Encina Grande	☑	06/30/2016	Monthly	Clear	No	Adequate	Adequate	Adequate	Not Applicable	Not Applicable	Not Applicable	Yes		No	No	No	No				
SDP15-003	Orminston Condos	☐	10/27/2015	Pre-Rainy Season	Cloudy	No	Adequate	Needs Attention	Adequate	Not Applicable	Not Applicable	Not Applicable	Yes	Straw waddle along back of walk of San Miguel requires additional stakes to secure in place.	No	No	No	No				
SDP15-003	Orminston Condos	☐	11/24/2015	Monthly	Cloudy	Yes	Needs Attention	Needs Attention	Adequate	Adequate	Not Applicable	Not Applicable	Yes	Stockpiles need to be covered	No	No	No	No		Jeremy was notified to let contractor know to cover stock piles		
SDP15-003	Orminston Condos	☐	12/22/2015	Monthly	Cloudy	Yes	Adequate	Adequate	Adequate	Adequate	Not Applicable	Adequate	Yes		No	No	No	No				
SDP15-003	Orminston Condos	☐	01/06/2016	Monthly	Light Rain	Yes	Adequate	Adequate	Adequate	Adequate	Not Applicable	Adequate	Yes		No	No	No	No				
SDP15-003	Orminston Condos	☐	02/29/2016	Monthly	Clear	Yes	Needs Attention	Adequate	Needs Attention	Adequate	Not Applicable	Not Applicable	Yes	Trash piles need to be picked up and/or covered. Straw waddles need to replaced and double containment needs to be in place on the portable restrooms.	Yes	No	No	No	Issue Resolved		Yes	
SDP15-003	Orminston Condos	☐	03/01/2016	Follow-up	Cloudy	No	Adequate	Adequate	Adequate	Adequate	Not Applicable	Not Applicable	Yes		No	No	No	No		Issues Resolved.		
SDP15-003	Orminston Condos	☐	03/31/2016	Monthly	Cloudy	Yes	Adequate	Adequate	Adequate	Adequate	Not Applicable	Adequate	Yes		No	No	No	No				
SDP15-003	Orminston Condos	☐	04/06/2016	Monthly	Clear	Yes	Needs Attention	Adequate	Adequate	Adequate	Not Applicable	Adequate	Yes	Trash needs to be picked up or covered.	Yes	No	No	No				
SDP15-003	Orminston Condos	☐	04/08/2016	Follow-up	Cloudy	No	Adequate	Adequate	Adequate	Adequate	Not Applicable	Not Applicable	Yes		No	No	No	No		Issues regarding trash resolved.		
SDP15-003	Orminston Condos	☐	04/28/2016	Monthly	Clear	No	Adequate	Adequate	Adequate	Adequate	Not Applicable	Not Applicable	Yes		No	No	No	No				
SDP15-004	The Landings	☐	10/27/2015	Pre-Rainy Season	Cloudy	No	Needs Attention	Needs Attention	Not Applicable	Not Applicable	Not Applicable	Not Applicable	Yes	1. Straw wattles on-site but not in-place. Erosion control in progress 2. Clean out existing inlet protection 3. Provide clearance from top of soil to straw wattles.	Yes	No	No	No	No Issue		Yes	Yes
SDP15-004	The Landings	☐	11/18/2015	Monthly	Cloudy	No	Adequate	Adequate	Adequate	Adequate	Adequate	Adequate	Yes		No	No	No	No				
SDP15-004	The Landings	☐	12/18/2015	Monthly	Cloudy	No	Adequate	Adequate	Adequate	Adequate	Adequate	Adequate	Yes		No	No	No	No				
SDP15-004	The Landings	☐	01/15/2016	Monthly	Cloudy	No	Adequate	Adequate	Adequate	Adequate	Adequate	Not Applicable	Yes		No	No	No	No				
SDP15-004	The Landings	☐	02/29/2016	Monthly	Clear	Yes	Adequate	Adequate	Adequate	Adequate	Adequate	Adequate	Yes		No	No	No	No				
SDP15-004	The Landings	☐	03/31/2016	Monthly	Clear	Yes	Adequate	Adequate	Adequate	Adequate	Adequate	Adequate	Yes		No	No	No	No				
SDP15-004	The Landings	☐	04/28/2016	Monthly	Clear	No	Adequate	Adequate	Adequate	Adequate	Not Applicable	Not Applicable	Yes		No	No	No	No				
SDP15-004	The Landings	☐	05/30/2016	Monthly	Clear	Yes	Adequate	Adequate	Adequate	Adequate	Not Applicable	Not Applicable	Yes		No	No	No	No				
SDP15-004	The Landings	☐	06/24/2016	Monthly	Clear	No	Adequate	Adequate	Adequate	Adequate	Not Applicable	Not Applicable	Yes		No	No	No	No				
SDP15-012	5 Lots Camino Verde Cir	☐	01/07/2016	Monthly	Clear	Yes	Adequate	Adequate	Adequate	Adequate	Not Applicable	Not Applicable	Yes		No	No	No	No				
SDP15-012	5 Lots Camino Verde Cir	☐	02/29/2016	Monthly	Clear	Yes	Needs Attention	Adequate	Adequate	Adequate	Not Applicable	Not Applicable	Yes	Double containment on portable restrooms, stockpiles need to be covered, inlet protection needs to be replaced.	Yes	No	No	No		Verbal warning to fix by 3/3/16		
SDP15-012	5 Lots Camino Verde Cir	☐	03/31/2016	Monthly	Clear	Yes	Adequate	Adequate	Adequate	Adequate	Not Applicable	Adequate	Yes		No	No	No	No				
SDP15-012	5 Lots Camino Verde Cir	☐	04/28/2016	Monthly	Clear	No	Adequate	Adequate	Adequate	Adequate	Not Applicable	Not Applicable	Yes		No	No	No	No				
SDP15-015	SFR Fire Rebuild	☐	10/27/2015	Pre-Rainy Season	Cloudy	No	Needs Attention	Needs Attention	Not Applicable	Not Applicable	Not Applicable	Not Applicable	Yes	Contractor needs to install a construction entrance, double containment for port-a-potty. The current concrete washout needs to be emptied out or install a larger concrete washout area. Install straw waddles per erosion control plans, stake down waddles a	Yes	No	No	No	Issue Resolved	Problem Resolved 11/02/15	Yes	Yes
SDP15-015	SFR Fire Rebuild	☐	11/02/2015	Follow-up	Cloudy	No	Adequate	Adequate	Adequate	Adequate	Not Applicable	Not Applicable	Yes		No	No	No	No		Issues resolved.		
SDP15-015	SFR Fire Rebuild	☐	12/11/2015	Monthly	Cloudy	No	Adequate	Adequate	Adequate	Adequate	Not Applicable	Not Applicable	Yes		No	No	No	No				

Project No.	Project Name	SWPPP Project?	Date of Inspection	Inspection Type	Weather Cond.	Rainfall w/Runoff	Issues Observed During Inspection							Problem Description	Enforcement Level				Outcome	Inspection Notes	Closed 10 Days?	Closed 30 Days?
							Site Management	Sediment Control	Erosion Control	Runoff/Runon Control	Active Treatment	Non SW Discharge	Discharge pt free of illicit discharge?		Level 1	Level 2	Level 3	Level 4				
SDP15-015	SFR Fire Rebuild	☐	01/07/2016	Monthly	Cloudy	Yes	Adequate	Adequate	Adequate	Adequate	Not Applicable	Adequate	Yes		No	No	No	No				
SDP15-015	SFR Fire Rebuild	☐	02/29/2016	Monthly	Clear	Yes	Adequate	Adequate	Adequate	Adequate	Not Applicable	Not Applicable	Yes		No	No	No	No				
SDP15-015	SFR Fire Rebuild	☐	03/31/2016	Monthly	Cloudy	Yes	Adequate	Adequate	Adequate	Adequate	Not Applicable	Adequate	Yes		No	No	No	No				
SDP15-015	SFR Fire Rebuild	☐	04/28/2016	Monthly	Clear	No	Adequate	Not Applicable	Not Applicable	Not Applicable	Not Applicable	Not Applicable	Yes		No	No	No	No		Work substantially complete.		
SDP15-017	Overlook Condos	☐	10/27/2015	Pre-Rainy Season	Cloudy	No	Needs Attention	Adequate	Adequate	Not Applicable	Not Applicable	Not Applicable	Yes	1. Double containment for port-a-potty 2. Existing inlet protection needed	Yes	No	No	No	Issue Resolved		Yes	
SDP15-017	Overlook Condos	☐	11/02/2015	Follow-up	Cloudy	No	Adequate	Adequate	Adequate	Adequate	Not Applicable	Not Applicable	Yes		No	No	No	No		Issues resolved.		
SDP15-017	Overlook Condos	☐	11/11/2015	Monthly	Cloudy	No	Adequate	Adequate	Adequate	Adequate	Not Applicable	Not Applicable	Yes		No	No	No	No				
SDP15-017	Overlook Condos	☐	12/11/2015	Monthly	Cloudy	Yes	Adequate	Adequate	Adequate	Adequate	Not Applicable	Not Applicable	Yes		No	No	No	No				
SDP15-017	Overlook Condos	☐	01/06/2016	Monthly	Cloudy	Yes	Needs Attention	Needs Attention	Needs Attention	Refer to CW Coord.	Not Applicable	Needs Attention	No	Mud running offsite into streets, gutters, and catch basins. Construction entrance not adequate. Fiber rolls, silt fences, and inlet protection all need attention.	No	Yes	No	No	Issue Resolved	Notice of violation issued. Must fix by Friday, 1/8/16.	No	Yes
SDP15-017	Overlook Condos	☐	01/08/2016	Follow-up	Cloudy	Yes	Refer to CW Coord.	Needs Attention	Needs Attention	Needs Attention	Not Applicable	Needs Attention	No	Problems not addressed.	No	Yes	No	No	Issue Resolved	Stop work order issued until erosion control measures are taken.	Yes	
SDP15-017	Overlook Condos	☐	01/14/2016	Follow-up	Cloudy	No	Adequate	Adequate	Adequate	Adequate	Not Applicable	Not Applicable	Yes		No	No	No	No		Issues resolved. Order to work issued.		
SDP15-017	Overlook Condos	☐	02/02/2016	Monthly	Cloudy	Yes	Refer to CW Coord.	Refer to CW Coord.	Refer to CW Coord.	Refer to CW Coord.	Not Applicable	Refer to CW Coord.	No	Contractor performing dewatering activities that discharged water onto the adjacent property. The water that was being discharged was also observed to be flowing int othe public right-of-way and into the stormwater drainage system.	No	Yes	No	No	Issue Resolved	Stop Work order issued. Follow up scheduled for Feb. 5.	Yes	
SDP15-017	Overlook Condos	☐	02/05/2016	Follow-up	Cloudy	No	Adequate	Adequate	Adequate	Adequate	Not Applicable	Not Applicable	Yes		No	No	No	No		Issues resolved.		
SDP15-017	Overlook Condos	☐	02/29/2016	Monthly	Clear	Yes	Adequate	Adequate	Adequate	Adequate	Not Applicable	Not Applicable	Yes		No	No	No	No				
SDP15-017	Overlook Condos	☐	03/31/2016	Monthly	Clear	Yes	Adequate	Adequate	Adequate	Adequate	Not Applicable	Adequate	Yes		No	No	No	No				
SDP15-017	Overlook Condos	☐	04/28/2016	Monthly	Clear	No	Adequate	Adequate	Adequate	Adequate	Not Applicable	Not Applicable	Yes		No	No	No	No				
SDP15-021	Taye SFR	☐	03/01/2016	Monthly	Cloudy	No	Needs Attention	Needs Attention	Needs Attention	Not Applicable	Not Applicable	Not Applicable	Yes	Erosion Control not implemented on site	Yes	No	No	No		Issues resolved 03/03/2016	Yes	Yes
SDP15-021	Taye SFR	☐	03/03/2016	Follow-up	Cloudy	No	Adequate	Adequate	Adequate	Not Applicable	Not Applicable	Not Applicable	Yes		No	No	No	No				
SDP15-021	Taye SFR	☐	04/20/2016	Monthly	Clear	Yes	Adequate	Adequate	Adequate	Not Applicable	Not Applicable	Not Applicable	Yes		No	No	No	No				
SDP15-022	The Riviera Condos	☐	04/26/2016	Monthly	Clear	No	Needs Attention	Adequate	Needs Attention	Adequate	Not Applicable	Not Applicable	Yes	Contractor to maintain construction entrance, needs to bring in more rock. Install perimeter straw waddles per erosion control plan	No	No	No	No	Fixed Immediately		Yes	Yes
SDP15-022	The Riviera Condos	☐	04/27/2016	Follow-up	Cloudy	No	Adequate	Adequate	Adequate	Not Applicable	Not Applicable	Not Applicable	Yes		No	No	No	No				
SDP15-024	The Oaks Apartment	☐	04/26/2016	Monthly	Clear	No	Adequate	Adequate	Adequate	Not Applicable	Not Applicable	Not Applicable	Yes		No	No	No	No				
SDP15-038	Indoor Sports Complex	☐	10/27/2015	Pre-Rainy Season	Cloudy	No	Needs Attention	Needs Attention	Needs Attention	Not Applicable	Not Applicable	Not Applicable	Yes	1. Require tarp material on site 2. Double containment for port-a-potty 3. Haul off removed concrete and asphalt or tarp 4. Stabllized construction entrance not installed 5. Straw wattle need to cover whole perimeter of improvement 6. Provide exis	Yes	No	No	No	No Issue		Yes	Yes
SDP15-038	Indoor Sports Complex	☐	10/30/2015	Follow-up	Clear	No	Adequate	Adequate	Adequate	Not Applicable	Not Applicable	Not Applicable	Yes		No	No	No	No				
SDP15-038	Indoor Sports Complex	☐	11/13/2015	Monthly	Clear	Yes	Adequate	Adequate	Adequate	Not Applicable	Not Applicable	Not Applicable	Yes		No	No	No	No				
SDP15-038	Indoor Sports Complex	☐	12/02/2015	Monthly	Clear	Yes	Adequate	Adequate	Adequate	Not Applicable	Not Applicable	Not Applicable	Yes		No	No	No	No				
SDP15-038	Indoor Sports Complex	☐	01/20/2016	Monthly	Clear	Yes	Adequate	Adequate	Adequate	Not Applicable	Not Applicable	Not Applicable	Yes	On-site work complete.	No	No	No	No				
SDP16-007	The Trellis	☑	05/25/2016	Monthly	Clear	No	Adequate	Adequate	Not Applicable	Not Applicable	Not Applicable	Not Applicable	Yes		No	No	No	No		Pre-construction inspection. The project has not began demolition work. Erosion control materials are on site in preparation for construction work.		

Project No.	Project Name	SWPPP Project?	Date of Inspection	Inspection Type	Weather Cond.	Rainfall w/Runoff	Issues Observed During Inspection							Problem Description	Enforcement Level				Outcome	Inspection Notes	Closed 10 Days?	Closed 30 Days?
							Site Management	Sediment Control	Erosion Control	Runoff/Runon Control	Active Treatment	Non SW Discharge	Discharge pt free of illicit discharge?		Level 1	Level 2	Level 3	Level 4				

INSPECTION SUMMARY

Inspections of High Priority Projects

Pre-Rainy Inspections	21
Monthly Inspections	129
Follow-up Inspections	46
Call Out Inspections	0
Final Inspections	1
Total Inspections	**197**

Stormwater Violations Observed During Inspections

Site Management	52
Sediment Control	43
Erosion Control	39
Run-off/Run-on Control	11
Active Treatment Systems	0
Non Stormwater Discharge	5
Discharge Points Free of Illicit Discharge	5
Total Stormwater Violations Observed	**155**

Enforcement Actions

Level 1	37
Level 2	8
Level 3	0
Level 4	0
Total Enforcement Actions	**45**

Bringing Back the Natives Garden Tour

1718 Hillcrest Road
San Pablo CA 94806
(510) 236-9558

mailto:Kathy@KathyKramerConsulting.net

http://www.BringingBackTheNatives.net

2016 Final Report

A nine-year study of water use, green waste generation, maintenance hours, and maintenance labor costs between a traditional garden and a California native plant garden was conducted by the City of Santa Monica between 2004 and 2013. The results of this study showed that the native garden used 83% less water; generated 56% less green waste, and required 68% less maintenance hours than the traditional garden.

from City of Santa Monica garden/garden

Why a Native Plant Garden Tour?

The spring, 2016, Bringing Back the Natives Garden Tour was held in order to showcase pesticide-free, water-conserving gardens that provide habitat for wildlife, reduce solid waste, and contain 60% or more native plants.

The tour enlists local residents to demonstrate by example that seasoned and novice gardeners can garden with good results without the use of synthetic chemicals, and with minimal supplemental water, while providing food, shelter, and nesting areas for wildlife. The gardens on this tour show that it is possible to implement sustainable garden practices and still have beautiful places for people to relax in and enjoy. The goals of the Bringing Back the Natives Garden Tour are to motivate attendees to eliminate pesticide use, reduce water use, generate less solid waste, and provide habitat for wildlife in their own gardens.

Why California natives? Once established in the garden setting, California native plants need little or no summer water, as they survive naturally with only fall-to-spring rainfall. In addition to being water-conserving, California natives are hardy, and they do not require the use of pesticides and fertilizers, as many non-natives do. Native plants need less pruning than many non-natives, such as lawn, ivy, or cotoneaster, thus generating less green waste. As this terrific article demonstrates, native plants also provide the best habitat for birds, butterflies, beneficial insects, and other forms of wildlife.

A nine-year study of water use, green waste generation, maintenance hours, and maintenance labor costs between a traditional garden and a California native plant garden was conducted by the City of Santa Monica between 2004 and 2013.

The results of this study showed that the native garden uses 83% less water; generates 56% less green waste, and requires 68% less maintenance than the traditional garden.

Bringing Back the Natives Garden Tour gardens contain minimal or no lawn. This is of particular value since the majority of the chemicals purchased by homeowners support lawn care, and the majority of water used in home gardens is applied to lawns. According to the U.S. Fish and Wildlife Service in their, "Homeowner's Guide to Protecting Frogs—Lawn and Garden Care," homeowners use up to ten times more chemical pesticides per acre on their lawns than farmers use on crops. In addition, half of the water used by the average household is applied to the landscape—with most of that water being applied to keep turf green.

2016 Bringing Back the Natives Garden Tour events: Tour; Native Plant Sale Extravaganzas; and Workshops

The Bringing Back the Natives Garden Tour has now expanded its offerings to include not only the spring Tour, but also three Native Plant sales (October, Valentines Day, and the week-end of the Tour), as well as a series of workshops that are offered in both the fall and spring. These are described below.

Garden Tour
The Twelfth Annual Bringing Back the Natives Garden Tour, which took place on Sunday, May 1, 2016, showcased thirty six gardens and nurseries located in eighteen cities and unincorporated areas in Alameda and Contra Costa counties (Alameda, Albany, Berkeley, Concord, Danville, El Cerrito, Lafayette, Livermore, Martinez, Moraga, Oakland, Piedmont, Pleasant Hill, Pleasanton, Richmond, San Leandro, San Lorenzo, and Walnut Creek).

A variety of gardens were featured on the tour. The gardens ranged from Al Kyte's forty year old wildlife habitat to a number of gardens that had been recently installed, and from large lots in the hills to small front gardens in the flats. Tour gardens contained everything from local native plants to the horticulturally available suite of natives from throughout California. Twelve of the gardens were designed and installed by owners, and the rest were designed and installed by professionals. Most the gardens were landscaped with between 80% and 100% native plants.

The tour received overwhelming interest from the public; 5,127 people pre-registered for the Tour. Same-day registration sites were set up at ten gardens, and accommodated 373 walk-in registrants, for a total of 5,500 registrants. The walk-in registration sites were set up in Berkeley, El Cerrito, Livermore, Martinez, Moraga, Oakland, Pleasant Hill, Pleasanton, Richmond, and San Lorenzo.

On the day of the tour 10,644 garden visits were made. See the end of this report for a list of the number of visitors counted at each garden.

More than 120 volunteers either worked at gardens for a half-day shift on the day of the tour, or helped with tour preparation and clean-up, contributing more than 400 hours of time to the tour. The 29 hosts put in countless hours preparing for the tour, and more than 200 hours on the day of the event.

Native Plant Sale Extravaganzas
More than $12,000 worth of native plants were sold in the spring Native Plant Sale Extravaganza, which took place on April 30 and May 1, 2016. Nearly $7,000 worth of natives were sold during the Spring 2016 Valentines Day sale.

Workshops
In the fall of 2015 and the spring of 2016 a series of workshops were coordinated. These included hands-on sheet-mulching workshops; how to install drip irrigation workshops; two workshops on how to design a native plant garden that will provide color and interest throughout the year; two workshops on how to replace a lawn with water-conserving alternatives; and four tours of a large organic garden that stores 10,000 gallons of rainwater on-site, has chickens, and contains extensive native and edible gardened areas. This year all but two of the workshops filled, early.

Garden Talks
More than 50 garden talks and demonstrations on a plethora of topics were given throughout the week-end of the Tour. Talk topics included how to: retain storm water on-site; remove a lawn; design and install a drip irrigation system; select and care for native plants; design and install native plant garden; attract wildlife; choose appropriate natives; create a low-maintenance native plant garden; maintain a native plant garden; garden on hillsides; and how to receive rebates from water districts for removing lawns, among other topics.

The website
The website contains numerous photographs of all of the gardens that have ever been on the tour (information on prior tours remains accessible on the website for future reference), extensive garden descriptions, plant lists for each garden, and some garden-specific bird, butterfly, mammal, reptile, and amphibian lists, as well as resource information on how to garden with California natives. The resource information includes contact information for landscaper designers with gardens on the tour, a list of Easy-to-Grow East Bay Natives, lists of nurseries that carry native plants, lists of reference books, "How I got started gardening with native plants" essays by a number of the host gardeners, and more.

In order to attract hosts and volunteers, and to thank them for their time, two Garden Soirees—free, private tours of native plant gardens—were held in 2016. Garden Soirees offer host gardeners and volunteers the opportunity to see tour gardens that they would otherwise miss. They also create a feeling of camaraderie between hosts and volunteers, and provide a venue for people who are both knowledgeable and passionate about gardening with natives to meet and exchange information.

Tour Partnerships
The Bringing Back the Natives Garden Tour created partnerships with a variety of organizations that share common values—that chemical-free and water conserving gardening preserves water quality and quantity, and creates wildlife habitat. The list of major sponsors and supporters of this year's tour includes a flood control district, two county stormwater programs, three water districts, four cities, an unincorporated area, and a private foundation. The list of tour sponsors is provided below.

Sponsors of the 2016 tour

$15,000
Alameda County Flood Control and Water Conservation District

$10,000
Contra Costa Clean Water Program

$7,500
Jiji Foundation

$4,000
Contra Costa Water District

$3,000
East Bay Municipal Utility District

$1,500
California Native Plant Society (East Bay Chapter)
City of El Cerrito
City of Pittsburg

$1,000
Bay Area Water Supply and Conservation Agency
City of Antioch
City of Walnut Creek
Zone 7 Water Agency

$500
Netafim

Host Gardeners
The gardens selected to take part in the tour are chemical-free and water-conserving landscapes that provide habitat for wildlife. Hosts were chosen because of their willingness to be on site on the day of the tour to talk with visitors about their gardens, and their enthusiasm for, and commitment to, educating others about how to garden in environmentally sensitive ways.

Host gardener recruitment began in the spring of 2015 for the 2016 tour. Potential candidates completed an application, and applicants who met the criteria received a site visit. Host criteria were as follows:

- Gardener must reside in Alameda or Contra Costa County.
- Gardener must use organic and/or natural techniques for pest control rather than synthetic pesticides.
- Garden must demonstrate water conservation techniques. Examples include mulches, groundcover plants, drip or soaker hose irrigation, and the use of plants that do not require excessive watering during the dry part of the growing season.
- Gardener must be a good ambassador for chemical-free, water-conserving gardening: enjoy educating the public; and have the knowledge base to employ natural gardening techniques and share this information with the public.
- Garden must provide food, shelter and nesting areas for wildlife.
- Garden must contain 60% or more California native plants.
- No invasive plants are found in the garden.

Host's gardening experience ranged from native plant novices to professional landscape designers. All of the host gardeners were good ambassadors for natural gardening techniques.

Host Comments from the 2016 evaluations:

- Had many great conversations with those on the tour and it was so very heartening to talk with like minded people!
- I talked to many people who were concerned about water use. And many of them were interested in learning more.
- Lots of people asked me how I use so little water.
- Many people asked about how much water was used; our water bill {which was posted] was a great way to show the water use reduction.
- People are eager to learn how to work better with nature and to nurture wildlife. People want to conserve water, and garden without pesticides.
- Kathy K's organization and support was key to a well-run, pleasure-filled, non-stressful (even with 500 + visitors) experience. She is clear, thoughtful, well-organized, and articulates the goals of the tour in clear language. Kathy is reliable, and encouraging. Her love for this work, and sense of the value and purpose in it, are clear and inspiring. The tour guidebook is beautiful, well-organized, and informative..... very helpful. The ticket system is clear. Kathy's help with making plant labels was excellent – and people really want to know the plant names.
- Still a wonderful and important and ambitious idea and so wonderfult o see people's eyes light up at the idea that natives are sooo beautiful.

- Thank you for putting together this to tour; I am honored to be chosen as a garden host, and really loved the feedback we got from our guests.
- Thanks for the year-long effort it takes to organize the tour. It continues to be a valuable resource for the community!
- The book is a fantastic resource. There were lots of complements on the book, as a great resource for throughout the year. The majority of the people who visited were people who WANT to convert their gardens as opposed to people who already have native gardens. They were very appreciative of any information they could get.
- The garden tour is a great event. Through it, thousands of people are influenced, and learnt to garden with nature's principles.
- You are a marvelous organizer. Our day was a great success.
  Over 400 people came through our garden. People loved the garden, and appreciated the natives, the wildflowers in bloom, the caterpillars and bees in evidence, the music, the talks, and the plant sale. The Tour has a widespread influence in making people aware of the beauty and value of native plants, and giving them the knowledge and resources to act on that awareness by incorporating native plants into their lives. Having our garden on the tour brings us great happiness, and a feeling of helping to make the world better. We would love to be on the tour next year.
- It was a great surprise to have Kathy and Mike visit our garden at the end of a beautiful Tour day. Thank you, Kathy, for organizing this great garden show. Thanks to Kathy, we discovered beautiful native California drought tolerant plants and gardens years ago, before the official drought. Inspired, we made plans to change our own garden. Thanks to her, we figured out how and with whom to design and install our own back garden in 2012, and after that the front garden in 2014. Yes, a garden can look good without a lawn and, no, It does not take more time than mowing the lawn, but it still can look better. Today, with help from multiple volunteers, including lovely neighbors at our greeting table, it was great to share our garden. In all, we mostly enjoyed hearing that the 643 people that came through our garden had a great day; that made our day.

Volunteer Comments from the 2016 evaluations:

- As in previous years, the tour is extremely well organized and executed. Thank you, Kathy, for making this such a pleasurable experience.
- It's a fabulous day. Well-organized, instructive, and fun.
- Love, love, love this Tour! I look forward to it every year.

Pledges

This year, for the first time, during the registration process tour participants had the opportunity to pledge to undertake one or more environmental action.

Research has shown that people who pledge to take an action are very likely to follow up and do it. The text on the website read:

> Might you be willing to take a healthy lawn and garden pledge?
>
> Garden chemicals can be harmful to humans, pets, wildlife, creeks, and the Bay. The good news is there are many surprisingly easy ways to care for your lawn and garden that avoid putting your family, pets, and neighbors at risk.
>
> All of the beautiful Bringing Back the Natives Garden Tour gardens are managed without the use of pesticides. If these hosts can garden without the use of pesticides, you can, too!
>
> Are you ready to join Bringing Back the Natives Garden Tour hosts in pledging to restore the Earth one garden at a time? Your family, pets, neighbors, and the birds and bees will thank you.
>
> If a pledge to eliminate pesticide use is too big a step to take right away, you can pledge to reduce your pesticide use instead.
>
> * I pledge to reduce or eliminate pesticides like "weed and feed" on my lawn. *(Weed and feed products are persistent, bioaccumulative toxic substances linked to cancers and to reproductive, immunological, and neurological problems. Some of the herbicides in chemical weed and feeds—especially 2, 4-D—have been linked to increased rates of cancer in people and animals.)*
>
> * I pledge to reduce or eliminate the use of rodenticides. *(Anticoagulant mouse and rat poison also kills dogs and cats, hawks and owls, and many other species of wildlife.)*
>
> (I pledge not to use insecticides. *(A garden and lawn ecosystem in balance is home to birds, native plants, and insect life, which support each other and keep one another in check. Lawns and gardens free of synthetic chemicals provide much-needed habitat for wildlife, and they are much safer for you, your family, and your pets.)*
>
> * I pledge to remove part or all of my lawn, eliminate pesticide and herbicide use, and create a wildlife habitat in part of my garden.

"I pledge to" results:

reduce or eliminate pesticide use	68%
reduce or eliminate the use of rodenticides	68%
not to use insecticides	64%

remove part or all of my lawn, eliminate pesticide and herbicide use, and create a wildlife habitat in part of my garden	60%

Tour Survey and Evaluation
Two surveys were offered to the tour's pre-registered participants. The first was available as part of the registration process. Below are some statistics taken from this survey.

Responses by Tour year

What do you want to learn from the tour?	**2012**	**2013**	**2014**	**2015**	**2016**
How to select native plants	72%	83%	69%	71%	69%
How to reduce water use	51%	58%	57%	62%	49%
How to garden for wildlife	51%	56%	45%	46%	49%
How to reduce or eliminate pesticide use	30%	33%	25%	25%	24%
How to replace a lawn with a garden	30%	33%	30%	33%	26%
How to compost	19%	23%	18%	17%	16%

Evaluations
There was a return of 342 registrant evaluations, with 99% of those filling out the evaluations rated the tour "Excellent" or "Good."

86% of those who completed the evaluations were interested in entering the drawing for the free front yard garden design. (The free front yard garden design was won by Mona Hansche, of Martinez.)

95% percent of the people who completed the evaluation said they felt the Tour did inspire them to garden without pesticides, and while using less water.

This year 60% of the registrants were repeat visitors, and 40% were attending the tour for the first time.

Motivation and Behavior Change

When asked if the Tour inspired people about how to garden without pesticides, while using less water, tour participants provided these comments:

Registrants commented:

- The Tour is THE BEST tool out there right now to inspire people to change their landscape.

- I'm totally inspired. I feel the native gardens are so much more attractive than lawns, as well as being water conserving and attracting birds, bees, and butterflies.

- There were very knowledgeable volunteers and home owners at every stop, and it is very inspiring to save water with natives!

- Yes! Simply by showcasing gardens where natives comprise a large percentage of the plants is inspiring and teaching how to use less or no pesticides and less water because natives require less of both.

- Can't think of a better way to get the message across than showcasing the beautiful gardens and hearing the heartfelt stories by the owners.

- The information provided and seeing real gardens that follow these principles was terrific.

- It is so helpful to see how beautiful and low maintenance native plant gardens are.

- My husband and I were very impressed with all of the "green" garden ideas. We have been trying to come up with ideas on our own to do more, and this really inspired us! We are transforming our backyard as we write this!

- For me, the biggest "aha" was how native plants expand the population of native bugs, which then feed native birds & other wildlife.

- Seeing is believing. When you see what people have done you can translate some of their ideas to your own garden.

- The shear beauty of the gardens is inspirational, and the guides are knowledgeable and enthusiastic.

- The gardens spoke for themselves!

- The tour provides a variety of gardens for viewing that inspire and educate the public to join in the movement. I feel very inspired to begin the process!

- The tours provide lots of examples of plants and designs to fit different needs.

- There were homes of all types, all committed to principles of sustainability. I also very much like the tips in the book. There is good information in it!

The registrant evaluations were split up into two groups—those who had attended the tour before, and those who had not. The data for repeat registrants and first-time registrants was tabulated separately. Both of these categories are discussed below.

Repeat Registrants
85% of registrants who had attended a previous Bringing Back the Natives Garden Tour, and who filled out the evaluation form, said they had changed their gardening practices because of their participation in the Bringing Back the Natives Garden Tour.

The first column below shows the percentages of the repeat registrants who changed their gardening behaviors after attending the Bringing Back the Natives Garden Tour. The second column shows the percentage of repeat registrants who plan to change their gardening behaviors.

This table shows that repeat visitors were highly motivated to make changes in their gardens.

How do you manage your garden? (This information was taken from evaluations filled out by repeat registrants.)

ITEM	Began after participation in a previous BBTN Tour	Plan to do this
1. Incorporate native plants into our garden.	20%	25%
2. Group plants of similar water needs.	17%	36%
3. Encourage birds, butterflies, etc. with plant choices, food, shelter, and water.	15%	24%
4. Increase the density of plantings to out-compete weeds.	14%	47%
5. Incorporate drought-resistant plants into our garden.	13%	20%
6. Tolerate some insect damage to pla	10%	13%
7. Mulch with leaves, grass, wood chips, etc.	10%	16%
8. Install efficient irrigation (such		

as drip, timers, soaker hoses).	9%	32%
9. Reduce/eliminate insecticide/ herbicide use.	8%	6%
10. Reduce the size of our lawn.	6%	26%
11. Amend soil with compost.	6%	17%
12. Minimize hardscapes (patios, decks).	4%	12%
13. Compost yard waste and kitchen scraps at home.	4%	11%
14. Grasscycle (leave grass clippings on the lawn).	2%	8%

First-time registrants
The tour was highly motivating to the first time registrants who completed the evaluation.

The question was, "How do you manage your garden?" The following are the percent of people who responded that they planned to begin managing their garden in this way.

ITEM	Plan to
1. Incorporate native plants into our garden.	56%
2. Group plants of similar water needs.	54%
3. Increase the density of plantings to out-compete weeds.	52%
4. Encourage birds, butterflies, etc. with plant choices, food, shelter, and water.	46%
5. Incorporate drought-resistant plants into our garden.	44%
6. Install efficient irrigation (such as drip, timers, soaker hoses).	36%
7. Amend soil with compost.	33%
8. Reduce the size of our lawn.	30%
9. Tolerate some insect damage to plants.	22%
10. Mulch with leaves, grass, wood chips, etc.	20%
11. Reduce/eliminate insecticide/herbicide use.	19%

12. Compost yard waste and kitchen scraps at home.	17%
13. Grasscycle (leave grass clippings on the lawn).	13%
14. Minimize hardscapes (patios, decks).	13%

Number of visits made to each garden

BAYSIDE CITIES

Alameda

Cyrus Musiker and Andi Duncan	176
Williams Family	203

Albany

Leslie Zander	341

Berkeley

California Native Bee Garden	304
Mardi and Jeff Mertens	403
Glen Schneider	341

El Cerrito

Donna Bodine	290

Oakland

Carol Baird and Alan Harper	345
Friends of Sausal Creek's Native Plant Demonstration Garden	309
Sue Duckles and Cherie Donahue	361
Joan Lohman and Jenn Biehn	444
Lorraine Mann	512

Piedmont

Jean Hansen	602
Nancy McKee-Jolda and Robert Jolda	545

Richmond

Paul Carman and Anita Pereira	454
Dave Drummond	454

San Lorenzo

San Lorenzo High School	190

INLAND CITIES

Danville	
Maria Sargent	316
Lafayette	
Richard and Sandy Brehmer	545
Livermore	
Ed and Liz Folsom	247
Martinez	
Chris and Marianne Dundon	363
Jean Halford	523
Nancy Salsig	412
Moraga	
Al and Barbara Kyte	351
Pleasant Hill	
Gaston and Ariane Habets	643
Pleasanton	
Melinda and Steve Ballard	247
Ward and Pat Belding	223
Walnut Creek	
Erik and Shellie Jacobson	500
	10,644

When planning for a year, plant corn. When planning for a decade, plant trees.

When planning for life, train and educate people.
(Chinese proverb)

Below are comments from garden tour attendees, either taken from registrant evaluation forms, or received via e-mail.

It's an inspiring tour! We loved it so much last year that we dug up our back yard and planted a mostly native garden. Now we are real plant geeks. Thanks so much for what you do. We hope to enter our garden for the tour next year.

This has been a spring highlight for many years. And, the result is my own new landscaping. The Tour offers great encouragement to see what can be done. Thanks!!!

It was really a wonderful way to get motivated to do more with natives, and the variety of garden examples was outstanding! Thanks to all of you for all of the planning and hard work that went into this very large scale event. We can hardly wait for next year!

It's fantastic. So well organized. The booklet and website are useful. The ggarden hosts are friendly. Really: I'm in awe. Thanks for all the countless hours of work that clearly went into this.

I love this tour! It is so well-organized and the gardens are superior to many I've seen on other tours. I always learn many things that I can put to use right away in my garden. We are so lucky to have this tour in the East Bay, right at our doorsteps, which showcases natives, a very important endeavor in this day and age of climate change and drought.

This was GREAT! I liked that I could buy seeds at Paul Carman's place. The enormous amount of work you all put into this event really shows; it is well-organized, the information went out with plenty of time to study the garden guide, and thegardens offered wildly different approaches. Thank you, thank you, thank you. Enjoy your rest now!

This tour has been wonderful in the level of awareness it has brought to the concept of gardening with natives.

Beautifully designed tour booklet. Thank you for educating the public via tours - most interesting and informative in presenting design & plant options.

This is a great tour! Thank you for all of the time and effort that goes into planning and implementing this event. It is a wonderful opportunity to be able to visit so many gardens and get ideas on how to create a native garden and wildlife habitat. Thankyou!!!

The tour book was impressive, with garden descriptions, directions, lectures, use of discounts, and the quality of the booklet itself.

Wonderful tour!! The organization is excellent and the enthusiasm of participants inspirational!

The tour is a great way to educate the Bay Area about the importance of native plants for wildlife preservation and drought tolerance.

This tour is well-run, well-organized, very educational, and fun. Really wonderful. Every one is so nice at the gardens. We enjoy it a lot.

I appreciate the garden owners for spending the whole day answering people's questions!

Excellent event. The gardens were great, and the improved labels were fabulous. I talked to friendly owners at many gardens and it makes a lot of difference. The volunteers were fabulous and knowledgeable also.

Always inspiring!

This is a wonderfully organized event; my hat goes off to you. Thanks to all the hosts who opened their gardens to the public. Great plant sale options this year, too!

Very well-organized. This was my first time and I was impressed!

Amazing tour and knowledgeable hosts/presenters

Beautiful gardens. I love those that are more than 90% native.

Congratulations on such a beautiful and informative, well-organized tour.

We learned a lot during the tour and really enjoyed it. We really appreciate that these homeowners were willing to open their gardens to us! Thank you so much for organizing this event.

Excellent catalogue. Obviously a great deal of love and hard work go into this tour. Keep it up. It is wonderful!

Great job on organizing the tour. The guide is amazing and gives all details needed to get to and enjoy the gardens. Thank you for all the hard work.

Great variety of gardens. Accurate descriptions with particulars noted so you could choose based on your interests. Thanks!

Hosts and volunteers were great. Really appreciated native plant sales at some of the gardens, too.

I appreciate all the work and planning that made this day a success. Thank you!!

I commend you for all the work you do in setting up this tour annually. You provide a great service to the community.

I know of no other event that is so well-organized, and so representative of the native plant movement. It allows people of all income and educational brackets to attend, which is very rare. I am very grateful for the opportunity to visit native gardens.

The volunteers were all so welcoming; it was a pleasure. This must take an incredible amount of effort and attention to detail, but comes off so smoothly!

Well-organized! Easy to find places, warm and friendly owners and volunteers. Wonderful day!

Wonderful event, will be telling neighbors.

I loved it.

Kathy, we want to commend you on a wonderful day. My husband and I enjoyed the Tour immensely. It was so amazingly well-organized. We thought the booklet was superb! We lost service on our iPhone at the beginning of the tour (don't ask…our phone was hacked…all ok now) so we found your great written "old fashioned" driving instructions invaluable! I know you work very hard on this event, so just know that it all paid off magnificently. Good luck for next year.

I so appreciate your working all year to make this a delightful, informative, and interesting day.

I think it is really a great thing that you have so many volunteers who are willing to participate and to display their gardens.

The garden guide was very informative. I liked knowing which gardens were professionally designed, and which were done by the owner.

I'm a new homeowner, just planning my first real garden, and your resources and the opportunity to visit these beautiful gardens have been very helpful. I really appreciate the incredible amount of work that must go into organizing such an extensive and well-planned day!

The tour is amazing, and the classes fabulous! Thank you for all of your hard work!

It's nice to have the friendly volunteers at the sites.

It's really nice to be able to self guide the tour. It's always an enjoyable day for me and I always learn new things and find things Iwant to go home and research. I really like to be able to purchase plants at the gardens, it just adds more fun to the tour. You do a great job with the tour and I appreciate being able to attend every year!

Just loved the gardens this year. Before and after photos were very helpful. Thought the owner's talk about affordability and how he did it and available rebates was fabulous.

Love the fact that the book is mailed well in advance so it gives time to figure out an itinerary. All the homeowners and volunteers are very gracious.

Love the tour! Look forward to it every year!

Loved the tour. Really great brochure. Very organized. Nice people. Educational and inspirational.

Lovely experience—enjoyed the variety of gardens available. Gives good ideas on how to improve one's garden.

So inspirational. I can really see and appreciate the beauty and need for going native and drought tolerant. Inspired by the great work people have put into their properties. Thank you to all for putting this together for the enjoyment of many visitors. A fun day. Looking forward to next year already.

Special praise and thanks to all who participate in putting on this event. I look forward to it all year long, every time learning more about native gardening. I am now propagating some of my natives to expand my plantings and share with friends and neighbors.

Superb, professional booklet. Very well-organized, and the plant lists are very helpful. The plant labels at the gardens are extremely useful.

Thank you for your hard work putting this together.

Thank you to all the families who opened their private gardens.

OUR WATER — OUR WORLD

Walnut Creek - Our World Store Partnership Program
2015 – 2016 Report

During the 2015 – 2016 fiscal year, two stores were part of the Walnut Creek - Our Water Our World Store Partnership Program: Ace Hardware at 2044 Mt. Diablo Blvd., and Ace Hardware at 2967 Ygnacio Valley Blvd.

Tasks for these stores included:

- Setting up fact sheet racks in the pesticide aisles
- Labeling less-toxic products with OWOW shelf talkers
- Store mentoring – replacing shelf talkers and fact sheets, working with staff and custom in the aisle on product choices, bringing in resources and seasonal materials for staff, and following up on staff and customer questions

STORE SET-UPS

This year both stores were labeled using the newly designed shelf talkers. In addition to pesticides and fertilizers, other sustainable products are labeled including weed block, mouse/rat traps, mulch, etc. During store set-ups, I also have the opportunity to work with store staff and customers in-aisle to answer pest management and sustainable landscaping questions.

The newly designed shelf talker has brighter colors, a new logo, and is slightly smaller in size. For each shelf talker, I print out a label with the name of the product so that when products are moved around on shelves, the label does not end up under a product not considered less-toxic. In addition, the front and back of the shelf talkers have different logos. This is extremely helpful, because when I have to put a shelf talker behind a tag or on a peg, the “eco-friendly less-toxic” logo can still displayed.

New shelf talkers, front and back sides

Shelf talker under less-toxic product

Shelf talker behind store label on hanging peg

FACT SHEET RACKS

Each store has a fact sheet rack set up in the pesticide aisle. There are 15 different fact sheets on pest management techniques and water quality issues. Several of the fact sheets are available in Spanish, and some of these are included in each rack. In addition, I have attached a laminated good bug/bad bug identification guide to each rack.

Fact sheet rack at Ygnacio Valley Ace

Fact sheet rack at Mt. Diablo Ace

STORE MENTORING VISITS

On continued visits to stores, I add or replace shelf talkers, refill fact sheet racks, talk with store staff about new products and pests, research and answer any staff questions, and work with customers in-aisle. These return visits are essential for maintaining our relationship with the stores and keeping the materials stocked. Visits were made to each store on a quarterly basis.

This was a great year in our stores. With so much information about drought in the media, and so many customers coming in and requesting eco-friendly products, the selection of less-toxic products has increased substantially. With smaller staff sizes, the stores are grateful to have our staff in-aisle answering questions on products and sustainable landscaping practices. I am looking forward to bringing the newly designed fact sheets and pocket guides into the stores, and hope that this new look will increase our visibility.

Debi Tidd
7/2/16

Getting To Know our Local Creeks, Ponds, and Waterways
(formally Discovering a Sense of Place)
2016 Final Report

The Gardens at Heather Farm has partnered with The City of Walnut Creek since 2009 to make this lecture series (previously called "Discovering a Sense of Place) possible. As a non-profit organization focused on sustainability and water conservation, The Gardens has a history of working with organizations and members of the community to deliver relevant information on environmental stewardship. The series included topics ranging from the history and future of Walnut Creek waterways, water and wildlife, Healthy Gardening Practices, IPM and pollution prevention. The program included lectures, discussion, workshops, fieldtrips, and hikes. It was presented during the months of April and May 2016. All events were free of charge and provided to the public as a means to increase awareness with issues of pollution, water conservation, waste management and proper pesticide use.

Our goals for the program included:

- Encourage families to take an active role in the enjoyment, health, and preservation of the Walnut Creek watershed.
- Develop a sense of awareness of and connection with the local creeks and the surrounding ecosystems.
- Encourage environmentally friendly gardening practices, such as integrated pest management, organic gardening techniques, landscaping with native plants, and avoid using toxic chemicals
- Educate the community about how the choices we make in and around our home impacts the larger community and environment

The series included the following presenters and field trip:

- **4/9/2016** Introduction to our Local Waterways, Mike Carlson
  Mike Carlson is the Assistant Public Works Director, Contra Costa Flood Control District. He presented the following topics:
  - An overview and the geographic extent of the Walnut Creek Watershed.
  - History of the Walnut Creek watershed from the 19th century to today.
  - Flooding events and how they were handled
  - Importance of having clean waterways (e.g., debris removal, pollution control)
  - The move toward more naturalized canals that can be enjoyed by local residents
  - The Flood Control District is using UC Berkeley students to help design new natural spaces
  - More funding is needed for aging infrastructure and creating more natural solutions

- **4/16/2016** Water & Wildlife, Jennifer Morman & GHF Education Staff

  Jennifer Morman is the Education Manager at the Gardens at Heather Farm. The program was designed for both adults and children and consisted of:
  - How to identify a healthy watershed
  - Identifying creatures one might find in and near our local creeks and ponds
  - Adaptations that animals have that live in and near water
  - How to carefully dip to collect samples from the creek respect for animals living near creek sand ponds
  - How important it is to not add chemicals to the watershed

- **4/23/2016** Vegetable Gardening in a Changing Climate: Water-wise tips for backyard vegetable gardening, Lara Hermanson

  Lara Hermanson is the Principal for Farmscape, the largest urban farming venture in California. She has overseen the design and installation of over 300 urban farming projects. She has a BA from Columbia College and has completed additional studies in Permaculture Design
  - Planted seeds
  - Identifying parts of plants that we eat
  - Sampled fresh fruits and veggies
  - Learned the stages of growth from seeds to plants
  - Minimize use of pesticides and fertilizers

- **5/7/2016** Managing Bugs: the Good, the Bad, the Ugly! With Tanya Drlik & Beth Baldwin

  Tanya Drlik is the IPM (Integrated Pest Management) Coordinator for Contra Costa County and Beth Baldwin is a Watershed Planning Specialist with Contra Costa Clean Water Program.
  - Beth's lecture featured:
    - Importance of educating consumers that anything you put in your drain ends up in the bay/delta. This includes debris and hazardous materials that can harm plants and wildlife
    - Identifying pyrethroids & diazinon which are in pesticides that end up in water;
    - How Contra Costa County is educating consumers about using safe pesticides
  - Tanya's lecture featured
    - Defining IPM: and how we can use it at home. Decision making process and steps to evaluation the problem and follow up to determine effectiveness;
    - Tools to use for weeding and garden maintenance to reduce pesticide usage.
    - Weeding to avoid flower and self-seeding which minimized the need for pesticides
    - Plant plants that attract good bugs to reduce need for chemical pesticides

        - Minimize fertilizer use to reduce weeds
        - Measures to take to stop ants from coming in; more natural practices for killing ants in the house.

- **5/15/2016** Discover Walnut Creek's Watershed – a guided hike thru Lime Ridge with Carol Lane, Save Mt. Diablo

    Carol discussed how Save Mt. Diablo is purchasing ranches to create a green belt between the bay, delta and Mt. Diablo
    - Identified many local wild flowers found in the watershed
    - Identified some of the fauna found in the area
    - Discussed how local ponds, once polluted with presticides and invasive animals, are now thriving and being brought around to their more natural state

- **5/21/2016** Healthy Soil for Your Home Garden, Marian Woodward
    - Marian Woodward is a Master Gardener, an avid composter and vermicomposter at her home and community garden. She is a frequent speaker on the gardening circuit and was named Navlet's Gardener of the Year in 2014.
    - Marian discussed both Hot & Cold Composting techniques showing attendees the process of composting using both green and brown waste material
    - How compost is beneficial to the garden: by changing composition of the soil, adding air and nutrients, increasing water retention, diverting material from the landfill, and reducing the need for fertilizers.
    - The classes ended with a brief discussion on vermiculture and a question and answer session.

Program Logistics

Lectures took place beginning at Saturday/Sunday in the morning. Funding for the series was underwritten by The City of Walnut Creek. All reservations, bookings, and preparations necessary for an efficient and high quality presentation were performed by The Gardens at Heather Farm staff. Some of the instructors were GHF staff.

Informational Brochures and Online References

The following online references were discussed as useful material for home-owners.
- Contra Costa Health Services Website references on Dealing with Pest Problems, Bay Friendly Gardening and Landscaping
- Contra Costa Clean Water "Integrated Pest Management for Municipalities"
- Friends of the Creeks Website discussing their activity for cleaning up local creeks

The following brochures were distributed and discussed
- Virginia Cooperative Extension – "We Eat Different Parts of the Plant"
- "California Fresh Produce Seasons"
- Vegetable Planting Chart (UCCE Master Gardener Program of Santa Clara County)
- Map of Lime Ridge nature area

Publicity

- Color brochures were commissioned and distributed to local WC City Offices, Libraries, other organizations as well as at The Gardens.
- Flyers were produced and distributed at The Gardens.
- Press releases were picked up by local periodicals including the Contra Costa Times.
- Direct Mailings to the Gardens at Heather Farm mailing list
- Our weekly email blast made special note of the upcoming lectures.
- Lectures were promoted heavily through social media as their dates approached.
- Information the series was posted prominently on The Gardens at Heather Farm website.
- Material was distributed to all participating organizations for their dissemination

Summary of Evaluations

Lecture/Activity	Pre-Program Questionnaires What do you hope to learn today?	Post-Presentation Survey What Important Information did you take away today?	#Registered	How Valuable Did you find Today's Program (Not Valuable 1-5 Very Valuable)
Introduction to our Local Waterways	-History of WC watershed Management -What is being done about flood control -State of local creeks -How drought has effected watershed and water quality	-History of WC watershed Management -What is being done about flood control -State of local creeks -How drought has effected watershed and water quality	**25**	**1:** **2:** **3:** **4:** **5: 100%**
Water & Wildlife	-How can you tell if the creek or pond is a healthy habitat? -What animals might we find in our local water? -What causes pollution in these areas? -Is anything being done to protect these habitats?	-We enjoyed getting to know our creeks and ponds better. -Now we have a better understanding of how runoff into our local waterways affects local wildlife. -Thank you for showing us how to respect our creeks and ponds and the living things that reside in them.	**11**	**1:** **2:** **3:** **4: 10%** **5: 90%**
Vegetable Gardening in a Changing Climate	-How can we save water in our vegetable gardening? -What are the best plants to grow in	-Raised beds recommended for veggie gardening -Recommended plant list for our area -Soil conditioning	**15**	**1:** **2:** **3:** **4: 38%** **5: 62%**

	our area? -How to deal with pests? -How should we prepare soil?	techniques -Growing tomatoes -Preventative ideas -How to prepare soil; deal with pests		
IPM & Clean Water	-Do we treat our storm water? -Governmental impact on pest control products and fertilizers -Treating mosquitos and wasps -What is IPM?	-Storm water runoff is a problem -IPM is a decision making process with steps to evaluate the problem -IPM Can be applied at home -Plant flowers that feed beneficial insects -Limit fertilizer use so weeds don't grow -"Nothing but rain down the drain"; keep street drains clear because it all goes out through waterways to bay -Safe remedies for ants -Natural habit for creatures, once dying off, are returning	**18**	**1:** **2:** **3:** **4: 44%** **5: 56%**
Discover Walnut Creek's Watershed: Hike thru Lime Ridge	-Where are the natural watersheds in WC? -What is being done to protect them?	-Groups are purchasing ranches to create a green belt between bay, delta, and Mt. Diablo -Many native plants thrive in our area -There are many trails available to hikers, bikers, joggers for recreational purposes; all maintained by local volunteers -Local ponds are becoming more naturalized and thriving	**15**	**1:** **2:** **3:** **4:** **5: 100%**

Healthy Soil for Your Home Garden	-How do I compost? -What is the difference between hot and cold compost? -How do I use compost in the garden? -What can I put in compost pile; what shouldn't I put in?	-Dilute worm castings -Put food scraps in green waste -How to compost better -Composting reduces carbon in environment -With composting, never have to buy fertilizer at store -Composting is easy -Hot compost % mix -purchased fertilizer can harm plants -organic compost matters	**8**	**1:** **2:** **3:** **4: 20%** **5: 80%**

According to the evaluation results in the table, the majority of respondents planned to utilize the information they gleaned from these events either in the immediate future or in the long term. Others, who did not plan to use the information quickly, indicated that they attended more for educational purposes. Overall, the knowledge presented will be put to work.

All of the comments made were positive. It was clear that the topics were well-received and believed to be very pertinent by attendees. It was apparent that attendees came away with a renewed desire to do their part to help preserve the world we all share and to be more careful about what gets put down the drain.

*** * ***

The Gardens at Heather Farm and Walnut Creek's Clean Water Program presents

Getting to Know our Local Creeks, Ponds, and Waterways

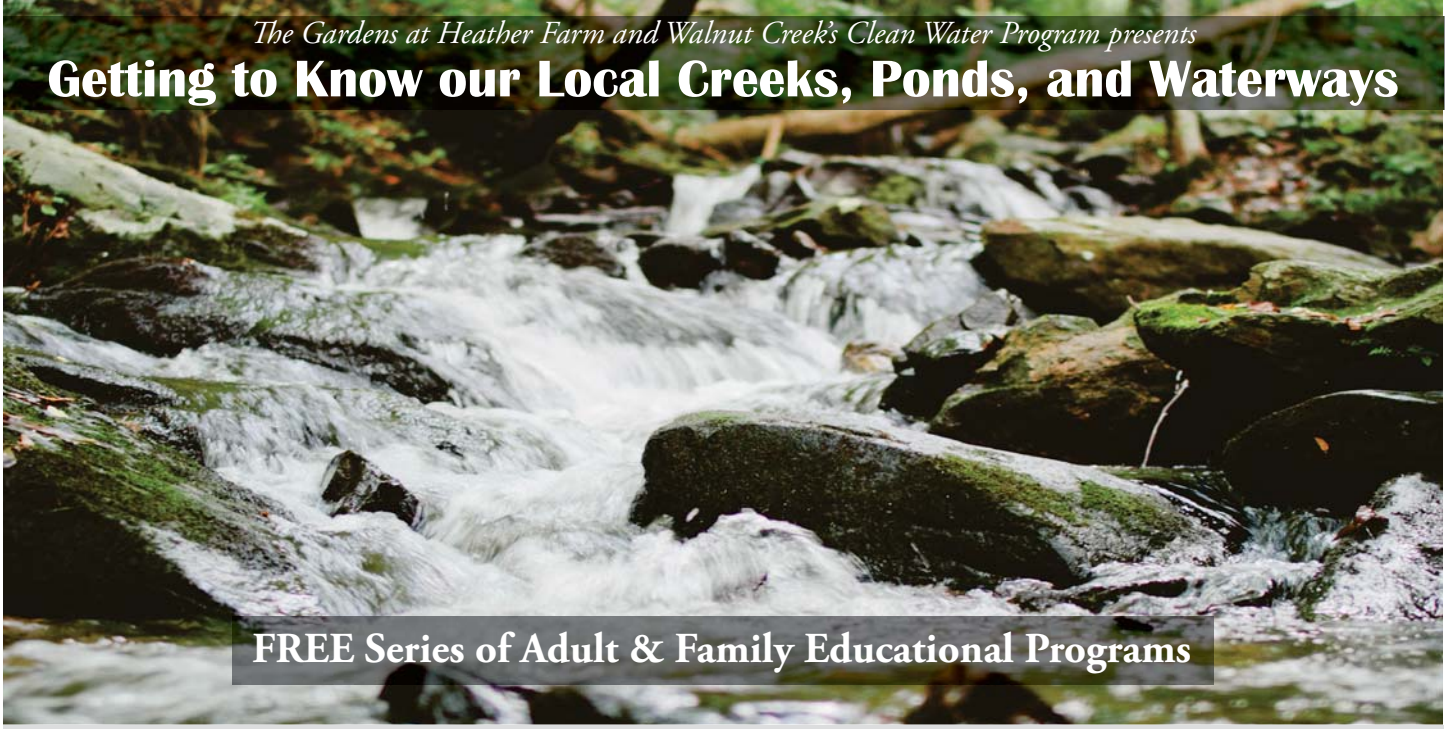

FREE Series of Adult & Family Educational Programs

The Gardens at Heather Farm & The City of Walnut Creek once again collaborate to present a free educational series on topics important to our watershed and the health of our community and environment.

More information is available on our website: www.gardenshf.org

SATURDAY APRIL 9TH, 10 - 11:30AM

Introduction to our Local Waterways *with Mike Carlson, Asst Public Works Director, Contra Costa Flood Control District*. Learn about geography and history of Walnut Creek's natural waterways. We will discuss past, current, future challenges related to maintaining our local watershed, El Niño, and more! *(ADULT)*

Where Does Water Go After it Rains? *with GHF Educational Staff*. We'll learn about nature's methods for making water fresh, and why it is important to keep our water clean. We'll also map our watershed and create a model of an aquifer. *(YOUTH)*

SATURDAY APRIL 16TH, 10 - 11:30AM

Water & Wildlife *with GHF Educational Staff*. Join us as we take a dip into our local creeks and learn about the life and health of the ecosystems. *(ADULT & YOUTH)*

SATURDAY APRIL 23RD, 10 - 11:30AM

Vegetable Gardening in a Changing Climate: Water-wise tips for backyard vegetable gardening in very warm weather *with Lara Hermanson, Farmscape*. Concerned about growing vegetables in the drought? Don't be – Laura will take you through soil prep, crop selection and garden planning for successful summer crops. *(ADULT)*

Where Does our Food Come From? *with GHF Educational Staff*. Kids will discovery about planning a seasonal veggie garden. *(YOUTH)*

SATURDAY MAY 7TH, 10 - 11:30AM

Managing Bugs: the Good, the Bad, the Ugly! *with Tanya Drlik, IPM Contra Costa Co. & Beth Baldwin Contra Costa Clean Water Program*. Learn the impacts of traditional pest management methods and how to deal effectively with home and garden pests in a less-toxic way. *(ADULT)*

Native Plants *with GHF Educational Staff*. With artifacts, games, stories, and crafts we'll bring the past alive and discover how the first Californians used native plants in their everyday lives. They'll also learn various methods to conserve water in their home and environment. *(YOUTH)*

SUNDAY MAY 15TH, 10 - 12:30PM

Discover Walnut Creek's Waterways *with Carol Lane, Save Mt. Diablo*. Join us for a guided hike showcasing Lime Ridge, an area inside the Walnut Creek watershed. From here, we'll see amazing views of where urban life interfaces with the wild land. *(ADULT & YOUTH)*

SATURDAY MAY 21ST, 10 - 11:30AM

Healthy Soil for Your Home Garden *with Marian Woodard, RecycleSmart*. Learn about the basics of backyard composting, worm composting, mulching, grasscycling. *(ADULT)*

The World of Insects *with GHF Educational Staff*. Kids will learn about the most successful life form on the planet. *(YOUTH)*

THE GARDENS at Heather Farm
A nonprofit

The Gardens at Heather Farm
1540 Marchbanks Drive Walnut Creek, CA
Office: (925)947-1678

CITY OF WALNUT CREEK

The Gardens at Heather Farm and Walnut Creek's Clean Water Program presents

Getting to Know our Local Creeks, Ponds, and Waterways

A FREE Series of Adult & Family Educational Programs

(REGISTRATION REQUIRED)

SATURDAY APRIL 9TH, 10 - 11:30AM

(ADULT) Introduction to our Local Waterways *with Mike Carlson, Asst Public Works Director, Contra Costa Flood Control District*. Learn about geography and history of Walnut Creek's natural waterways. We will discuss past, current, future challenges related to maintaining our local watershed, El Niño, and more!

(YOUTH) Where Does Water Go After it Rains? *with GHF Educational Staff*. We'll learn about nature's methods for making water fresh, and why it is important to keep our water clean. We'll also map our watershed and create a model of an aquifer.

SATURDAY APRIL 16TH, 10 - 11:30AM

(ADULT & YOUTH) Water & Wildlife *with GHF Educational Staff*. Join us as we take a dip into our local creeks and learn about the life and health of the ecosystems.

SATURDAY APRIL 23RD, 10 - 11:30AM

(ADULT) Vegetable Gardening in a Changing Climate: Water-wise tips for backyard vegetable gardening in very warm weather *with Lara Hermanson, Farmscape*. Concerned about growing vegetables in the drought? Don't be – Laura will take you through soil prep, crop selection and garden planning for successful summer crops.

(YOUTH) Where Does our Food Come From? *with GHF Educational Staff*. Kids will discovery about planning a seasonal veggie garden.

- continued on reverse side -

Complete program descriptions & registration information are available on our website:

www.gardenshf.org

Photo by Jennifer Morman

THE GARDENS
at Heather Farm

1540 Marchbanks Drive
Walnut Creek, CA 94598
(925)947-1678

GETTING TO KNOW OUR LOCAL CREEKS, PONDS, AND WATERWAYS

(continued from reverse side)

SATURDAY MAY 7TH, 10 - 11:30AM

(ADULT) Managing Bugs: the Good, the Bad, the Ugly! *with Tanya Drlik, IPM Contra Costa Co. & Beth Baldwin Contra Costa Clean Water Program*. Learn the impacts of traditional pest management methods and how to deal effectively with home and garden pests in a less-toxic way.

(YOUTH) Native Plants *with GHF Educational Staff*. With artifacts, games, stories, and crafts we'll bring the past alive and discover how the first Californians used native plants in their everyday lives. They'll also learn various methods to conserve water in their home and environment.

SUNDAY MAY 15TH, 10 - 12:30AM

(ADULT & YOUTH) Discover Walnut Creek's Watershed *with Carol Lane, Save Mt. Diablo*. Join us for a guided hike showcasing Lime Ridge, an area inside the Walnut Creek watershed. From here, we'll see amazing views of where urban life interfaces with the wild land.

SATURDAY MAY 21ST, 10 - 11:30AM

(ADULT) Healthy Soil for Your Home Garden *with Marian Woodard, RecycleSmart*. Learn about the basics of backyard composting, worm composting, mulching, and grasscycling.

(YOUTH) The World of Insects *with GHF Educational Staff*. Kids will learn about the most successful life form on the planet.

More information is available at our website: www.gardenshf.org

Non-profit Org.
U.S Postage
PAID
Walnut Creek, CA
Permit #644

Address Service
Requested

FREE PROGRAM!

The Watershed Watchers
2015-2016 School Education Program

Final Report - Submitted by Patrice Hanlon,

Program Coordinator

Sponsored by: The City of Walnut Creek's Clean Water Program

CITY OF
WALNUT
CREEK

Watershed Watchers 2016

The curriculum and all printed materials in this binder were created for use by the Watershed Watchers program only. The sponsors of Watershed Watchers, the City of Walnut Creek, retains all rights to the curriculum and printed materials.

This curriculum and printed materials are provided for the personal use of participants in the Watershed Watchers program. Duplication of the materials in part or in their entirety for distribution, commercial purposes, or incorporation into other materials is forbidden unless express prior permission has been obtained in writing from the city of Walnut Creek's Clean Water Program.

In 2015 materials were created by Maria Velken, WF Consulting, unless where otherwise noted.
In 2016, Patrice Hanlon revised and added new activities to the program.

New Activity - Native and Riparian Plant Scavenger Hunt
New Activity - Mapping your Watershed
Revision of Watershed Journal Format
Revision of Web of Life Activity
Elimination of the Water Cycle Game

The Powerpoint for the classroom presentation developed by Maria Velken remained the same.

Submitted by
Patrice Hanlon, Watershed Watchers Coordinator
June 27, 2016

Watershed Watchers introduces fourth and fifth grade students to where they live within their local watershed and how these local watersheds are part of a larger area within the state of California. Queries and investigations engage the students about how their actions in caring for their home and school influences everything else that lives within their bioregion.

A bioregion is a unique place with its own watershed, soils, climate, plants, animals and history. The information about these topics took place in the classroom with an introduction hour long powerpoint and interactive discussion about watershed followed by a three hour field trip to Walnut Creek's Creek Walk and Pollinator Garden and Heather Farm Park.

Based on the evaluations from the teachers they liked the power point and field trip combination. Some commented that they would like to see it run as a program in the fall rather than the spring. Some felt the water testing activity could be shortened.

They liked the mapping your watershed and plant activity which introduced students to the concept of a bioregion and what makes the city Walnut Creek unique with the diversity of plants and habitats. Students learned about the diverse wildlife population is in our urban setting as they toured Civic Park Creek Walk and viewed firsthand the otters that make Walnut Creek and the local canal area their home. Each of these components stressed the importance of knowing your bioregion.

We addressed the issues of non-point source pollution and how the homeowner can reduce the amount of pesticides, fertilizers and other chemicals from reaching our waterways. Included in the class were resources from many local agencies about how to eliminate, or dispose of materials that may end up in the waste stream.

Optimistically, the readings from the different groups indicated that the health of Walnut Creek at Civic Park is healthy.

The class was designed to meet California science standards for 4th and 5th graders. The facilitators emphasized water quality, including a hands-on demonstration at the Creek Walk and Heather Farm pond here students had a chance to test the water that flows in the seasonal creek and mapping the location of their own watershed in Contra Costa County. Students toured the lower region of the Creek Walk and identified key species of plants that are best for wildlife habitat gardens, and participated in a plant scavenger hunt that emphasized the key species that grow along the creek and upland species that are growing in Pollinator Garden

Each session ended with a group poem about watersheds and the students received a package of poppy seeds and the teachers were given a watershed calendar.

The program presenters included Patrice Hanlon, Watershed Watchers Coordinator and volunteer Susan Handjian, Garden Consultant and facilitator for the Bay Friendly Coalition.

The powerpoint presentation highlighted the following:

- Protecting local watersheds and the bay by reducing chemicals in the garden
- Contributing to a healthy environment
- Reducing Waste in the Garden
- Creating wildlife habitats
- Conserving water
- Building healthy soils
- Saving energy by applying these principles

Program Logistics

Each field trip took place from 9 am to 12:00 pm. Each student received a journal to record their observations and findings.

Funding for the workshop was underwritten by the City of Walnut Creek. This allowed the classes to be free of charge to the school.

The program served public and private schools and two home school groups. We educated 175 students, faculty and parents about watersheds.

Publicity

- Emails were sent to local public and private schools by Watershed Watcher Coordinator, Patrice Hanlon
- Emails were sent to homeschool groups in the area
- Three schools knew about the program from participating in 2014-2015.
- Teachers who participated in 2015 were sent a email inviting them to schedule

Program Content

Topics for this workshop included:

- Introducing the definition of a watershed, where are they located, what is their importance, and how students and their families contribute to the health of local creeks which feed into the bay
- Through water testing activities gain an understanding about non-point source pollution and explore way families and schools can help in reducing pollutants that end up in our water ways.

- Native plants that are appropriate for our area and help with wildlife habitat
- Creating wildlife habitats for birds, beneficial insects and important pollinators
- Garden walk to view plants and identify insect species

Summary of Healthy Gardening Evaluations

Did this presentation meet your expectations?
All the responses to this question were positive.

Comments

- Wonderful workshop! Patrice's enthusiasm for subject is superb!
- Excellent presentation Enjoyed new and important information on watersheds, creeks, nature zones, and conservation awareness.
- Loved this field trip! All parts and speakers were so informative
- The City of Walnut Creek continues to provide wonderful programs for everyone. I love that the city is promoting IPM.
- Would like to see this offered as a fall class
- I think less time is needed for the water testing activity

What is your preferred time for a class?
The teachers liked the format of the powerpoint presentation followed by the field trip, and the three-hour field trip. Based on their feedback I would change the format for the water testing activity.

How did you find this class?

Email	7
From another teacher	6

Teacher Information:

Watershed Watchers

Field Trip Information Buena Vista Elementary School Kellianne Bockser

Dates for Field Trip:
In class presentation March 29 at 1pm
Trip to Civic Park, April 1, 2016 - 9:00-11:45

Student Preparation:

- ✓ Comfortable clothing that can get wet and dirty.
- ✓ Sunscreenshouldbeappliedbeforetrip
- ✓ Comfortable shoes for walking. Recommend no open-toed shoes or sandals.
- ✓ Waterbottle
- ✓ Pleaseusetherestroombeforethefieldtripstarts

A few rules to make sure we have a great field trip:

- ✓ Stay with your group; don't wander off or join another group
- ✓ Don't leave anything behind except your footprints. Don't take anything away except your memories.
- ✓ Respect the animals and plants and their watershed home
- ✓ Make sure to tell an adult if you need to use the restroom

Teacher, please provide:

✓ Liability/field trip waivers/permission slips, as required by your school district. Watershed Watchers will provide an additional waiver that is required by the City of Walnut Creek.

✓ 2 - 3 parent helpers (to provide a set of helping hands.) S(he) will be paired with an instructor. Details about station activities can be sent to parent volunteers if they are identified ahead of time.

✓ First aid kit, as required by your school district. If not required, please let me know and I'll provide a basic kit.

✓ Optional, but helpful: Name tags for students Watershed Watchers will provide:
✓ Nametagsforinstructorsandvolunteers

✓ Alleducationalmaterialsandpencils

✓ Supplies for cleaning hands, if needed

Parking:

- We will have the class meet at Civic Park. There is parking at Civic Park, the library, and another parking lot on Carmel Avenue (take a left at the library onto Lincoln Avenue and then first left onto Carmel. Drive to the very end of Carmel (dead ends at parking lot). Exact meeting spot is the orange bridge that crosses over Walnut Creek from the parking lot at Civic Park.
- We will congregate there for introductions and to divide up the class into three groups. Students stay in their group for the field trip and rotate through different stations.
- Bathrooms are located at Civic Park and the library. It would be best to have everyone go to the restroom before starting the field trip because a parent will have to accompany student to the restrooms, which are a little distance from where we will be working.

Classroom Presentation:

- Because the program includes a Powerpoint presentation, please provide a projector . I have an Apple computer, but have the appropriate adapters for converting to projectors.
- I look forward to meeting you and your students! Thank you for your interest in Watershed Watchers! Please don't hesitate to contact me by email or phone.

Liability for Participation in Watershed Watchers Program

at Civic Park

I (or my dependent), _____ , acknowledge that I have voluntarily agreed to participate in the City of Walnut Creek's Watershed Watchers Educational Program at the Civic Park. The goal of the program is to learn about our local creek, watershed connectivity, and stormwater pollution prevention. I am aware there will be activities associated with the field trip.

I am aware that there are certain risks associated with participating in this program, including but not limited to risk of physical injury, personal property damage, physical exertion, outdoor exposure and taking various modes of transportation. In acknowledging these risks and in consideration for participating in this activity, I, intending to be legally bound, do hereby for myself, my heirs, executors and administrators waive and release any and all rights and claims for damages I may have against the City of Walnut Creek, its employees, officers, officials, representatives, independent contractors, or volunteers for any and all claims of personal injuries (including death), damages, or property damage that may occur as a result of my participation in the activity, even though the liability may arise out of the active or passive negligence on the part of the persons or entities mentioned above. Further, I will assume my own medical and emergency expenses in the event of an accident or other incapacity or injury resulting from or occurring from my participation in the activity.

I also understand that photographs or videos may be taken of me during my participation with activity and that these photographs may be used by the City of Walnut Creek for the purpose of promoting activity. I hereby consent to use of any photographs or video taken of me during this activity.

Date: _____ _____

Signature of Participant or Parent/Legal Guardian (if under 18 years of age)

Participant Name: _____

Participant Age: _____

Print Name: (if different from Participant) _____

For questions, please contact Rinta Perkins, Clean Water Program Manager
1666 North Main Street, Walnut Creek, CA 94596
Phone: (925) 256-3511 Fax: (925) 256-3550

Sample Agenda for Field Trips

Watershed Watchers - Field Trip Notes for 7 Hills School
2 teachers and 2 adult chaperones
36 Students

Field Trip time: 12:45-3:00
Each Student will receive a clipboard with a pencil and journal at the beginning of the field trip

12:45-12:55
- Introduction of Susan and Patrice

1:00-1:50
- Patrice will lead half the group with the watershed activity mapping our watersheds, (finding where you live on the watershed), and nature journal activity about the plants, animals and insects who live at the creek.
- Susan will lead her group in a physical observations of the creek, and tests on water quality of the creek.

1:50-2:00
- Time for groups to switch and explanation of the activity

2:00-2:50
- Susan and Patrice will lead same activity with a new group.

2:50-3:00- Poem and Closure

Mapping your Watershed Activity - Adapted from Aquatic Outreach Institute

Overview:
Students look at local watershed maps and find what watershed is home to where the live. We also look at what watershed their school is located in.

After discussion of how these are all interconnected these facts about Walnut Creek and Contra Costa County watersheds are read aloud by students.

Students then look at a topographical map to get an overall view of how the water travels in our state.

Students then create their own watershed using paper and markers (see activity called Creating a Watershed in Your Hand from The Aquatic Outreach Institute.

Information Read by Students about our local watershed

- The Walnut Creek watershed is the largest in Contra Costa County at about 96,000 acres or 150 square miles.
- It is roughly contiguous with the I-680 corridor, stretching from northern San Ramon to Suisun Bay.
- As a consequence of flat land and high population density, it is also the most altered creek mad by humans to control the creek from flooding our neighborhoods.

- Because the watershed is so large, it has four sub watersheds which come together roughly where the freeways cross.
- Las Trampas Creek drains the area south and west of the interchange including Lafayette. San Ramon Creek drains the area south and east.
- Pine Creek drains eastern Walnut Creek (city) and most of Concord.
- Grayson and Murderer's Creeks drain Pleasant Hill and Pacheco.
- Walnut Creek itself is formed when San Ramon Creek and Las Trampas Creek flow together approximately at Liberty Bell Plaza in downtown Walnut Creek.
- The Pine Creek confluence is behind Water World just north of the I-680/242 split.
- Grayson and Murderer's Creeks come in at Pacheco.

Cinquain Poem - Group Activity

This activity brings the day to an end with the group contributing to a poem that summarizes their day at the creek.

A cinquain is an example of shape poetry. Because of the exact number of words required for each line of this poem, a unique, symmetrical shape is created from interesting, descriptive words.

The word cinquain comes from the Latin root for “five.” The cinquain has five lines that follow this sequence:

Line 1 A noun
Line 2 Two adjectives
Line 3 Three words ending in “ing”
Line 4 A phrase
Line 5 Another specific work that defines the first noun

Poem by 7 Hills School

Walnut Creek
muddy, rocky
testing, exploring, mapping
Old trees and native flowers
Watershed

Springstone School Poem

W A T E R
Dirty, Clean
Jumping, Slapping, Smelling
It is so beautiful
I N T E R E S T I N G

Watershed Watchers Plant Activity - Adapted from HOST Teacher Program
(Hands on for School Teachers)

Native Plants: An Outdoor Scavenger Hunt is a lesson plan created by 2000 HOST Teacher Glenda Pepin.

OBJECTIVE: The major objective of this activity is for the children to recognize various California native species by their physical appearances and characteristics. Other objectives include recognizing the adaptations that plants make to their surroundings, the interactions between plants and animals within a habitat, the particular growing conditions that certain species require, and how humans make use of plants.

APPLICATIONS: This activity was developed to serve a dual purpose. The first was to teach proper identification of native species, so that the children are familiar with the physical appearance of the plant, its name, and could recognize the plant at a later time and another place. They would be building their own "collections" as their knowledge increased.

The second purpose was to go beyond physical appearance and recognize the types of plants that could successfully grow together in a particular habitat, the growing conditions that those plant need, and what they could supply to other animals and humans.

The reasoning behind learning the growing conditions, physical appearance, interactions and attractions is that children would then have enough information and knowledge to create native species gardens on campus. Garden types could be: a butterfly garden, a native use garden, a particular habitat garden, etc.

LOCATION: This activity requires an outdoor setting. Suggested locales would be a reserve setting, a park setting, or any area with a large diversity of plants.

TIME REQUIRED: The scavenger hunt could be completed successfully in as little as 45 -60 minutes. It could also be extended to allow time to identify all the native plant species in the area. The activity could also be spaced out over a period of several days if so desired.

TEACHER SET UP:

- Take the 3 sets of cards (clue cards, information cards, and plant cards), hand lenses, spray water bottles, self adhesive labels, and marker with you to the selected location.
- Find a central area (preferably with a picnic table) to use as a meeting place. You, the plant cards, labels and marker stay here.
- Match up a clue card and information card for each native plant.
- Establish the boundaries for the hunt.

SCAVENGER HUNT PROCEDURE:

1. Upon reaching the designated area ask the students what a plant needs to survive. Also talk briefly/ brainstorm about how plants can adapt to a particular environment to insure their survival and protect themselves from predators and/or natural events.

2. Explain that the goal is to identify as many plants as they can in the allotted time.

3. Explain the RULES:
stay within the boundaries
DON'T pick any plants!!
HAVE FUN!

Divide the students into pairs.

4. Explain and demonstrate the procedure without the students moving!

READ the clues from a CLUE CARD; have the students look around and try to locate the plant without moving from where they are standing.

SHOW the students the INFORMATION CARD. Explain that each member of the team needs to learn the information on the card.

SHOW the students the PLANT CARD that matches the plant you were trying to find.

DIRECTIONS:

1. Each team of students will receive a pair of cards.

2. They are to go search for the plant described on the cards.

3. Once they find the plant, they return to the picnic table

and find the picture that matches the plant they found.

4. All 3 cards are then taken to the teacher to see if they have correctly identified the plant.

5, The teacher will verify the plant ID and quiz the students about the plant.

6. If they have correctly identified the plant they will receive a label with the name of the plant on it and be given another set of cards.

7. If the students are wrong, they try again to ID the same plant with some suggestions from the teacher.

8. KEEP identifying plants until time runs out!

EVALUATION:

During the scavenger hunt, quiz each team member for about the plant they found. Questions can come from the INFORMATION CARD
as well as general questions about location, distribution, abundance and adaptations.
After the hunt is finished, have everybody group around the teacher in a half circle. Ask the students to share their favorite plant, least favorite plant, favorite/least favorite adaptations, etc.
Ask the students if their perceptions about plants and their importance have changed.

TEACHER MATERIALS:

- set of CLUE CARDS
- set of INFORMATION CARDS
- set of PRESSED PLANT / PICTURE CARDS
- self adhesive labels
- marker
- hand lenses
- spray water bottles

Pollinator Garden Check List of Plants

Check off what you find on your walk

_____ Elderberry

_____ Buckeye

_____ Toyon

_____ Cottonwood

_____ Sticky Monkey Flower

_____ Clarkia

_____ White Sage

_____ Milkweed (Narrow Leaf & Showy)

_____ California Poppy

_____ Matilija Poppy

_____ Willow

_____ Redbud

Creek Walk Check List of Plants

_____ Ferns

_____ Pacific Coast Iris

_____ California Sycamore

_____ California Rose

_____ Valley Oak

_____ Live Oak

_____ Snowberry

Plant Scavenger Hunt Activity
Clue Card For Students &
Informations Sheet for Teachers

A plant card was created for different plants in the Oak Woodland and Pollinator Gardens.

Information Card

Common Name: California Poppy
Sceintific Name: Escholscholzia californica

Adaptations: Te Deep taprrots of the poppy allow it to survive for many season and during dry summers

Native Uses: Native American used the pollen as face paint. The seeds are edible

Growing Factors: California Poppies grwow in the coastal sage scrub, chaparral, grassland and woodland habitats. They flower from the winter to fall. Poppies grow to a height of 2 feet and prefer clay to sandy soil.

CLUE CARD

1. Look for a plant that is ankle to knee high.

2. The leaves are located at the base of the plant and are dark green The grey-green leaves are finely divided, giving it an airy quality, often tinged at the tips with a bit of fire red.

3. The flowers are orange or bright yellow and occur at the end of a leafless stem.

4. The flowers are bowl shaped with 4 petals.

5. You have found the CALIFORNIA POPPY.
Look closely at the plant. How does the Poppy get enough water to survive?

Water Testing Activity Instructions for Testing the Quality of Creek Water

Water quality monitoring means testing the water in the creek to find out if it is healthy. (Like a check-up at the doctors!) The tests you do will check for invisible and visible chemicals in water. The chemicals can either be naturally occurring, such as oxygen, bacteria and nutrients – or pollutants, such as pesticides, metals and oil.
The levels of these chemicals matter! Too much or too little can be dangerous to the health of plants and animals in the riparian habitat.

- Stay with your test partner or group.
- Record all results on white board and in your journal.

These are the water quality tests below. Your lab group will either do tests 1 and 2 OR tests 3 and 4.

1. Turbidity
2. pH
3. Dissolved Oxygen
4. Temperature (already taken and recorded on white board)

TEMPERATURE

Definition:
How warm or cold the water is. The health of animals and plants depends on the water and air temperature staying within a certain range.

Cause: removing plants from the banks that create shade; soil erosion (high turbidity), stormwater runoff; drought and climate change

Problems: Animals are more sensitive to disease and pollution at higher temperatures. Also, their eggs and young can die.

How measured:
Natural water temperature: varies

For your test:
Should be below 24 C for good health
Above 27 C = dangerous for health

Temperature Procedure:

Temperature was measured already when the sample of water was taken from the creek.
DISSOLVED OXYGEN (DO)

Definition:
A measure of the amount of oxygen gas dissolved in water. All water animals and plants need oxygen to survive. Water with high dissolved oxygen levels is healthy and capable of supporting different kinds of animals. That is called biodiversity. Some animals such as trout, require high DO levels, others like worms do not.
Cause: Low DO levels are caused by warm water temperature, contamination with human or animal waste (poo), high levels of bacteria or algae, and high turbidity
Problems caused by low DO levels: death of animal, reduction in growth, death of eggs and larvae.
How measured:
Natural DO level: 7 – 14 ppm.

For your test:
- 8 ppm = very good
- 4 ppm = unhealthy
- 0 = death is likely

Dissolved Oxygen Procedure:
1. Find the small vial with black cap.
2. Take the cap off and set aside. Dunk the vial into the water sample found in the small jar labeled: Dissolved Oxygen Test. Make sure the vial is completely submerged in the water.
3. Carefully remove the vial from the water sample, keeping the vial full of water to the top.
4. Drop 2 Dissolved Oxygen Test Tabs into the vial. Water will overflow when the tablets are added. That's OK.
5. Screw the cap on the vial. More water will overflow as the cap is tightened. That's OK, but make sure no bubbles are present in the sample.
6. Mix by inverting the vial over and over until the tablets have disintegrated. This will take about 4 minutes.
7. Wait 3-5 more minutes for the color to develop.
8. Compare the color of the sample to the dissolved oxygen color chart. Use units called ppm (means parts per million)

pH
Definition:
pH is a measure of how acidic or basic a liquid is. The pH scale ranges from a value of 1 (very acidic) to 14 (very basic) with 7 being neutral. Most water animals and plants prefer a range of 6.5 – 8.0 and are very sensitive to levels above or below this range.

Cause: High and low pH levels are caused by: chemical spills into the water, warm water, sewage spills, acid rain (exhaust from factories and cars).

Problems: pH levels below 6.5 and pH levels above 8.0. Organisms are unable to reproduce, have difficulty breathing, and suffer physical damage to their bodies.

pH Procedure:

1. Find the test tube. Fill the test tube to the 10 ml line with your water sample.
2. Add one pH test tablet
3. Cap the test tube and mix by inverting the test tube (turn upside down and right side up) until the tablet has disintegrated. Bits of material may remain.
4. Compare the color of the sample to the pH color chart. Record the result in your journal. There are no units for pH.

TURBIDITY

Definition:
Turbidity is the measure of the relative clarity of water (how clear it is). Turbid water is caused by bits and pieces of soil, plants, microscopic organisms, and perhaps trash. Turbidity is not the same as color, since darkly colored water can still be clear and have low turbidity.

Cause: Turbid water may be caused by soil erosion and runoff.

Problems caused by high turbidity: warm water temperatures, blocks sunlight for photosynthesis, clog fish gills, smother fish and frog eggs, smother bottom dwelling insects.

How measured:
Natural Turbidity in Creeks: 0 – 100 (Jackson Turbidity Units)

0 JTU = VERY CLEAR

40 JTU indicates water with some bits and pieces = MODERATELY CLEAR

100 JTU indicates very cloudy or muddy looking water with lots of bits and pieces= NOT CLEAR AT ALL

Turbidity Procedure:

1. The white jar has already been filled with creek water.
2. Hold the turbidity chart on the top edge of the jar.
3. Looking down into the jar, compare the appearance of the black and white design on the bottom of the jar with the chart.

4. Record the result on the whiteboard. If you believe the result is between numbers, estimate.
5. Record the result in your journal. Don't forget units! Units are written as JTU.

Poem by Contra Costa Home School Group

walnut creek
healthy, beautiful
moving, flowing, freeing
Lots of things to observe

FACT SHEET ON GRAZING OPERATIONS IN WALNUT CREEK OPEN SPACE SITES
November 2015

WHY DO WE HAVE GRAZING

- Animal grazing is one resource management technique that we use to control invasive species such as yellow star thistle.
- Grazing is also a technique used for weed abatement to lessen the grassland fire danger by the reduction in fuel load.
- Grazing has been shown to help in the survival of native plants by removing the taller, invasive and dominant plants that crowd out natives and create a thick thatch that does not allow native plants to have access to water and sunlight.
- These same techniques benefit our native wildlife through providing native habitats that contain shelter and food for animal life through the availability of a diverse plant environment.
- Grazing operations benefit native wildlife by providing water in stock ponds and water troughs that are in place for cattle grazing.
- Cattle grazing was an important part of Walnut Creek history and the majority of Open Space lands would not have been available for inclusion into the Open Space Division had they not been held as ranching lands as the area developed

WHERE DO WE HAVE GRAZING

- Acalanes Open Space: goats or sheep are used in a limited area below homes for the removal of weed species as part of the weed abatement program for a period of 7 – 15 days in the late spring
- Shell Ridge Open Space: approximately 40% of Shell Ridge has seasonal cattle grazing during the winter and early spring
- Lime Ridge Open Space – Paraiso tract: seasonal cattle grazing takes place in a very small area of central Lime Ridge
- Lime Ridge Open Space – North: in 2015/16 cattle will be returning to North Lime Ridge in a rotational grazing operation using fenced pasture with electric fence

WHEN DO WE HAVE GRAZING

- Generally cattle operations are in place from mid-December to mid-June.
- Cattle are brought in after winter rains have begun and feed is growing and they are removed as the grasses begin to die back.
- Cattle operations and techniques are determined by weather conditions, topography and the availability of feed.

WHAT IS THE GRAZING OPERATION

- Cattle and sheep or goat grazing operations are determined by site specific conditions (including weather) and grazing goals.
- Seasonal grazing is used with open range cattle making use of the available feed.
- Rotational grazing controls the movement of cattle or other species through the properties using fencing to control the animal movement and grazing time to prevent both overgrazing and undergrazing.
- We have specific requirements in differing parts of the Open Space in regard to grazing. We do not allow grazing in areas that are not large enough to allow a separation between Open Space

users and the grazing animals. Sugarloaf and Acalanes Open Spaces have been determined to be too small to effectively separate users from animals.

ADDRESSING THE CONCERNS OF THE PUBLIC

- The Open Space Division has begun a program called the Safe Trails Initiative. This initiative provides information to the public on operations such as cattle grazing to alert them as to what conditions they may find in the Open Space and how to contact staff to get additional information or report concerns.
- Staff works with our contracted grazers to alleviate problems between site users and the grazing animals. This may take the form of moving cattle away from a specific area or the requirement that cattle have ear tags so that problem animals may be identified.
- Signs and stickers on gates are in place to notify the public that cattle are grazing an area. This allows the public to know what operations are in place and how we wish them to help us manage the operation through messages such as asking them to leave gates as they are found, either latched open or closed.
- A new form will be in place during the 2015/16 grazing period to fully document public comments about grazing which will allow staff to further assess the program and work with our grazing partners on adaptations to the program as needed.

WALNUT CREEK Full Trash Capture and Trash Management Area Map

Trash Generation Category

- Low
- Medium
- High
- Very High

- Creek/Shoreline Hotspot
- 2 — Trash Management Area
- Full-Capture Location
- Full Trash Capture
- Non-Jurisdictional (Dot color = Generation Category)

- Streets
- Agency Boundary
- Creeks
- Parcel Boundary

N

0 0.275 0.55 1.1 Miles

CONTRA COSTA CLEAN WATER PROGRAM

Information contained on these maps is for the sole purpose of the Contra Costa Clean Water Program. Accuracy of the data is not guaranteed.

Map Created By CCCWP GIS 8/8/2016

Sources: Esri, HERE, DeLorme, MapmyIndia, © OpenStreetMap contributors, and the GIS User Community

Recyclables Scavenging Is Illegal!*

Recyclables scavenging creates litter and deprives your community of funding for our Recycling Programs! Please use the official **Blue** recycling containers for all of your recyclables.

To start or expand recycling service (for no additional cost!) call Republic at 925-685-4711. For additional information, visit **www.RecycleSmart.org**

* CCCSWA Ordinance 97-01 makes scavenging of recyclables taken from recycling containers illegal. Walnut Creek Code Enforcement will monitor scavengers who operate within the City.

Recycle Smart
Central Contra Costa Solid Waste Authority

REPUBLIC SERVICES

RecycleSmart
1850 Mt. Diablo Blvd.k Ste. 320
Walnut Creek, CA 94596

PRESORTED
STANDARD
US POSTAGE PAID
CONCORD, CA
PERMIT NO. 122

Important Information on Recyclable Scavenging

Post- Plastic Bag Ordinance Surveys (FY 2015-16)
City of Walnut Creek

Measured Parameter	Type of Facilities Surveyed	Number of Facilities		Post-Ordinance Visual Observations (Nov. 2015) Compliance Rate		Post-Ordinance Visual Observations (May 2016) Compliance Rate
Compliance with plastic bag ban	Large surpermarkets and convenient stores (Safeway, CVS, Walgreens, Whole Foods, Nob Hills & Sprout's Market, Lunardi's)	7		100.00%		100.00%
Compliance with plastic bag ban	Department Stores (Macy's, Nordstrom, Neiman Marcus & Target)	4		87.50%		87.50%
Compliance with plastic bag ban	Retailers	45		87.00%		88.89%
Compliance with plastic bag ban	Thrift stores (*)	3		33.00%		33.00%
Compliance with plastic bag ban	Restaurants (**)	31		81.00%		93.55%
	Average compliance rate	90		77.70%		80.59%
	AVERAGE COMPLIANCE RATE					79.14%
Surveyed customers during study period (1 week)				2412 customers		2560 customers
Average number of bags per customer				4.4 bags		3.2 bags
% of re-usable bags carried out per customer				72%		78%
% of customers used no bags				19%		26%

(*) Business operators are allowed to request to the City a one-time exemption to use up their existing inventory of plastic bags

(**) Restaurants were surveyed for compliance with the Plastic Bag Ordinance only

Post- Polystyrene-Based Food Service Ware Surveys (FY 2015-16)
May 22 - 28, 2016

Measured Parameter (Visual Assessments)	Type of Restaurants	Number of Restaurants	Compliance Rate
Use of non-polystyrene food & beverage containers	Express Service restaurants	38	81.58%
Use of non-polystyrene food & beverage containers	Limited Service restaurants	22	86.36%
Use of non-polystyrene food & beverage containers	Full Service restaurants	7	92.86%
	AVERAGE COMPLIANCE RATE	67	83.97%
Alternative Products to Polystyrene Observed During Survey:		*Percentage*	
Compostable food packaging (corn starch, peat fibers and palm fibers)		63%	
Aluminum food containers		28%	
Recycled plastics clamshell containers		9%	
		100%	

Definitions:

Express-service restaurants are fast food, café shops, bakeries, delicatessens and specialty stores (ice cream and candy

Limited-service restaurants are restaurants whose customers may choose to dine in or take out ordered food. Restaurant st

Full-service restaurants are fine dining establishments where only a few customers choose to take out ordered food

City of Walnut Creek, Building Division, 1666 N. Main St., Walnut Creek, CA 94596
(925) 943-5834 Phone (925) 256-3500 Fax
Email address: Buildingtech@walnut-creek.org

Condition of Approval for Buildings Having Potential of Mercury and/or PCB Containing Materials

(Applies to Tenant Improvement or Commercial Demolition Permits Only)

PERMIT CANNOT BE ISSUED UNTIL THIS SELF-CERTIFICATION FORM HAS BEEN SIGNED AND RETURNED TO THE BUILDING DIVISION

Owner Name: _____ Permit No. _____

Address: _____ Unit/Suite #: _____

Description of work: _____

Select **One**:

☐ EVALUATED & FOUND NOTHING

☐ FOUND & ADDRESSED

BACKGROUND

Some older structures have the probability of having been built with products containing Polychlorinated Biphenyls (PCBs) and Mercury. These substances accumulate in fish and may cause serious adverse health effects to people and wildlife that eat fish. During the demolition process these substances can mobilize and get washed into our waterways and drainage system. The city has an obligation to reduce the discharge and control all potential sources of PCBs and Mercury in the environment as mandated in the city's NPDES Permit Order No. CAS612008. Therefore, prior to issuance of a commercial demolition or tenant improvement permit from the Building Department, the applicant shall have the structure evaluated for PCB and Mercury containing materials.

Potential Mercury containing devices include thermometers, thermostats/switches, light bulbs and some batteries. Potential PCB-containing items include: caulk in concrete joints, doors and windows, light ballasts, transformers, etc. fluorescent light tubes, exit signs, air conditioning units, and Freon-containing refrigeration systems. Light fixtures should be visually inspected, prior to disposal, to determine the presence of PCBs. If PCB and/or Mercury containing materials are found to be present, the applicant shall have these items removed and properly disposed of by a licensed contractor. Applicant further understands that removal of PCB and/or Mercury containing materials shall be performed according to federal or California law and regulations, including but not limited to the toxic substances control act or the PCBs regulation at 40 CFD part 761, and EPA regulations, 40 CFD 761.

This form will serve as the self-certification that the applicant has complied as required.

APPLIES TO

Tenant Improvements and Commercial Demolitions where the structure was constructed or remodeled between 1950 and 1980 with building materials with PCBs concentrations of 50 ppm or greater

ALL WOOD FRAME STRUCTURES & SINGLE FAMILY RESIDENTIAL STRUCTURES ARE EXEMPT

REQUIREMENTS FOR ARCHITECTURAL COPPER

Guidelines for Installation, Cleaning, Treating and Washing

Copper awning

Copper from buildings may harm aquatic life

Copper can harm aquatic life in our local creeks and San Francisco Bay. Water that comes into contact with architectural copper may contribute to impacts, especially during installation, cleaning, treating or washing. Patination solutions that are used to obtain the desired shade of green or brown typically contain acids. After treatment, when the copper is rinsed to remove these acids, the rinse water is a source of pollutants. Municipalities prohibit discharges to the storm drain of water used in the installation, cleaning, treating and washing of architectural copper.

Use Best Management Practices (BMPs)

The following Best Management Practices (BMPs) must be implemented to prevent prohibited discharges to storm drains.

During Installation

- If possible, purchase copper materials that have been pre-patinated at the factory.
- If patination is done on-site, implement one or more of the following BMPs:
    - Discharge the rinse water to landscaping. Ensure that the rinse water does not flow to the street or storm drain. Block off storm drain inlet if needed.
    - Collect rinse water in a tank and pump to the sanitary sewer. Contact your local sanitary sewer agency for any special permit requirements before discharging.
    - Collect the rinse water in a tank and haul off-site for proper disposal.
- Consider coating the copper materials with an impervious coating that prevents further corrosion and runoff. This will also maintain the desired color for a longer period, requiring less maintenance.

During Maintenance

Implement the following BMPs during routine maintenance activities, such as power washing the roof, re-patination or re-application of impervious coating.

- Block storm drain inlets as needed to prevent runoff from entering storm drains.
- Discharge the wash water to landscaping or to the sanitary sewer (with permission from the local sanitary sewer agency). If this is not an option, haul the wash water off-site for proper disposal.

Protect the Bay and yourself!

If you are responsible for a discharge to the storm drain of non-stormwater generated by installing, cleaning, treating or washing copper architectural features, you are in violation of the City of Walnut Creek's Stormwater Ordinance and may be subject to a fine.

[Credit: San Mateo Countywide Water Pollution Prevention Program]

CITY OF WALNUT CREEK

Clean Water Program
1666 N. Main Street, Walnut Creek, CA 94596
925-943-5839 | www.walnut-creek.org/cleanwater |