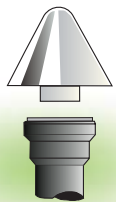


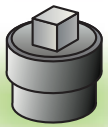
Draining

- Contact local wastewater treatment authority to properly dispose.
- Don't drain into a street, gutter or storm drain.
- Discharge water to a sanitary sewer cleanout.
- If you are on a septic system or have no sanitary sewer clean-out, contact your wastewater treatment authority listed in this brochure for guidance.

What does a sanitary sewer clean-out look like?



Look on your property for a small circular cap on a pipe, with a raised square or mushroom-shaped cone on it, sticking out of your house or out of the ground. These caps often cover clean-outs.



OR...

Look on your property for a concrete or metal cover marked "SEWER," "C.O." or "S." Clean-outs are often located under them.



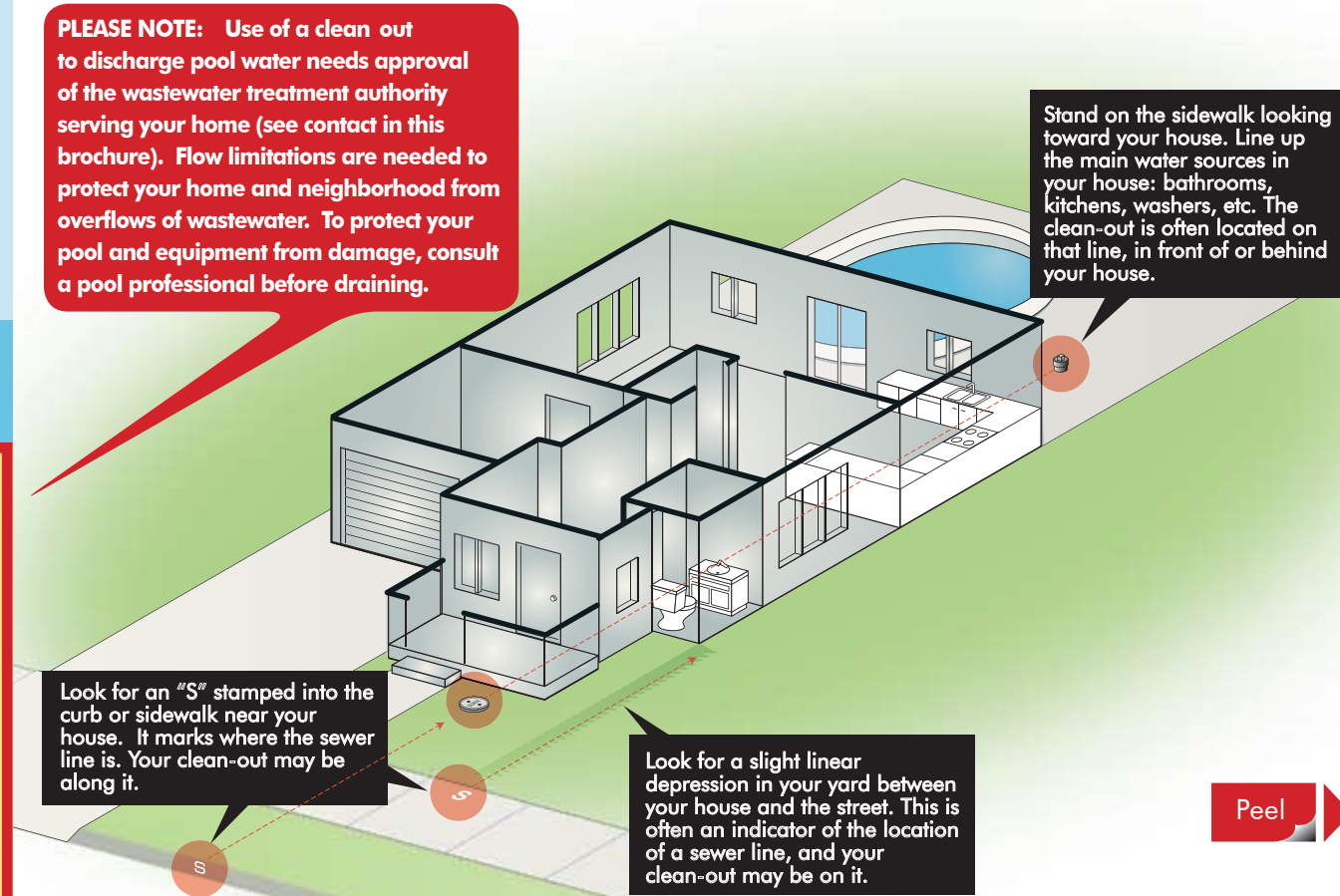
In either case, remove the cap and place the hose in the pipe to drain. To prevent backflow, don't let the end of the hose touch the bottom of the sewer pipe while draining.



Tips for finding your clean-out

Not all cities use the same method to mark their sewer systems. If you have trouble locating your clean-out, contact your local wastewater treatment authority. See "Contacts" list at right.

PLEASE NOTE: Use of a clean out to discharge pool water needs approval of the wastewater treatment authority serving your home (see contact in this brochure). Flow limitations are needed to protect your home and neighborhood from overflows of wastewater. To protect your pool and equipment from damage, consult a pool professional before draining.



There are a number of places to look for your sanitary sewer clean-out. Start by checking to see if there's an "S" stamped into the concrete of your curb or sidewalk. This marks the location of the sewer line, and your clean-out may be aligned with this marking.

Check on outside walls of the kitchen or baths, or somewhere on your property that is aligned with the drains of your kitchen or baths.

Finally, check to see if there is a slight depression in the ground leading out to the street. It may mark the location of the sewer line, and the clean-out may be along that line.

Sanitary sewer clean-outs are most often found along the sewer line, which is usually aligned with the sewer lines for the house.

Contacts

For information about draining pools or spas:

- | | |
|---------------------------|--|
| Alamo | Central Contra Costa Sanitary District |
| Antioch | Delta Diablo Sanitation District |
| Bay Point | Delta Diablo Sanitation District |
| Bethel Island | Ironhouse Sanitary District |
| Brentwood | City Of Brentwood |
| Byron | Byron Sanitary District |
| Clayton | Central Contra Costa Sanitary District |
| Clyde | Central Contra Costa Sanitary District |
| Concord | Central Contra Costa Sanitary District |
| Crockett | Crockett Sanitary Department |
| Danville/Blackhawk | Central Contra Costa Sanitary District |
| Diablo | Central Contra Costa Sanitary District |
| Discovery Bay | Town of Discovery Bay CSD |
| El Cerrito | East Bay Municipal Utility District |
| El Sobrante | West County Wastewater District |
| Hercules | City of Pinole |
| Kensington | East Bay Municipal Utility District |
| Knightsen | Ironhouse Sanitary District |
| Lafayette | Central Contra Costa Sanitary District |
| Martinez | Central Contra Costa Sanitary District |
| | Mt. View Sanitary District |
| Moraga | Central Contra Costa Sanitary District |
| Oakley | Ironhouse Sanitary District |
| Orinda | Central Contra Costa Sanitary District |
| Pacheco | Central Contra Costa Sanitary District |
| Pinole | City of Pinole |
| | West County Wastewater District |
| Pittsburg | Delta Diablo Sanitation District |
| Pleasant Hill | Central Contra Costa Sanitary District |
| Port Costa | Crockett Sanitary Department |
| Richmond | City of Richmond |
| | West County Wastewater District |
| | East Bay Municipal Utility District |
| Rodeo | Rodeo Sanitary District |
| San Pablo | West County Wastewater District |
| San Ramon | Central Contra Costa Sanitary District |
| | Dublin San Ramon Services District |
| Walnut Creek | Central Contra Costa Sanitary District |

Keep your pool, spa and fountain water out of storm drains. Discharge water to a sanitary sewer clean-out with approval from your Wastewater Treatment Authority.

For more information:
www.ccleanwater.org

PLEASE STICK THIS REMINDER ON YOUR PUMP EQUIPMENT.

Wastewater Treatment Authorities	
Byron Sanitary District	(925) 634-5560
Central Contra Costa Sanitary District	(925) 229-7288
City of Brentwood	(925) 516-6060
City of Hercules	(510) 724-8963
City of Pinole	(510) 724-8963
City of Richmond	(510) 412-2062
Crockett Sanitary Department	(510) 787-2992
Delta Diablo Sanitation District	(925) 756-1900
Dublin San Ramon Services District	(925) 875-2336
East Bay Municipal Utility District	(510) 287-1651
Ironhouse Sanitary District	(925) 625-2279
Mt. View Sanitary District	(925) 228-5635
Rodeo Sanitary District	(510) 799-2970
Town of Discovery Bay CSD	(925) 634-1131
West County Wastewater District	(510) 237-6603

♻️ Printed on recycled paper using soy-based inks.

The Contra Costa Clean Water Program acknowledges the Santa Clara Valley Urban Runoff Pollution Prevention Program for use of this brochure.